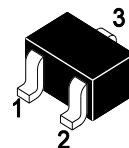


## 1. FEATURES

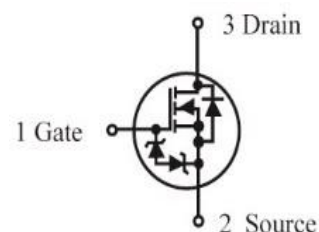
- We declare that the material of product compliance with RoHS requirements and Halogen Free.
- S- prefix for automotive and other applications requiring unique site and control change requirements; AEC-Q101 qualified and PPAP capable.
- ESD Protected:1000V



SOT-323

## 2. DEVICE MARKING AND ORDERING INFORMATION

Device	Marking
K2N7002W-7-F	6C



## 3. MAXIMUM RATINGS(Ta = 25°C)

Parameter	Symbol	Limits	Unit
Drain–Source Voltage	VDSS	60	V
Drain–Gate Voltage (RGS = 1.0 MΩ)	VDGR	60	V
Drain Current	ID		mA
– Continuous TC = 25°C		±115	
TC = 100°C		±75	
– Pulsed (Note 1)	IDM	±800	
Gate–Source Voltage			
– Continuous	VGS	±20	V
– Non–repetitive (tp ≤ 50μs)	VGSM	±40	V

## 4. THERMAL CHARACTERISTICS

Parameter	Symbol	Limits	Unit
Total Device Dissipation, FR-5 Board (Note 2) @ TA = 25°C	PD	225	mW
Derate above 25°C		1.8	mW/°C
Thermal Resistance, Junction–to–Ambient(Note 2)	ROJA	556	°C/W
Junction and Storage temperature	TJ,Tstg	–55~+150	°C

1. Pulse Test: Pulse Width ≤ 300 μs, Duty Cycle ≤ 2.0%.

2. FR-5 = 1.0×0.75×0.062 in.

**5. ELECTRICAL CHARACTERISTICS (Ta= 25°C)**
**OFF CHARACTERISTICS**

Characteristic	Symbol	Min.	Typ.	Max.	Unit
Drain–Source Breakdown Voltage (VGS = 0, ID = 10μA)	VBRDSS	60	-	-	V
Zero Gate Voltage Drain Current TJ = 25°C (VGS = 0, VDS = 60 V) TJ = 125°C	IDSS	-	-	1.0	μA
		-	-	500	
Gate–Body Leakage Current, Forward (VGS = 20 V)	IGSSF	-	-	1.0	μA
Gate–Body Leakage Current, Reverse (VGS = - 20 V)	IGSSR	-	-	-1.0	μA

**ON CHARACTERISTICS (Note 3)**

Gate Threshold Voltage (VDS = VGS, ID = 250μA)	VGS(th)	1.0	1.6	2.5	V
On–State Drain Current (VDS ≥ 2.0 VDS(on), VGS = 10 V)	ID(on)	500	-	-	mA
Static Drain–Source On–State Voltage (VGS = 10 V, ID = 500 mA) (VGS = 5.0 V, ID = 50 mA)	VDS(on)	-	-	3.75	V
		-	-	0.375	
Static Drain–Source On–State Resistance (VGS = 10 V, ID = 500 mA) TC = 25°C (VGS = 10 V, ID = 500 mA) TC = 125°C (VGS = 5.0 V, ID = 50 mA) TC = 25°C (VGS = 5.0 V, ID = 50 mA) TC = 125°C	RDS(on)	-	-	7.5	Ohms
		-	-	13.5	
		-	-	7.5	
		-	-	13.5	
Forward Transconductance (VDS ≥ 2.0 VDS(on), ID = 200 mA)	gfs	80	-	-	mmhos

**DYNAMIC CHARACTERISTICS**

Input Capacitance (VDS = 25 V, VGS = 0, f = 1.0 MHz)	Ciss	-	17	50	pF
Output Capacitance (VDS = 25 V, VGS = 0, f = 1.0 MHz)	Coss	-	10	25	pF
Reverse Transfer Capacitance (VDS = 25 V, VGS = 0, f = 1.0 MHz)	Crss	-	2.5	5.0	pF

**SWITCHING CHARACTERISTICS**

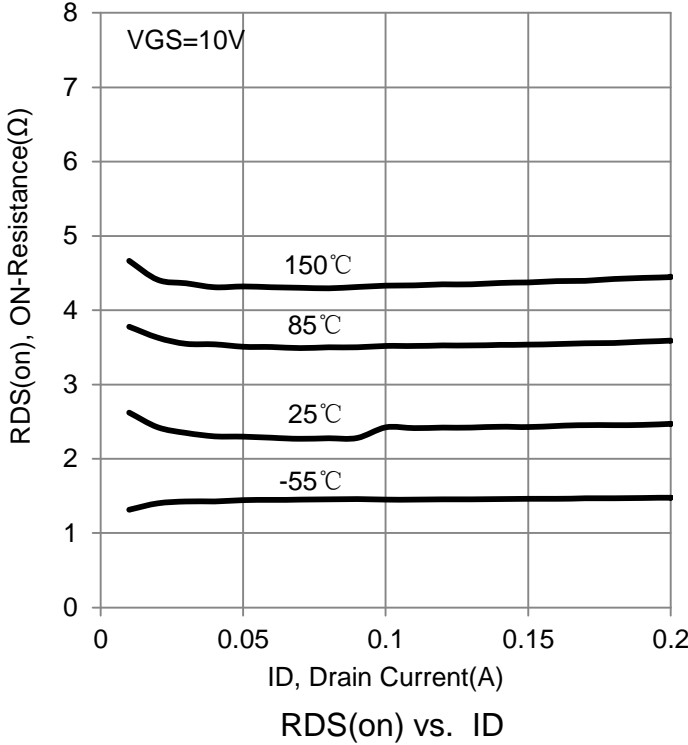
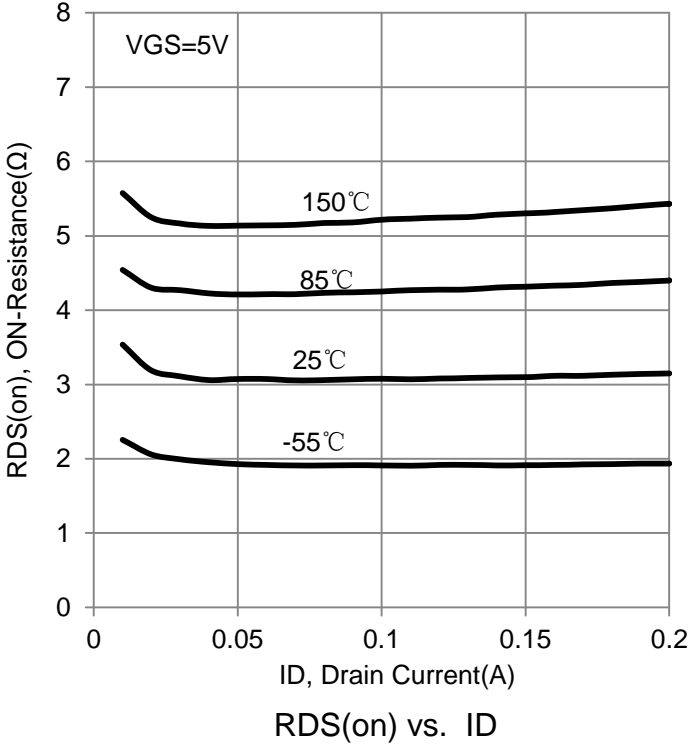
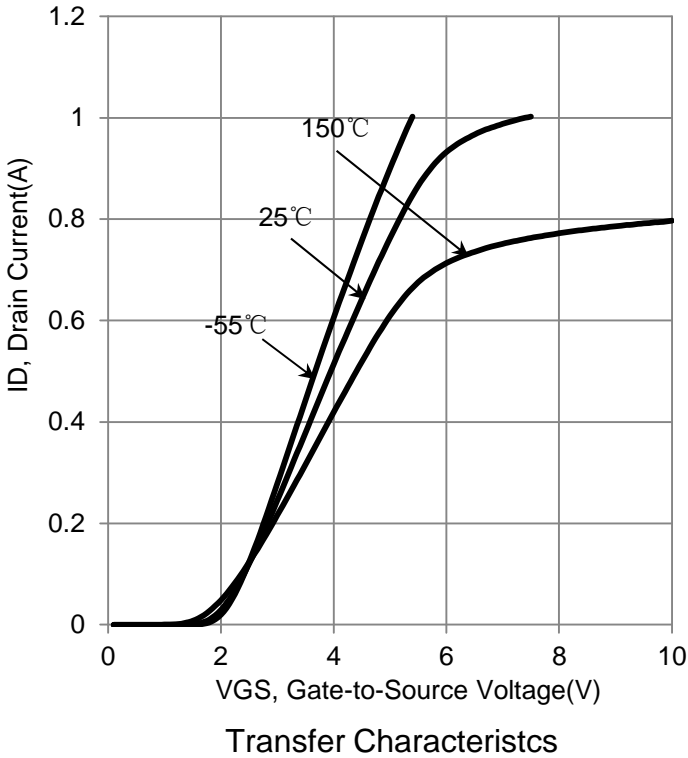
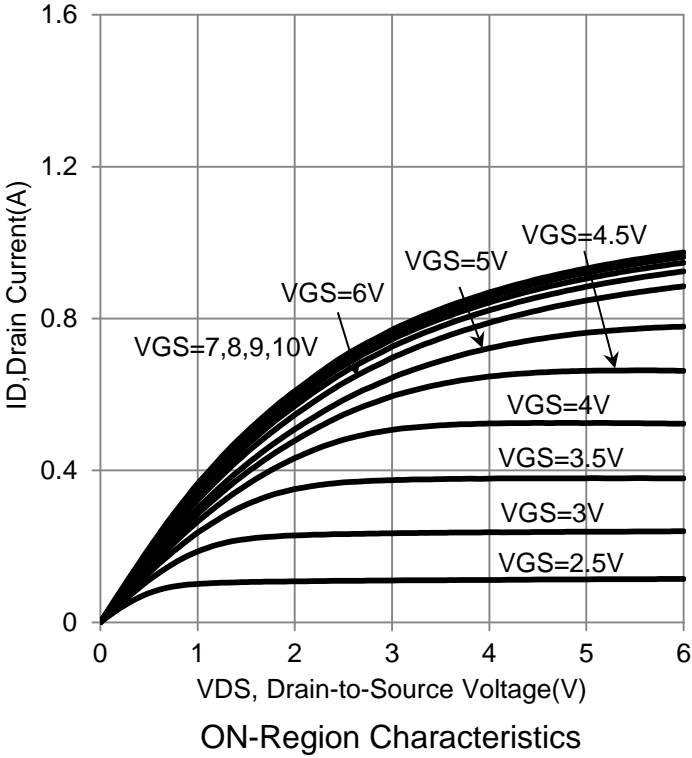
Turn-On Delay Time	(VDD = 25 V, ID = 500 mA, RG = 25Ω, RL = 50 Ω, Vgen = 10 V)	td(on)	-	7	20	ns
Turn-Off Delay Time		td(off)	-	11	40	

**BODY–DRAIN DIODE RATINGS**

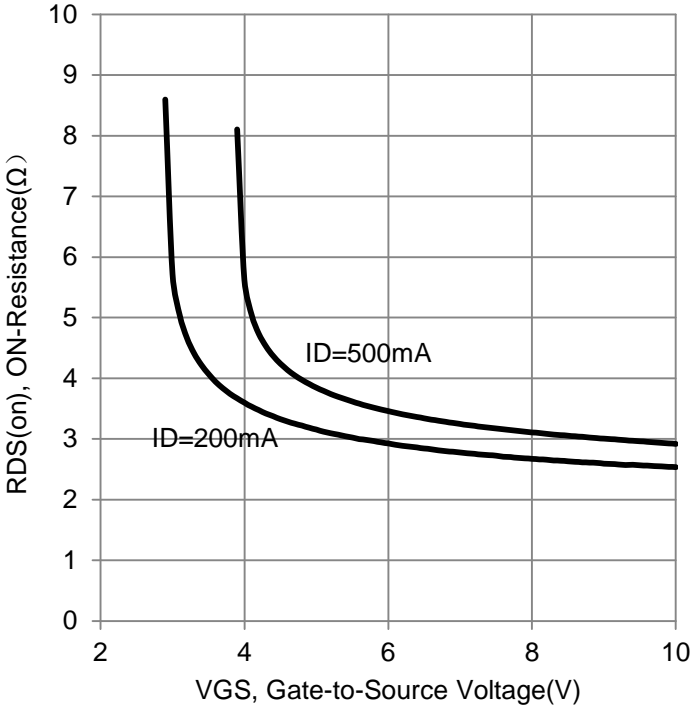
Diode Forward On–Voltage (IS = 115 mA, VGS = 0 V)	VSD	-	-	1.5	V
Source Current Continuous (Body Diode)	IS	-	-	115	mA
Source Current Pulsed	ISM	-	-	800	mA

3.Pulse Test: Pulse Width ≤300 μs, Duty Cycle ≤2.0%.

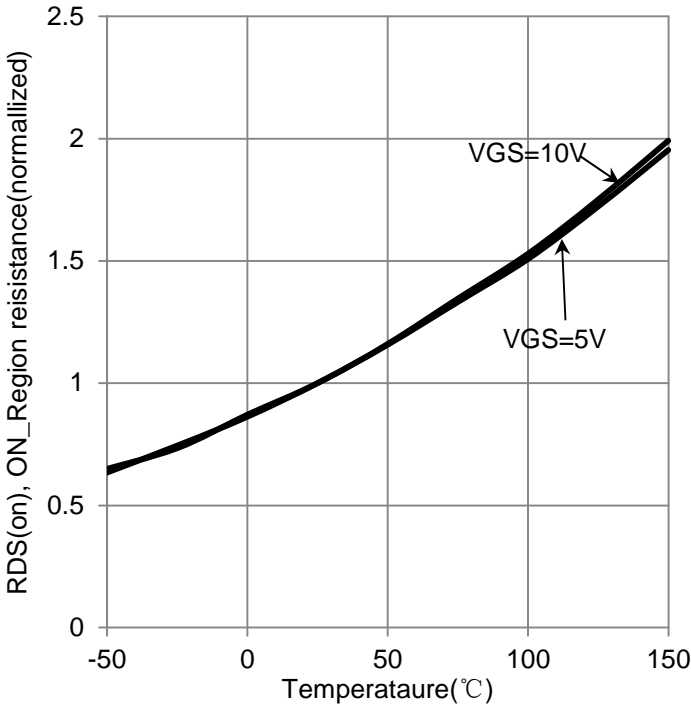
**6. ELECTRICAL CHARACTERISTICS CURVES**



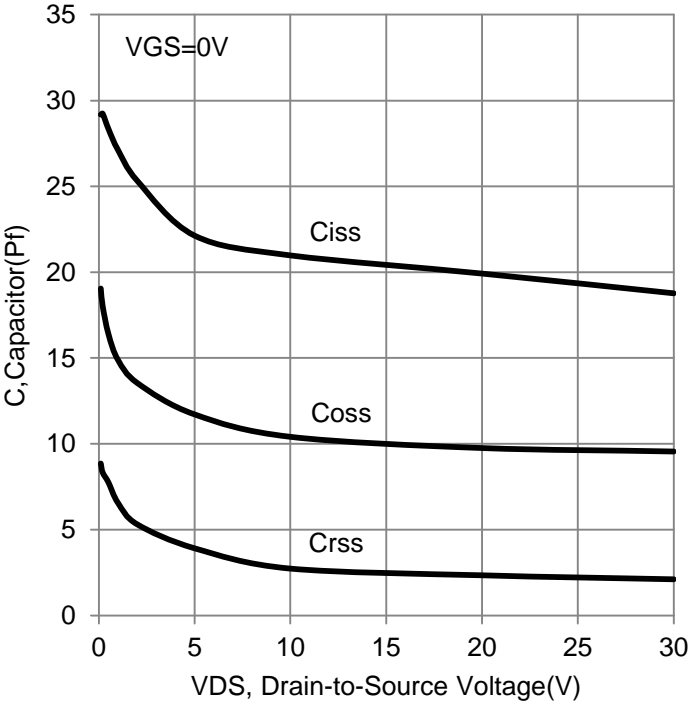
6. ELECTRICAL CHARACTERISTICS CURVES (Con.)



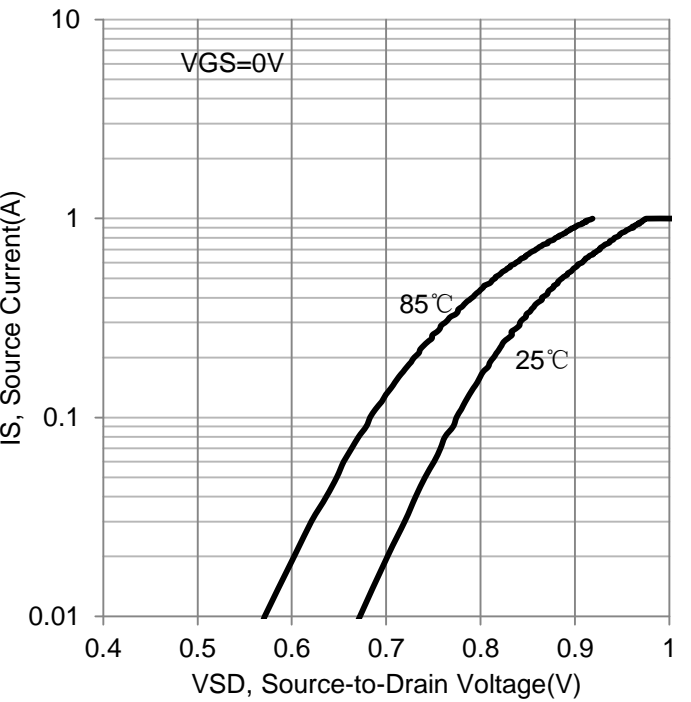
RDS(on) vs. VGS



RDS(on) vs. Temperature

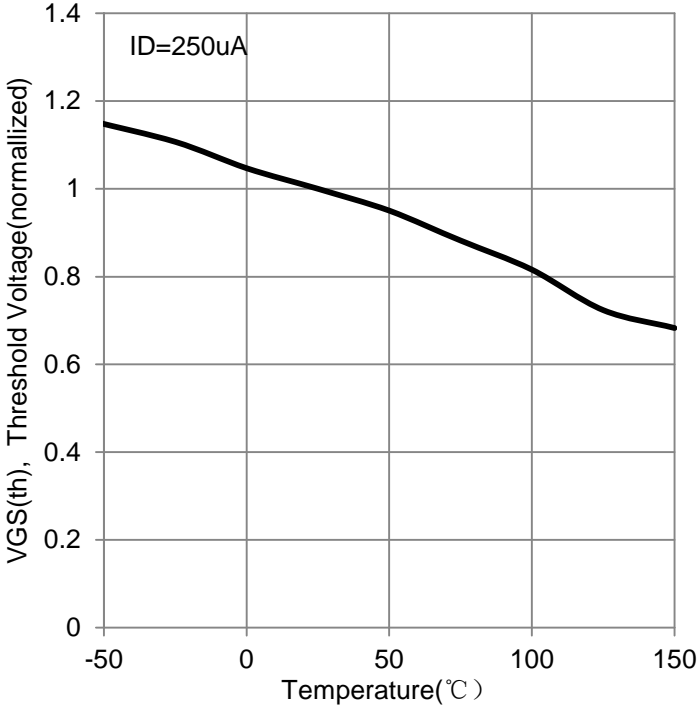


Capacitor vs. VDS

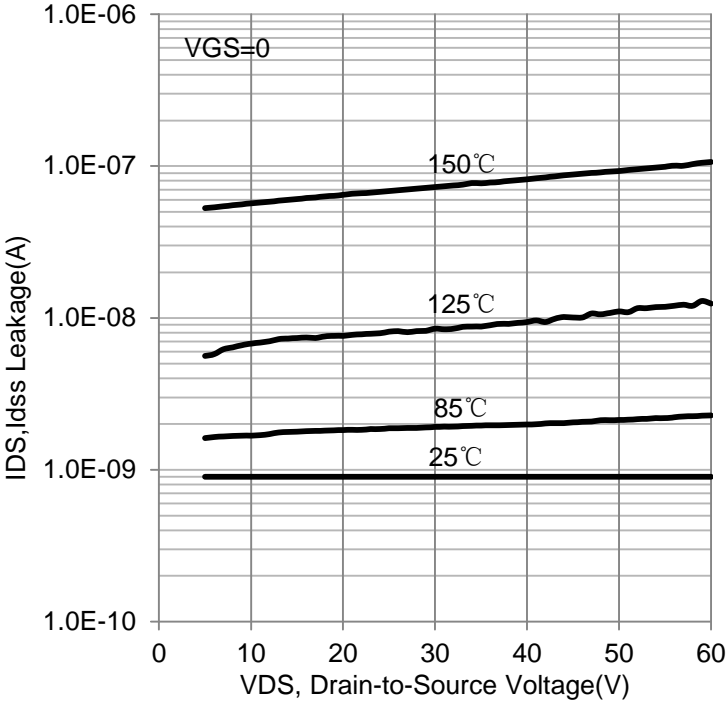


IS vs. VSD

6. ELECTRICAL CHARACTERISTICS CURVES (Con.)

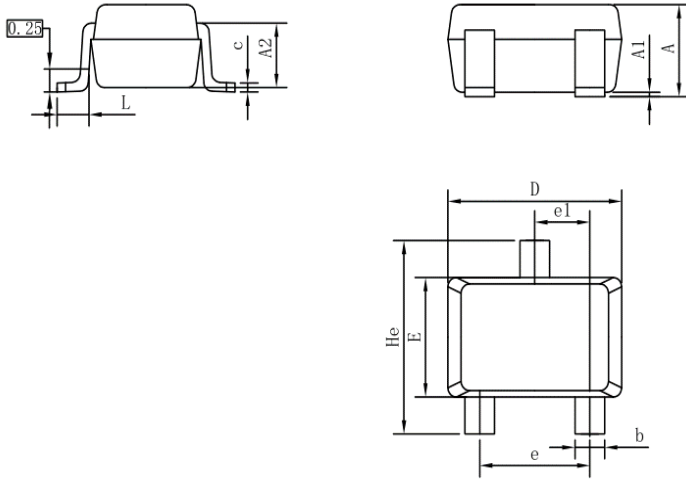


VGS(th) vs. Temperature



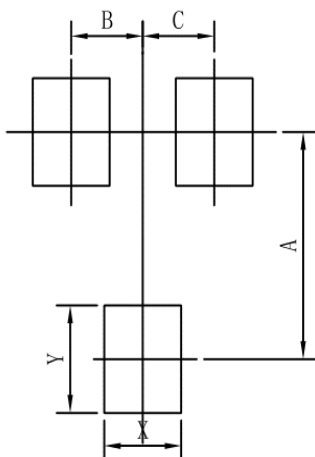
IDS vs. VDS

**7.OUTLINE AND DIMENSIONS**



SC70			
DIM	MIN	NOR	MAX
A	0.80	0.95	1.00
A1	0.00	0.05	0.10
A2	0.7 REF		
b	0.30	0.35	0.40
c	0.10	0.15	0.25
D	1.80	2.05	2.20
E	1.15	1.30	1.35
e	1.20	1.30	1.40
e1	0.65 BSC		
L	0.20	0.35	0.56
He	2.00	2.10	2.40
ALL Dimension in mm			

**8.SOLDERING FOOTPRINT**



SC70	
DIM	MIN
A	1.90
B	0.65
C	0.65
X	0.70
Y	0.90

## X-ON Electronics

Largest Supplier of Electrical and Electronic Components

*Click to view similar products for [MOSFET](#) category:*

*Click to view products by [Yongyutai Electronics](#) manufacturer:*

Other Similar products are found below :

[614233C](#) [648584F](#) [MCH3443-TL-E](#) [MCH6422-TL-E](#) [FDPF9N50NZ](#) [NTNS3A92PZT5G](#) [IRFD120](#) [IRFF430](#) [JANTX2N5237](#) [2N7000](#)  
[AOD464](#) [2SK2267\(Q\)](#) [2SK2545\(Q,T\)](#) [405094E](#) [423220D](#) [MIC4420CM-TR](#) [VN1206L](#) [614234A](#) [715780A](#) [SSM6J414TU,LF\(T](#) [751625C](#)  
[IPS70R2K0CEAKMA1](#) [BSF024N03LT3 G](#) [PSMN4R2-30MLD](#) [TK31J60W5,S1VQ\(O](#) [2SK2614\(TE16L1,Q\)](#) [DMN1017UCP3-7](#)  
[EFC2J004NUZTDG](#) [FCAB21350L1](#) [P85W28HP2F-7071](#) [DMN1053UCP4-7](#) [NTE2384](#) [NTE2969](#) [NTE6400A](#) [DMC2700UDMQ-7](#)  
[DMN2080UCB4-7](#) [DMN61D9UWQ-13](#) [US6M2GTR](#) [DMN31D5UDJ-7](#) [SSM6P54TU,LF](#) [DMP22D4UFO-7B](#) [IPS60R3K4CEAKMA1](#)  
[DMN1006UCA6-7](#) [DMN16M9UCA6-7](#) [STF5N65M6](#) [IRF40H233XTMA1](#) [IPSA70R950CEAKMA1](#) [IPSA70R2K0CEAKMA1](#) [STU5N65M6](#)  
[C3M0021120D](#)