


Features

- ◆ Working voltages : 24V
- ◆ Low capacitance
- ◆ Low leakage current: 1uA @ V_{RWM}
- ◆ Low clamping voltage
- ◆ Response Time is < 1 ns

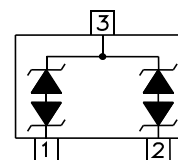
SOT23



Applications

- ◆ CAN、RS-232&RS-485
- ◆ Audio/Video Inputs
- ◆ Wireless Network Systems
- ◆ Digit Video Interface (DVI)

PIN Configuration



Mechanical Characteristics

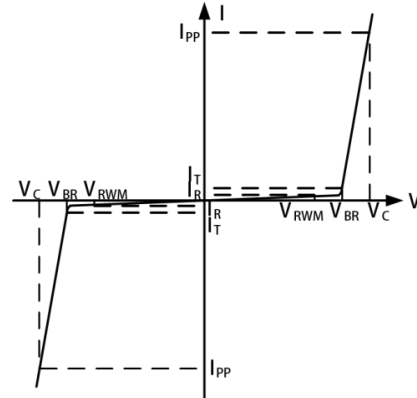
- ◆ SOT23 package
- ◆ Molding Compound Flammability Rating: UL 94V-0
- ◆ Quantity Per Reel:3,000pcs
- ◆ Reel size: 7inch

Absolute Maximum Rating

Symbol	Parameter	Value	Units
T_{LST}	Lead Soldering Temperature	260 (10 sec.)	°C
T_{STG}	Storage Temperature Range	-55 to +125	°C
T_{OPT}	Operating Temperature Range	-55 to +125	°C
V_{ESD}	ESD per IEC 61000-4-2(Air)	±30	KV
	ESD per IEC 61000-4-2 (Contact)	±30	

I-V Curve Characteristics

Symbol	Parameter
I_{PP}	Maximum Peak Pulse Current
V_C	Clamping Voltage @ I_{PP}
V_{RWM}	Working Peak Reverse Voltage
I_R	Maximum Reverse Leakage Current @ V_{RWM}
V_{BR}	Breakdown Voltage @ I_T
I_T	Test Current



Bi-Directional TVS

Electrical Characteristics (@ $T_A=25^\circ C$ Unless Otherwise Specified)

Symbol	Test Condition	Minimum	Typical	Maximum	Units
V_{RWM}	--	--	--	24	V
I_R	$V_{RWM}=24V, T=25^\circ C$	--	--	1	μA
V_{BR}	$I_T = 1mA$	26.7	--	31.5	V
V_C	$I_{PP}=6A, t_p=8/20\mu s$	--	--	70	V
C_J	$V_R=0V, f=1MHz$	--	20	--	pF

Characteristic Curves

Fig1. 8/20 μs Pulse Waveform

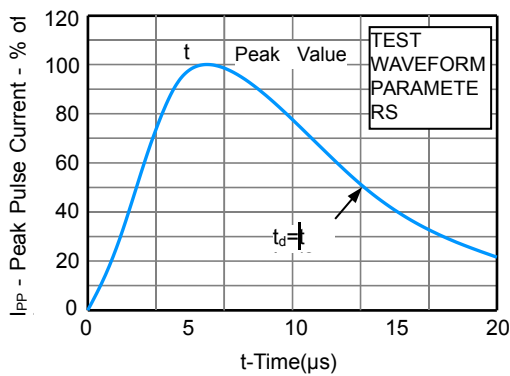
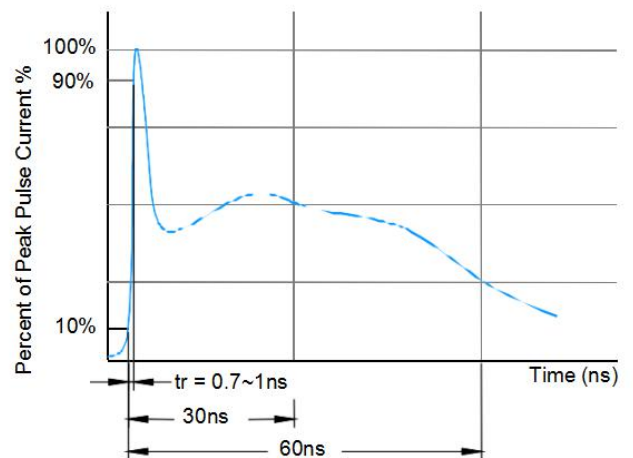


Fig2. ESD Pulse Waveform (according to IEC 61000-4-2)



Characteristic Curves (Continue)

Fig3. ESD Pulse Waveform (according to IEC 61000-4-2)

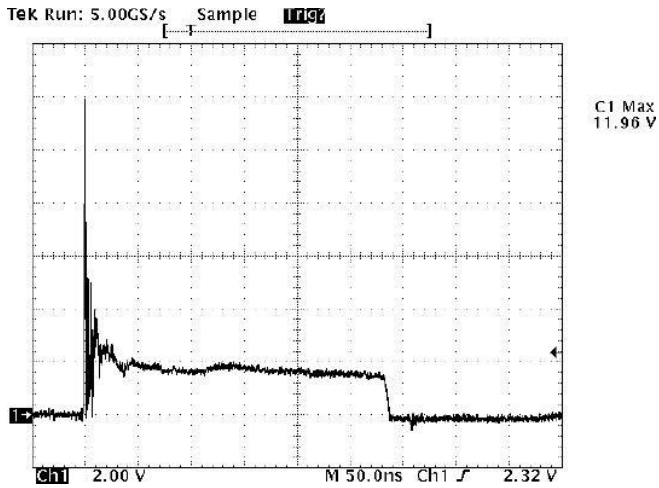
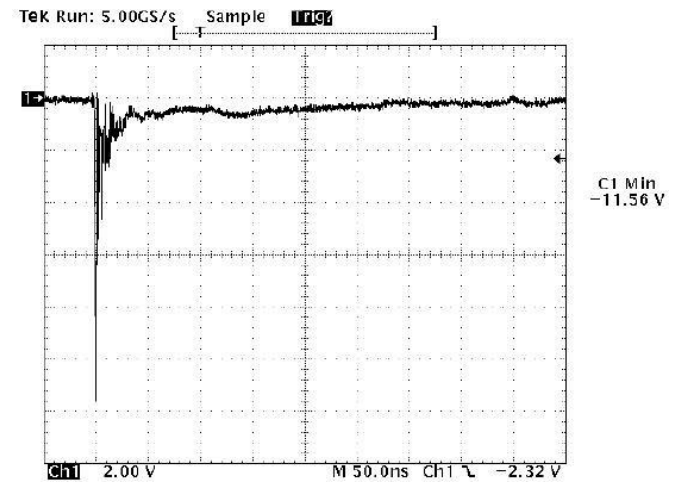
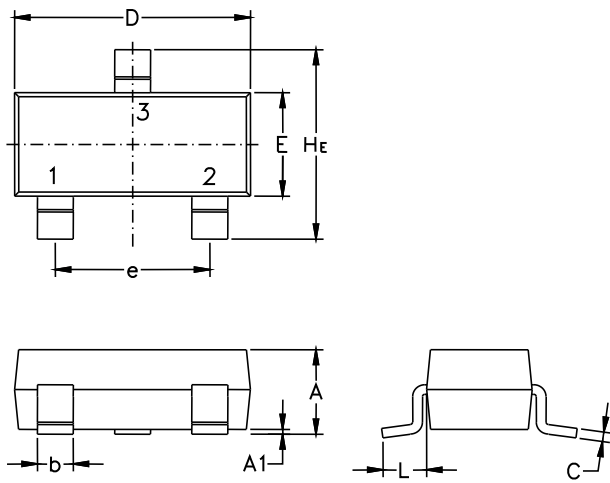


Fig4. ESD Clamping (-8KV Contacter IEC61000-4-2)

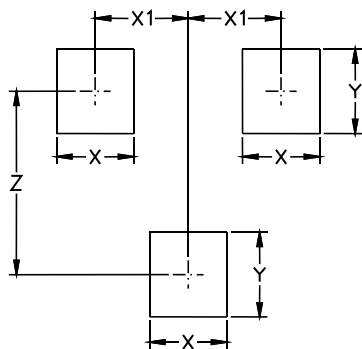


SOT23 Package Outline & Dimensions (Unit: mm)



Symbol	Millimeters			Inches		
	Min.	Nom.	Max.	Min.	Nom.	Max.
A	0.89	1.00	1.11	0.035	0.040	0.044
A1	0.01	0.06	0.10	0.001	0.002	0.004
b	0.37	0.44	0.50	0.15	0.18	0.020
c	0.09	0.13	0.18	0.003	0.005	0.007
D	2.80	2.90	3.04	0.110	0.114	0.120
E	1.20	1.30	1.40	0.047	0.051	0.055
e	1.78	1.90	2.04	0.070	0.075	0.081
L	0.35	0.54	0.69	0.014	0.021	0.029
He	2.10	2.40	2.64	0.083	0.094	0.104

Soldering Footprint



Symbol	Millimeters	Inches
X	0.80	0.031
X1	0.95	0.037
Y	0.90	0.035
Z	2.00	0.079

X-ON Electronics

Largest Supplier of Electrical and Electronic Components

Click to view similar products for [ESD Suppressors / TVS Diodes](#) category:

Click to view products by [Yongyutai Electronics](#) manufacturer:

Other Similar products are found below :

[60KS200C](#) [D18V0L1B2LP-7B](#) [D5V0F4U5P5-7](#) [NTE4902](#) [P4KE27CA](#) [P6KE11CA](#) [P6KE39CA-TP](#) [P6KE8.2A](#) [JANTX1N6053A](#)
[SA110CA](#) [SA60CA](#) [SA64CA](#) [SMBJ12CATR](#) [SMBJ33CATR](#) [SMBJ8.0A](#) [ESD101-B1-02ELS E6327](#) [ESD105-B1-02EL E6327](#) [ESD112-B1-02EL E6327](#) [ESD119B1W01005E6327XTSA1](#) [ESD5V0L1B02VH6327XTSA1](#) [ESD7451N2T5G](#) [19180-510](#) [CPDT-5V0USP-HF](#)
[3.0SMCJ33CA-F](#) [3.0SMCJ36A-F](#) [HSPC16701B02TP](#) [JANTX1N6126A](#) [JANTX1N6462](#) [JANTX1N6465](#) [USB50805e3/TR7](#)
[D3V3Q1B2DLP3-7](#) [D55V0M1B2WS-7](#) [DRTR5V0U4SL-7](#) [SCM1293A-04SO](#) [ESD200-B1-CSP0201 E6327](#) [SM12-7](#) [SM1605E3/TR13](#)
[SMLJ45CA-TP](#) [CEN955 W/DATA](#) [82350120560](#) [VESD12A1A-HD1-GS08](#) [CPDUR5V0R-HF](#) [CPDQC5V0U-HF](#) [CPDQC5V0USP-HF](#)
[CPDQC5V0-HF](#) [D1213A-01LP4-7B](#) [ESD101-B1-02EL E6327](#) [824500181](#) [MMAD1108/TR13](#) [5KP100A](#)