

DESCRIPTION

The transient voltage suppressor (TVS) diode is designed for asymmetrical (12V to -7V) protection in multi-point data transmission standard RS-485 applications.

be used to protect devices from transient voltages resulting from electrostatic discharge (ESD), electrical fast transients (FET), and lightning.

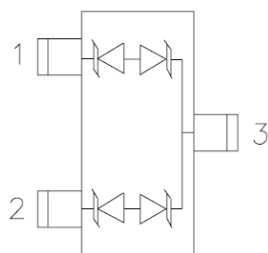
The features 400 Watts ($t_p=8/20\mu s$) of power handling capability to accommodate the higher transient voltage levels which may be expected in extended common mode applications. This provides higher equipment reliability and eliminates the “guess work” required when using zener diodes that are not rated to handle such transient conditions.

The integrated design aids in reducing voltage over-shoot associated with trace inductance. The low clamping voltage of the minimizes the stress on the protected transceiver. The SOT-23 package allows flexibility in the design of “crowded” circuit boards.

ORDERING INFORMATION

- ✧ Package: SOT-23
 - ✧ Marking: 712 or C72
 - ✧ Material: Halogen free
 - ✧ Packing: Tape & Reel
- Quantity per reel: 3,000pcs

PIN CONFIGURATION & SCHEMATIC



(Top View)

FEATURES

- ✧ 400 watts peak pulse power ($t_p=8/20\mu s$)
- ✧ Transient protection for asymmetrical data lines to IEC 61000-4-2 (ESD) $\pm 15kV$ (air), $\pm 8kV$ (contact) IEC 61000-4-4 (FET) 40A (5/50ns) IEC 61000-4-5 (Lightning) 12A (8/20 μs)
- ✧ Protects two +12V to -7V lines
- ✧ Low capacitance
- ✧ Low leakage current
- ✧ Low clamping voltage
- ✧ Solid-state silicon avalanche technology
- ✧ RoHS compliant

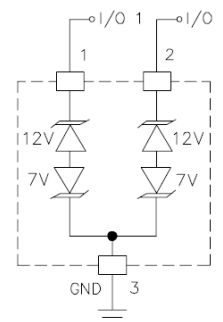
MACHANICAL DATA

- ✧ SOT-23 package
- ✧ Terminal: Matte tin plated.
- ✧ Packaging: Tape and Reel
- ✧ High temperature soldering guaranteed: 260°C/10s
- ✧ Reel size: 7 inch

APPLICATIONS

- ✧ Protection of RS-485 transceivers with extended common-mode range
- ✧ Security systems
- ✧ Automatic Teller Machines
- ✧ HFC systems
- ✧ Networks

CIRCUIT DIAGRAM



ABSOLUTE MAXIMUM RATING

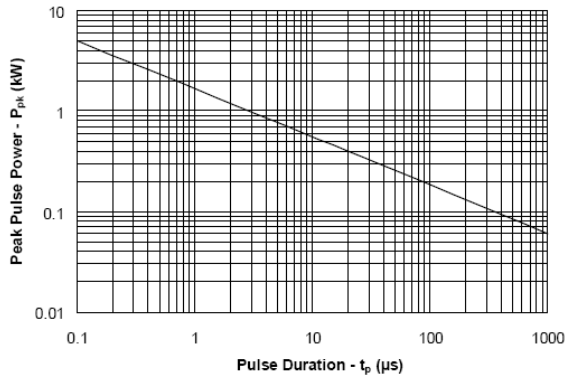
Symbol	Parameter	Value	Units
P_{PP}	Peak Pulse Power (8/20 μ s)	400	W
I_{PP}	Peak Pulse Current (8/20 μ s)	17	A
V_{ESD}	ESD per IEC 61000-4-2 (Air) ESD per IEC 61000-4-2 (Contact)	± 15 ± 8	kV
T_{OPT}	Operating Temperature	-55/+150	$^{\circ}$ C
T_{STG}	Storage Temperature	-55/+150	$^{\circ}$ C

ELECTRICAL CHARACTERISTICS (Tamb=25 $^{\circ}$ C)

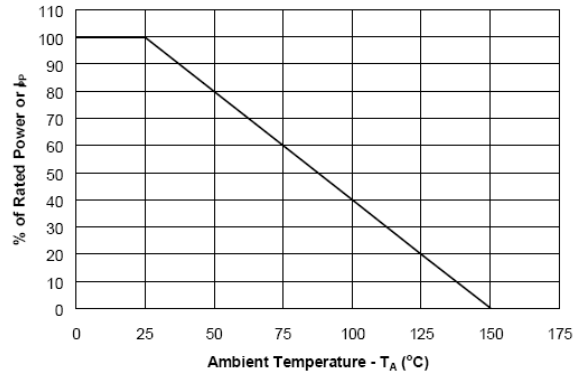
Symbol	Parameter	Test Condition	Pin 1 to 3 and Pin 2 to 3			Pin 3 to 1 and Pin 3 to 2			Units
			Min	Typ	Max	Min	Typ	Max	
V_{RWM}	Reverse Working Voltage	Pin 3 to 1 or Pin 2 to 1			12			7	V
V_{BR}	Reverse Breakdown Voltage	$I_T = 1\text{mA}$	13.3			7.5			V
I_R	Reverse Leakage Current	$V_R = V_{RWM}$			1			20	μ A
V_{C1}	Clamping Voltage 1	$I_{PP} = 5\text{A}$, $t_p = 8/20\mu\text{s}$			20			10	V
V_{C2}	Clamping Voltage 2	$I_{PP} = 17\text{A}$, $t_p = 8/20\mu\text{s}$			26			12	V
C_{J1}	Junction Capacitance 1	$V_R = 0\text{V}$, $f = 1\text{MHz}$			75			75	pF
C_{J2}	Junction Capacitance 2	$V_R = V_{RWM}$, $f = 1\text{MHz}$		45			45		pF

ELECTRICAL CHARACTERISTICS CURVE

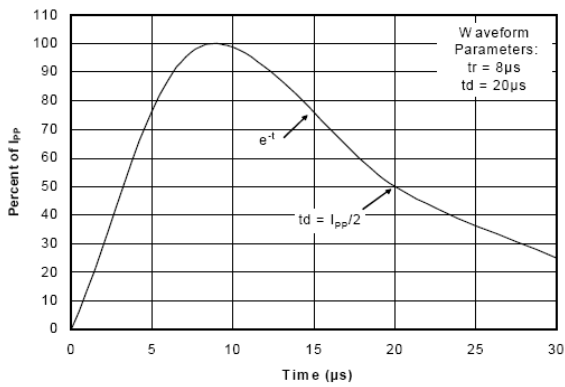
Non-Repetitive Peak Pulse Power vs. Pulse Time



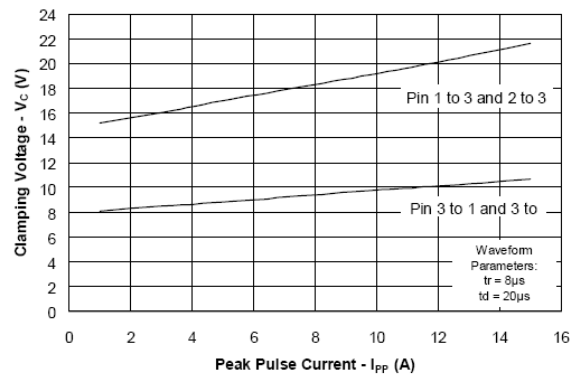
Power Derating Curve



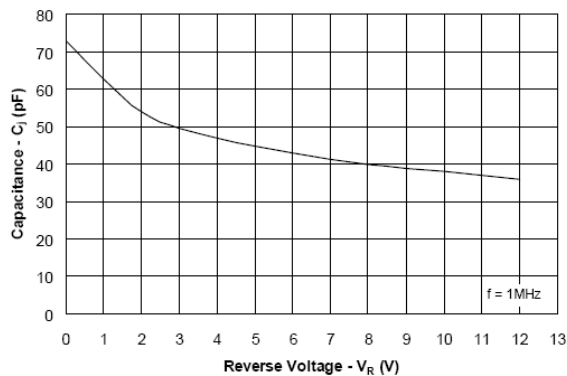
Pulse Waveform



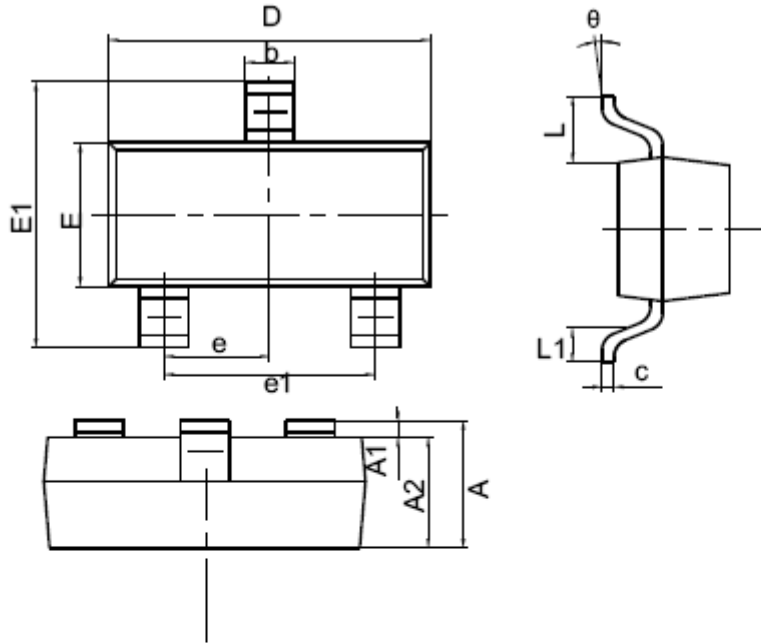
Clamping Voltage vs. Peak Pulse Current



Capacitance vs. Reverse Voltage



SOT-23 PACKAGE OUTLINE DIMENSIONS



symbol	Dimensions in Millimeters		Dimensions in Inches	
	Min.	Max.	Min.	Max.
A	0.900	1.150	0.035	0.045
A1	0.000	0.100	0.000	0.004
A2	0.900	1.050	0.035	0.041
b	0.300	0.500	0.012	0.020
c	0.080	0.150	0.003	0.006
D	2.800	3.000	0.110	0.118
E	1.200	1.400	0.047	0.055
E1	2.250	2.550	0.089	0.100
e	0.950REF.		0.037REF.	
e1	1.800	2.000	0.071	0.079
L	0.550REF		0.022REF	
L1	0.300	0.500	0.012	0.020
θ	0°	8°	0°	8°

X-ON Electronics

Largest Supplier of Electrical and Electronic Components

Click to view similar products for [ESD Suppressors / TVS Diodes](#) category:

Click to view products by [Yongyutai Electronics](#) manufacturer:

Other Similar products are found below :

[60KS200C](#) [D18V0L1B2LP-7B](#) [D5V0F4U5P5-7](#) [NTE4902](#) [P4KE27CA](#) [P6KE11CA](#) [P6KE39CA-TP](#) [P6KE8.2A](#) [JANTX1N6053A](#)
[SA110CA](#) [SA60CA](#) [SA64CA](#) [SMBJ12CATR](#) [SMBJ33CATR](#) [SMBJ8.0A](#) [ESD105-B1-02EL E6327](#) [ESD112-B1-02EL E6327](#)
[ESD119B1W01005E6327XTSA1](#) [ESD5V0L1B02VH6327XTSA1](#) [ESD7451N2T5G](#) [19180-510](#) [CPDT-5V0USP-HF](#) [3.0SMCJ33CA-F](#)
[3.0SMCJ36A-F](#) [HSPC16701B02TP](#) [JANTX1N6126A](#) [JANTX1N6462](#) [JANTX1N6465](#) [USB50805e3/TR7](#) [D3V3Q1B2DLP3-7](#)
[D55V0M1B2WS-7](#) [DRTR5V0U4SL-7](#) [SCM1293A-04SO](#) [ESD200-B1-CSP0201 E6327](#) [SM12-7](#) [SM1605E3/TR13](#) [SMLJ45CA-TP](#) [CEN955](#)
[W/DATA](#) [82350120560](#) [VESD12A1A-HD1-GS08](#) [CPDUR5V0R-HF](#) [CPDQC5V0U-HF](#) [CPDQC5V0USP-HF](#) [CPDQC5V0-HF](#) [D1213A-](#)
[01LP4-7B](#) [ESD101-B1-02EL E6327](#) [824500181](#) [MMAD1108/TR13](#) [5KP100A](#) [5KP15A](#)