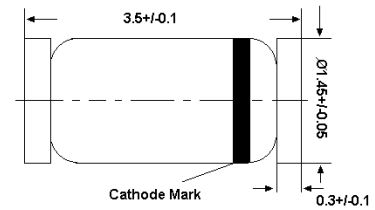


ZMM1V0 THRU ZMM75V

Silicon Epitaxial Planar Zener Diodes

in MiniMELF case especially for automatic insertion.
 The Zener voltages are graded according to the international E24 standard. Smaller voltage tolerances and higher Zener voltages are upon request.

LL-34



Glass case MiniMELF
 Dimensions in mm

Absolute Maximum Ratings ($T_a = 25^\circ\text{C}$)

Parameter	Symbol	Value	Unit
Power Dissipation	P_{tot}	500 ¹⁾	mW
Junction Temperature	T_j	175	$^\circ\text{C}$
Storage Temperature Range	T_{stg}	- 55 to + 175	$^\circ\text{C}$

¹⁾ Valid provided that electrodes are kept at ambient temperature

Characteristics at $T_a = 25^\circ\text{C}$

Parameter	Symbol	Max.	Unit
Thermal Resistance Junction to Ambient Air	R_{thA}	0.3 ¹⁾	K/mW
Forward Voltage at $I_F = 100$ mA	V_F	1	V

¹⁾ Valid provided that electrodes are kept at ambient temperature

ZMM1V0 THRU ZMM75V

Characteristics at $T_a = 25\text{ }^\circ\text{C}$

Type	Zener Voltage Range ¹⁾			Dynamic Resistance			Reverse Leakage Current			Temp. Coefficient of Zener Voltage
	V_{Znom}	V_{ZT}	at I_{ZT}	Z_{ZT}	Z_{ZK}	at I_{ZK}	$T_a = 25\text{ }^\circ\text{C}$	$T_a = 125\text{ }^\circ\text{C}$	at V_R	
	(V)	(V)	(mA)	Max. (Ω)	Max. (Ω)	(mA)	Max. (μA)	Max. (μA)	(V)	
ZMM1V0	0.75	0.7...0.8	5	8	50	1	-	-	-	-0.26...-0.23
ZMM2V0	2	1.8...2.15	5	85	600	1	100	200	1	-0.09...-0.06
ZMM2V2	2.2	2.08...2.33	5	85	600	1	75	160	1	-0.09...-0.06
ZMM2V4	2.4	2.28...2.56	5	85	600	1	50	100	1	-0.09...-0.06
ZMM2V7	2.7	2.5...2.9	5	85	600	1	10	50	1	-0.09...-0.06
ZMM3V0	3	2.8...3.2	5	85	600	1	4	40	1	-0.08...-0.05
ZMM3V3	3.3	3.1...3.5	5	85	600	1	2	40	1	-0.08...-0.05
ZMM3V6	3.6	3.4...3.8	5	85	600	1	2	40	1	-0.08...-0.05
ZMM3V9	3.9	3.7...4.1	5	85	600	1	2	40	1	-0.08...-0.05
ZMM4V3	4.3	4...4.6	5	75	600	1	1	20	1	-0.06...-0.03
ZMM4V7	4.7	4.4...5	5	60	600	1	0.5	10	1	-0.05...+0.02
ZMM5V1	5.1	4.8...5.4	5	35	550	1	0.1	2	1	-0.02...+0.02
ZMM5V6	5.6	5.2...6	5	25	450	1	0.1	2	1	-0.05...+0.05
ZMM6V2	6.2	5.8...6.6	5	10	200	1	0.1	2	2	0.03...0.06
ZMM6V8	6.8	6.4...7.2	5	8	150	1	0.1	2	3	0.03...0.07
ZMM7V5	7.5	7...7.9	5	7	50	1	0.1	2	5	0.03...0.07
ZMM8V2	8.2	7.7...8.7	5	7	50	1	0.1	2	6.2	0.03...0.08
ZMM9V1	9.1	8.5...9.6	5	10	50	1	0.1	2	6.8	0.03...0.09
ZMM10V	10	9.4...10.6	5	15	70	1	0.1	2	7.5	0.03...0.1
ZMM11V	11	10.4...11.6	5	20	70	1	0.1	2	8.2	0.03...0.11
ZMM12V	12	11.4...12.7	5	20	90	1	0.1	2	9.1	0.03...0.11
ZMM13V	13	12.4...14.1	5	26	110	1	0.1	2	10	0.03...0.11
ZMM15V	15	13.8...15.6	5	30	110	1	0.1	2	11	0.03...0.11
ZMM16V	16	15.3...17.1	5	40	170	1	0.1	2	12	0.03...0.11
ZMM18V	18	16.8...19.1	5	50	170	1	0.1	2	13	0.03...0.11
ZMM20V	20	18.8...21.2	5	55	220	1	0.1	2	15	0.03...0.11
ZMM22V	22	20.8...23.3	5	55	220	1	0.1	2	16	0.04...0.12
ZMM24V	24	22.8...25.6	5	80	220	1	0.1	2	18	0.04...0.12
ZMM27V	27	25.1...28.9	5	80	220	1	0.1	2	20	0.04...0.12
ZMM30V	30	28...32	5	80	220	1	0.1	2	22	0.04...0.12
ZMM33V	33	31...35	5	80	220	1	0.1	2	24	0.04...0.12
ZMM36V	36	34...38	5	80	220	1	0.1	2	27	0.04...0.12
ZMM39V	39	37...41	2.5	90	500	0.5	0.1	5	30	0.04...0.12
ZMM43V	43	40...46	2.5	90	500	0.5	0.1	5	33	0.04...0.12
ZMM47V	47	44...50	2.5	110	600	0.5	0.1	5	36	0.04...0.12
ZMM51V	51	48...54	2.5	125	700	0.5	0.1	10	39	0.04...0.12
ZMM56V	56	52...60	2.5	135	700	0.5	0.1	10	43	0.04...0.12
ZMM62V	62	58...66	2.5	150	1000	0.5	0.1	10	47	0.04...0.12
ZMM68V	68	64...72	2.5	200	1000	0.5	0.1	10	51	0.04...0.12
ZMM75V	75	70...79	2.5	250	1000	0.5	0.1	10	56	0.04...0.12

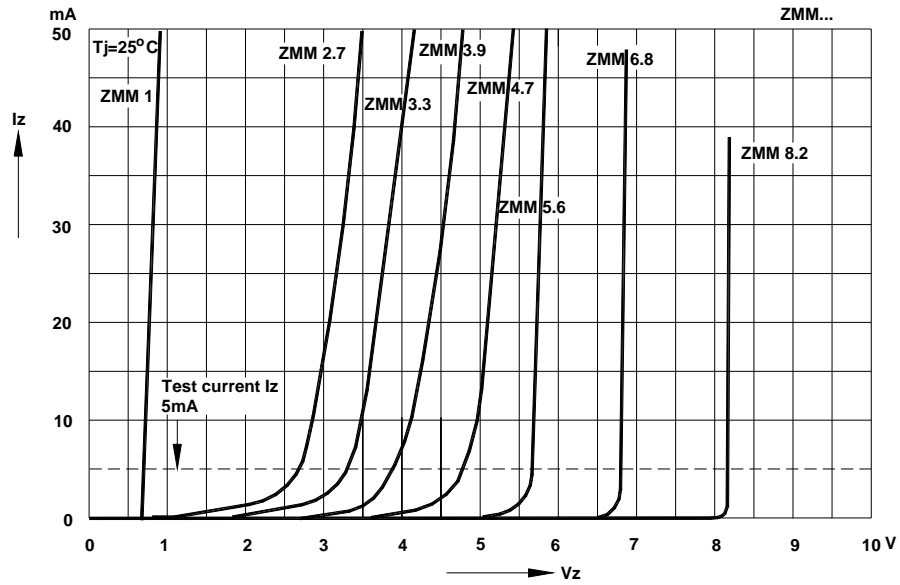
¹⁾ Tested with pulses $t_p = 20\text{ ms}$.

²⁾ The ZMM1 is a silicon diode with operation in forward direction. Hence, the index of all parameters should be "F" instead of "Z". Connect the cathode electrode to the negative pole.

ZMM1V0 THRU ZMM75V

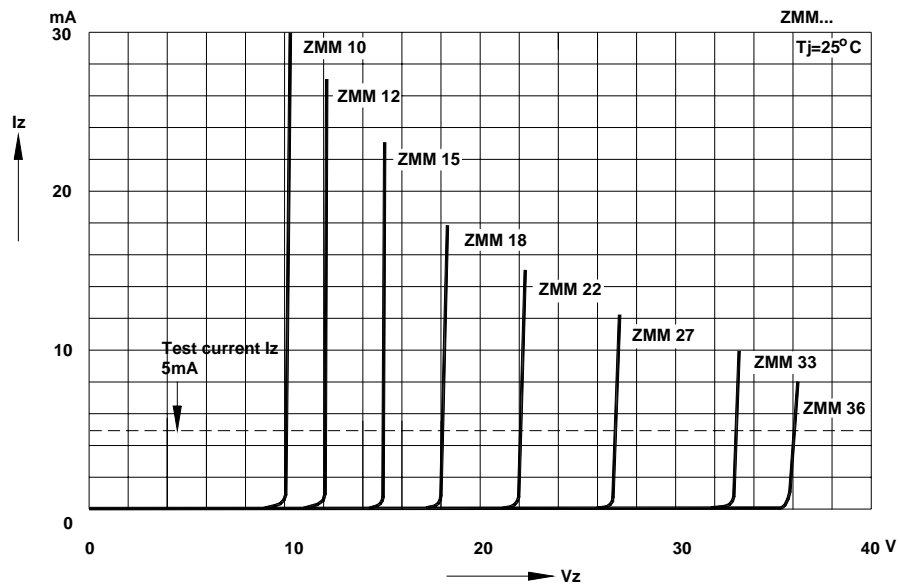
Breakdown characteristics

$T_j = \text{constant (pulsed)}$

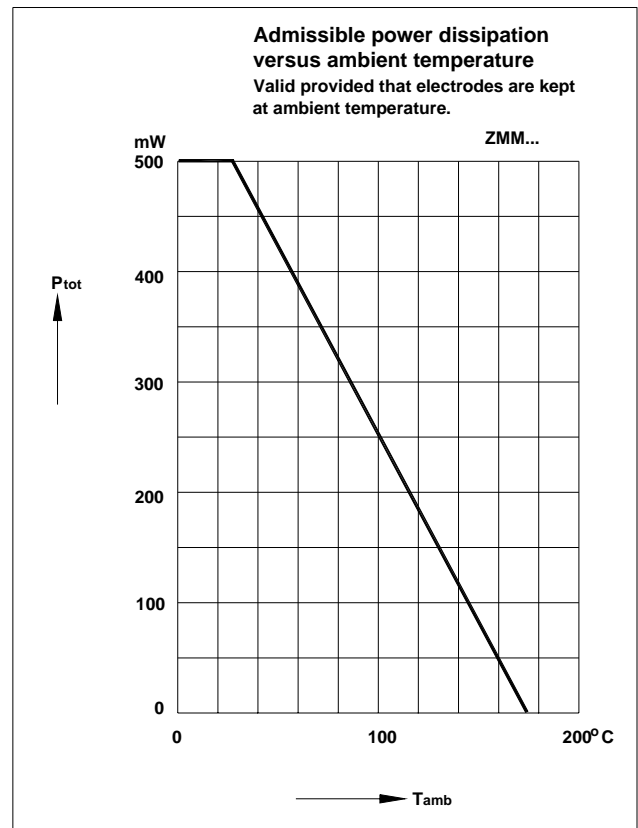
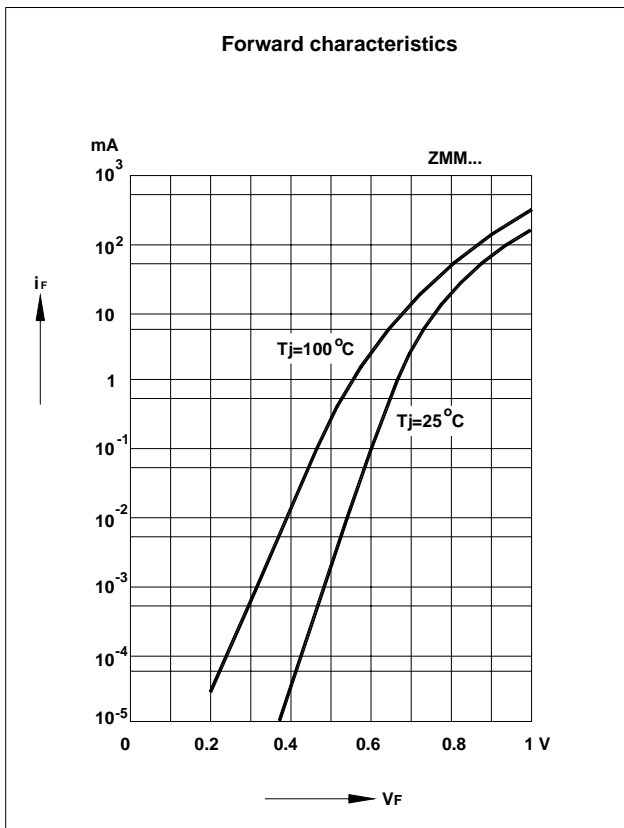
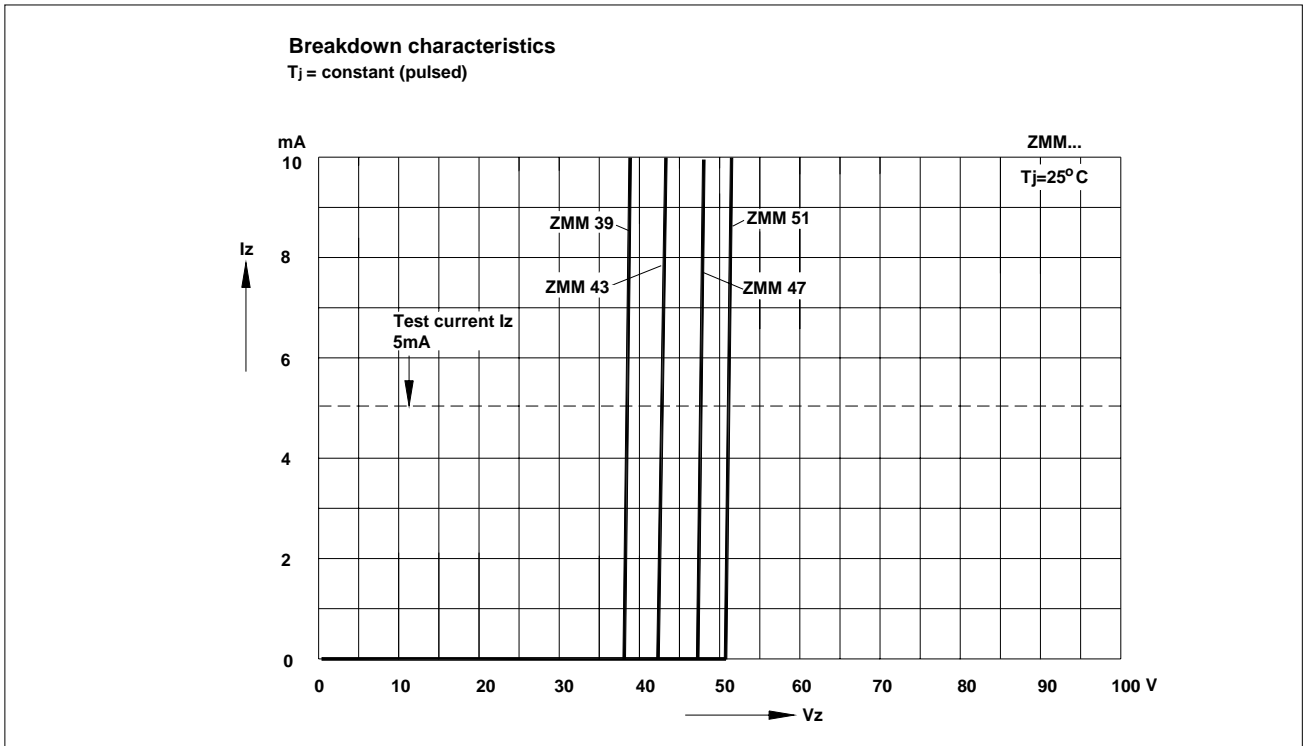


Breakdown characteristics

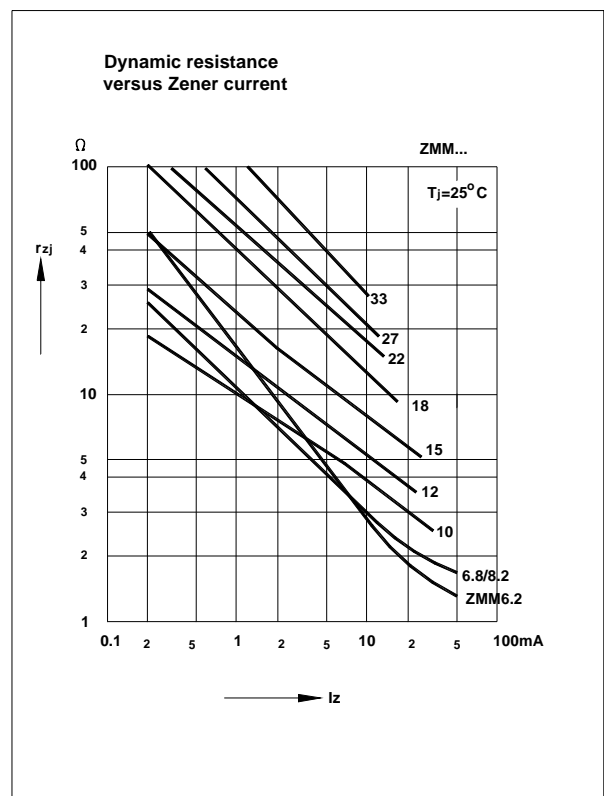
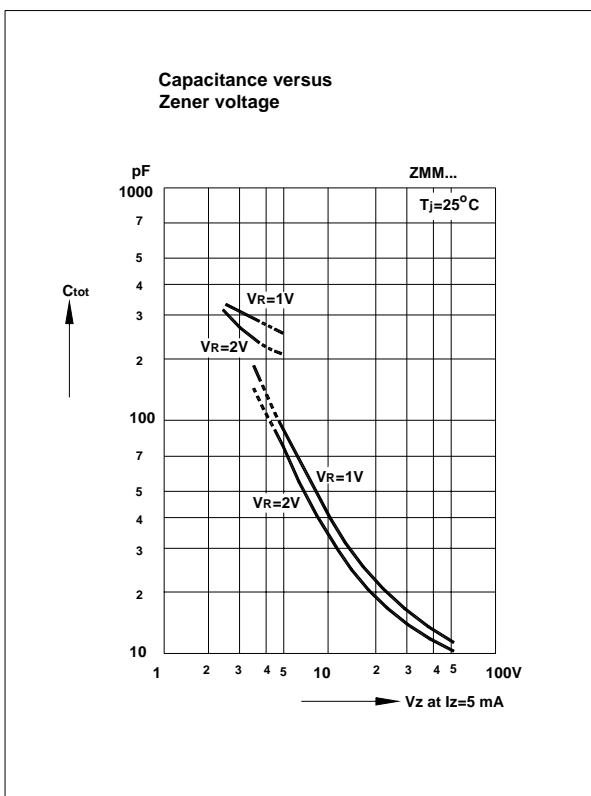
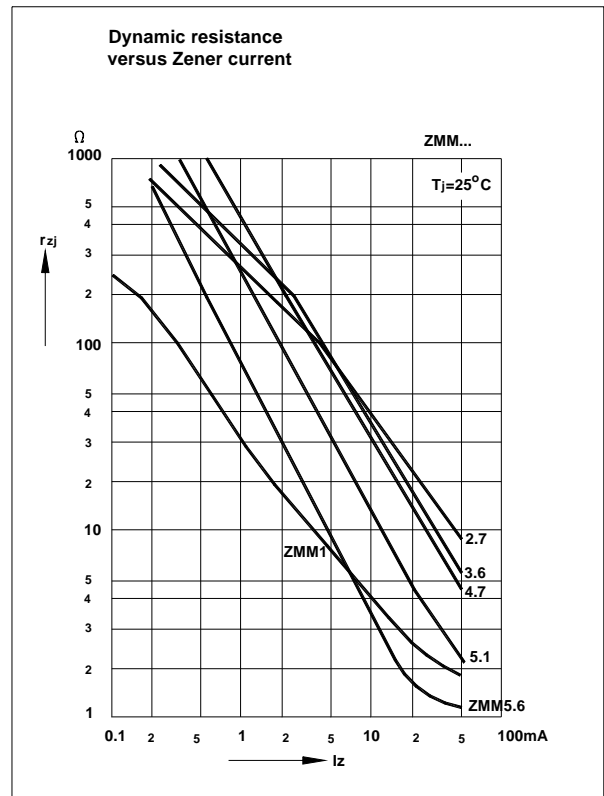
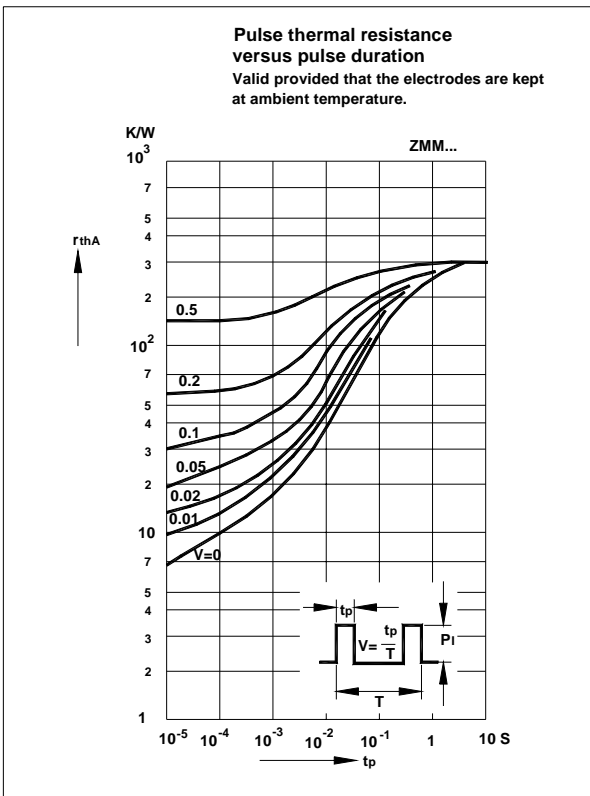
$T_j = \text{constant (pulsed)}$



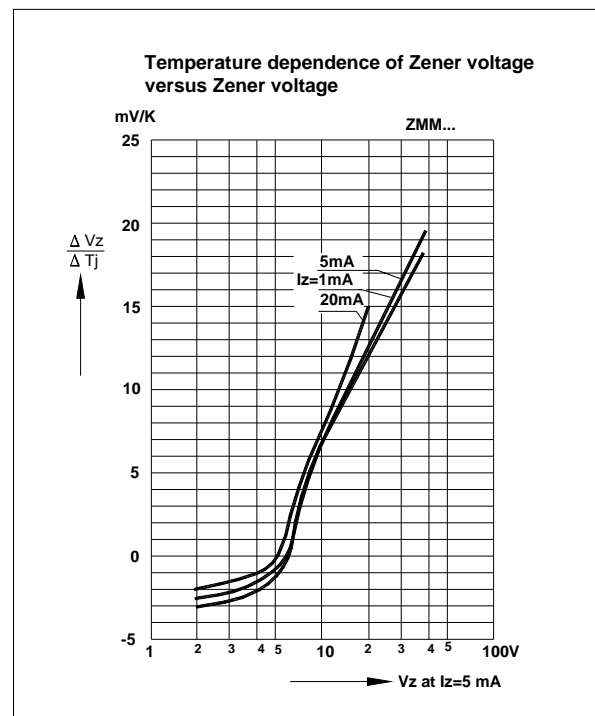
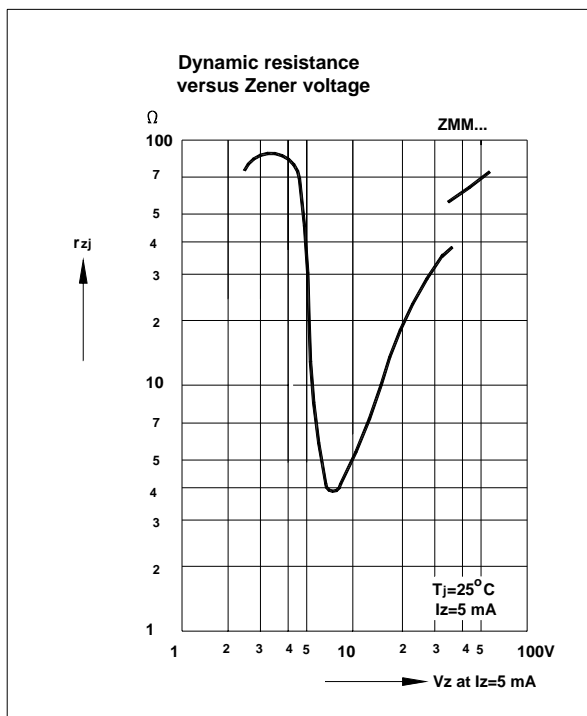
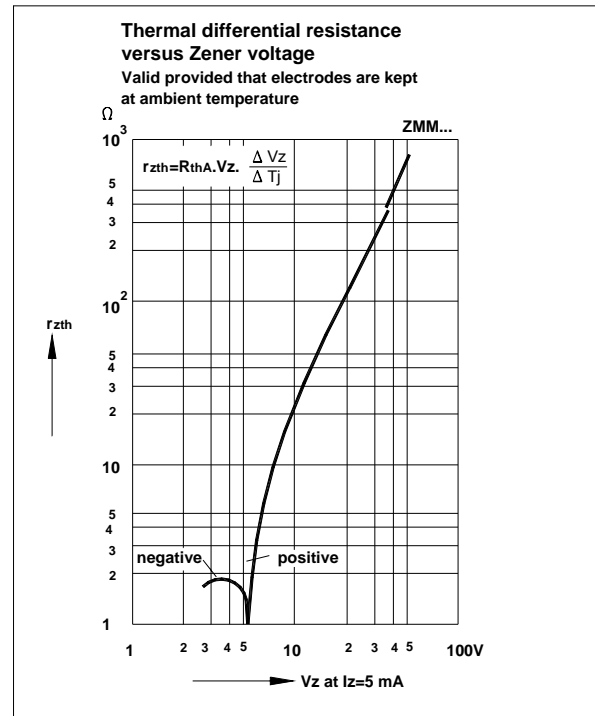
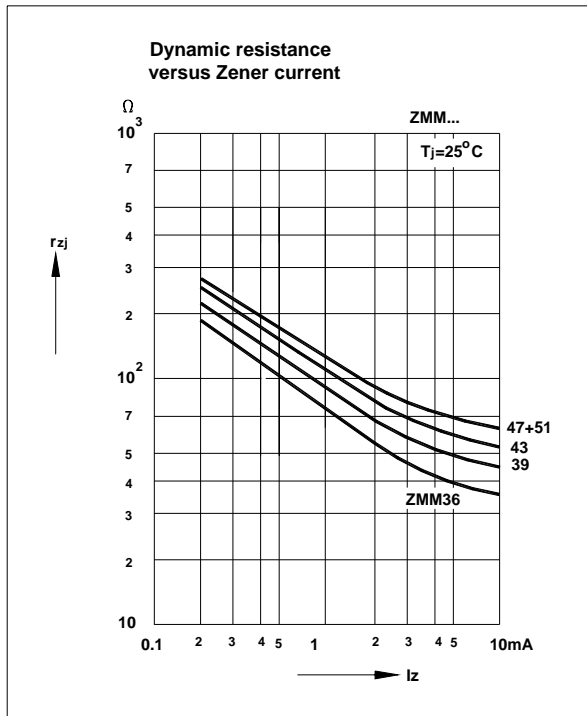
ZMM1V0 THRU ZMM75V



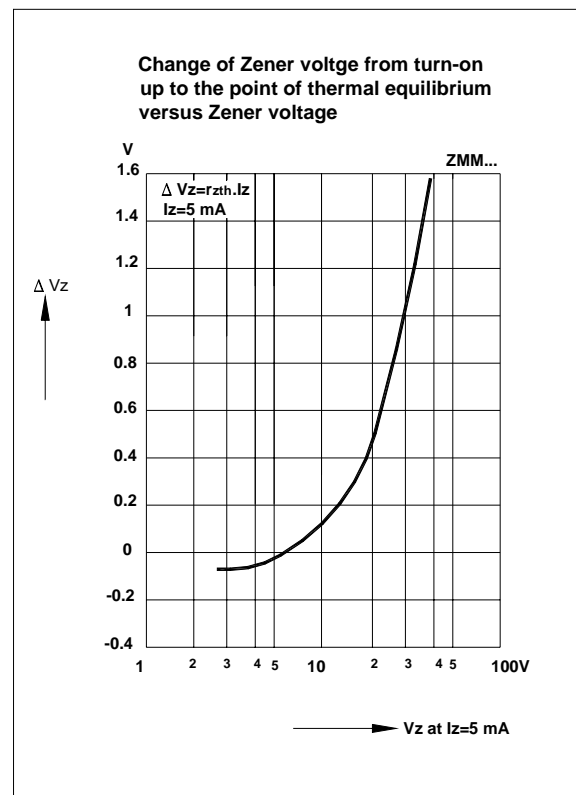
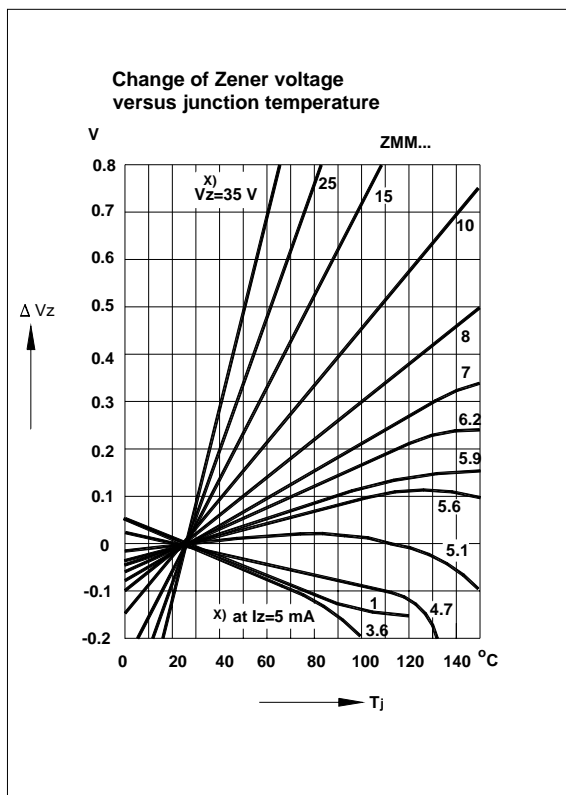
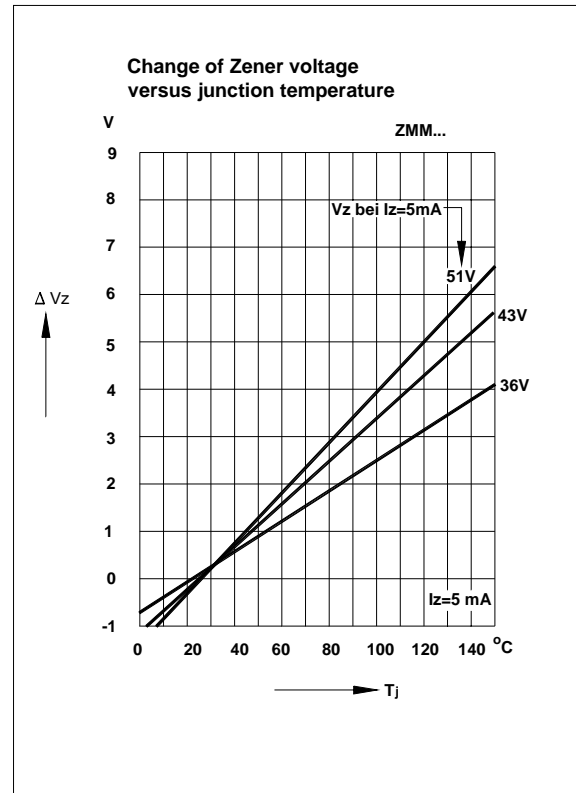
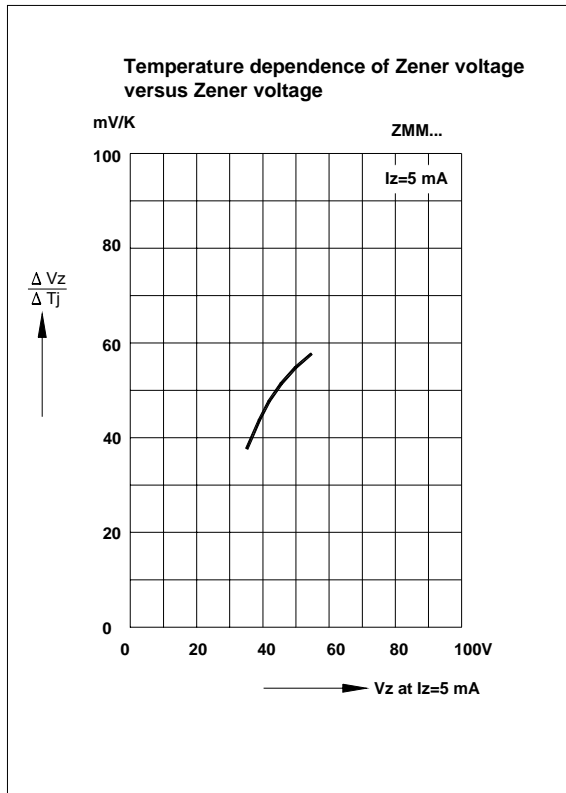
ZMM1V0 THRU ZMM75V



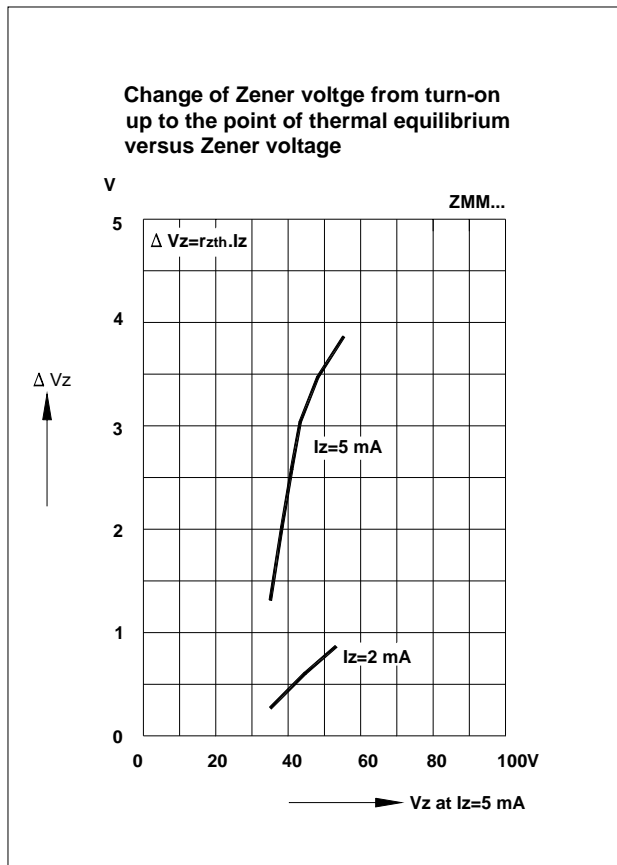
ZMM1V0 THRU ZMM75V



ZMM1V0 THRU ZMM75V



ZMM1V0 THRU ZMM75V



X-ON Electronics

Largest Supplier of Electrical and Electronic Components

Click to view similar products for [Zener Diodes](#) category:

Click to view products by [Yongyutai Electronics](#) manufacturer:

Other Similar products are found below :

[RKZ13B2KG#P1](#) [DL5234B](#) [EDZTE6113B](#) [1N4682](#) [1N4693](#) [1N4732A](#) [1N4736A](#) [1N4750A](#) [1N4759ARL](#) [1N5241B](#) [1N5365B](#) [1N5369B](#)
[1N747A](#) [1N964B](#) [1N966B](#) [1N968B](#) [1N972B](#) [JANS1N4974US](#) [JANTX1N5907](#) [1N4692](#) [1N4700](#) [1N4702](#) [1N4704](#) [1N4711](#) [1N4714](#)
[1N4745ARL](#) [1N4752ARL](#) [1N4760ARL](#) [1N5221B](#) [1N5242BTR](#) [1N5350B](#) [1N5352B](#) [1N961BRR1](#) [1N964BRL](#) [RKZ5.1BKU#P6](#)
[3SMAJ5946B-TP](#) [3SMAJ5950B-TP](#) [3SMBJ5925B-TP](#) [MMSZ5230BQ-13-F](#) [MMSZ5232BQ-13-F](#) [BZX84C7V5](#) [3SMAJ5945B-TP](#)
[3SMAJ5947B-TP](#) [3SMBJ5941B-TP](#) [DL4732A-T3](#) [DZ2S240M0L](#) [SMAZ27-TP](#) [ZMM5224B-7](#) [RD16UM-T1-A](#) [RD39S-T1-A](#)