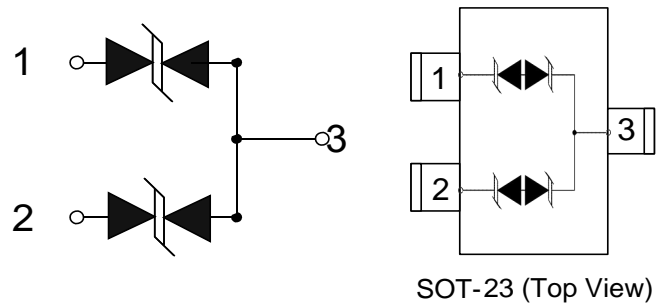


Features

- 250 watts peak pulse power ($t_p=8/20\mu s$)
- ESD Protection > 40 kilovolts
- Protects one bidirectional line or two unidirectional lines
- Working Voltages: 5V, 12V, 15V, 24V and 36V
- Low clamping voltages
- IEC 61000-4-2 (ESD) $\pm 15kV$ (air), $\pm 8kV$ (contact)
- IEC 61000 4 4 (EFT) 40A (5/50ns)



Mechanical Characteristics

- JEDEC SOT23 package

Applications

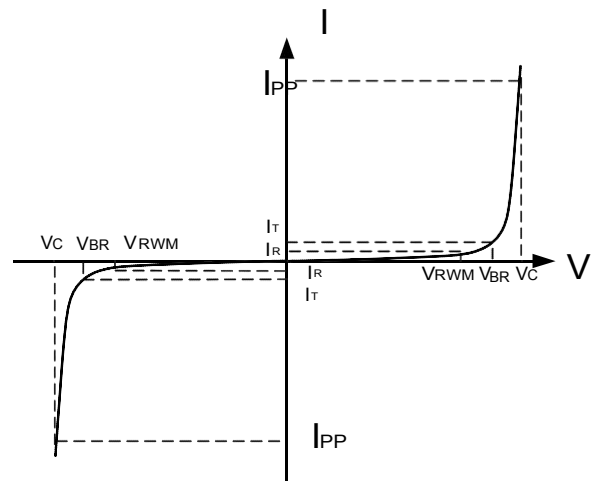
- Cellular Handsets and Accessories
- Control & Monitoring Systems
- Portable Electronics
- Set-Top Box
- Servers, Notebook, and Desktop PC
- Wireless Bus Protection

Absolute Maximum Rating

Rating	Symbol	Value	Units
Peak Pulse Power ($t_p=8/20\mu s$)	P_{PP}	250	Watts
Lead Soldering Temperature	T_L	260(10sec)	$^{\circ}C$
Operating Temperature	T_J	-55 to + 125	$^{\circ}C$
Storage Temperature	T_{STG}	-55 to +150	$^{\circ}C$

Electrical Parameters (T=25°C)

Symbol	Parameter
I_{PP}	Maximum Reverse Peak Pulse Current
V_C	Clamping Voltage @ I_{PP}
V_{RWM}	Working Peak Reverse Voltage
I_R	Maximum Reverse Leakage Current @ V_{RWM}
V_{BR}	Breakdown Voltage @ I_T
I_T	Test Current
I_F	Forward Current
V_F	Forward Voltage @ I_F



Electrical Characteristics(T=25°C)

BST23C052V

Parameter	Symbol	Conditions	Minimum	Typical	Maximum	Units
Reverse Stand-Off Voltage	V_{RWM}				5	V
Reverse Breakdown Voltage	V_{BR}	$I_T=1mA$	6			V
Reverse Leakage Current	I_R	$V_{RWM}=5V, T=25°C$			1	μA
Peak Pulse Current	I_{PP}	$t_p=8/20\mu s$			17	A
Clamping Voltage	V_C	$I_{PP}=1A, t_p=8/20\mu s$			9.8	V
Maximum Clamping Voltage	V_C	$I_{PP}=18A, t_p=8/20\mu s$			16.7	V
Junction Capacitance	C_j	Pin 2 to 3 $V_R=0V, f=1MHz$		100		pF
Junction Capacitance	C_j	Pin 1 to 3 and Pin 2 to 3 $V_R=0V, f=1MHz$		100		pF

BST23C122V

Parameter	Symbol	Conditions	Minimum	Typical	Maximum	Units
Reverse Stand-Off Voltage	V_{RWM}				12	V
Reverse Breakdown Voltage	V_{BR}	$I_T=1mA$	13.3			V
Reverse Leakage Current	I_R	$V_{RWM}=12V, T=25^{\circ}C$			1	μA
Peak Pulse Current	I_{PP}	$t_p=8/20\mu s$			12	A
Clamping Voltage	V_C	$I_{PP}=1A, t_p=8/20\mu s$			19	V
Maximum Clamping Voltage	V_C	$I_{PP}=12A, t_p=8/20\mu s$			25	V
Junction Capacitance	C_j	Pin 1 to 2 $V_R = 0V, f = 1MHz$		30		pF
Junction Capacitance	C_j	Pin 1 to 3 and Pin 2 to 3 $V_R = 0V, f = 1MHz$		50		pF

BST23C152V

Parameter	Symbol	Conditions	Minimum	Typical	Maximum	Units
Reverse Stand-Off Voltage	V_{RWM}				15	V
Reverse Breakdown Voltage	V_{BR}	$I_T=1mA$	16.7			V
Reverse Leakage Current	I_R	$V_{RWM}=15V, T=25^{\circ}C$			1	μA
Peak Pulse Current	I_{PP}	$t_p=8/20\mu s$			10	A
Clamping Voltage	V_C	$I_{PP}=1A, t_p=8/20\mu s$			24	V
Maximum Clamping Voltage	V_C	$I_{PP}=10A, t_p=8/20\mu s$			30	V
Junction Capacitance	C_j	Pin 1 to 2 $V_R = 0V, f = 1MHz$		25		pF
Junction Capacitance	C_j	Pin 1 to 3 and Pin 2 to 3 $V_R = 0V, f = 1MHz$		40		pF

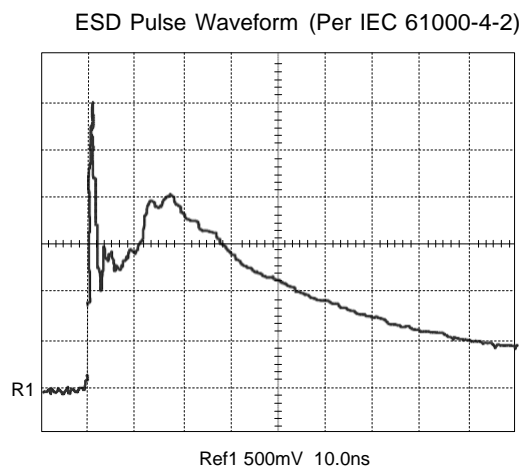
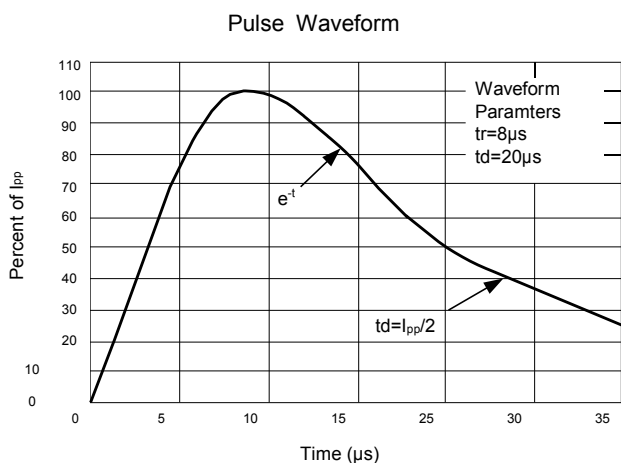
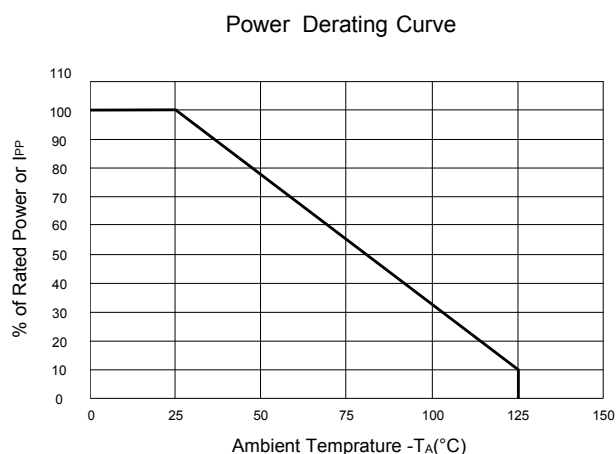
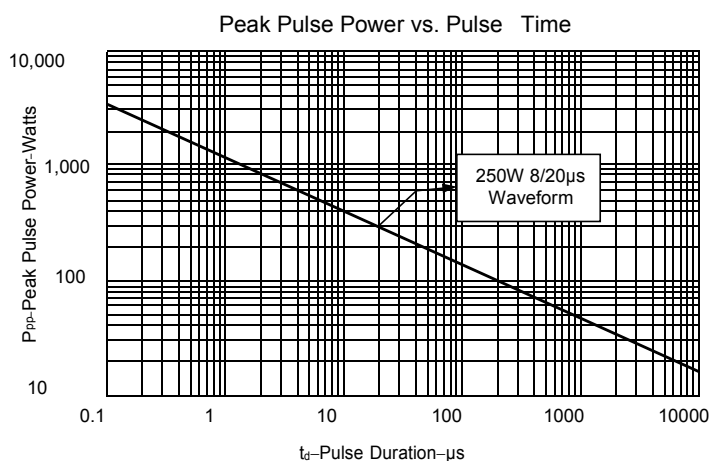
BST23C242V

Parameter	Symbol	Conditions	Minimum	Typical	Maximum	Units
Reverse Stand-Off Voltage	V_{RWM}				24	V
Reverse Breakdown Voltage	V_{BR}	$I_T=1mA$	26.7			V
Reverse Leakage Current	I_R	$V_{RWM}=24V, T=25^{\circ}C$			1	μA
Peak Pulse Current	I_{PP}	$t_p=8/20\mu s$			5	A
Clamping Voltage	V_C	$I_{PP}=1A, t_p=8/20\mu s$			43	V
Maximum Clamping Voltage	V_C	$I_{PP}=5A, t_p=8/20\mu s$			60	V
Junction Capacitance	C_j	Pin 1 to 2 $V_R = 0V, f = 1MHz$		20		pF
Junction Capacitance	C_j	Pin 1 to 3 and Pin 2 to 3 $V_R = 0V, f = 1MHz$		30		pF

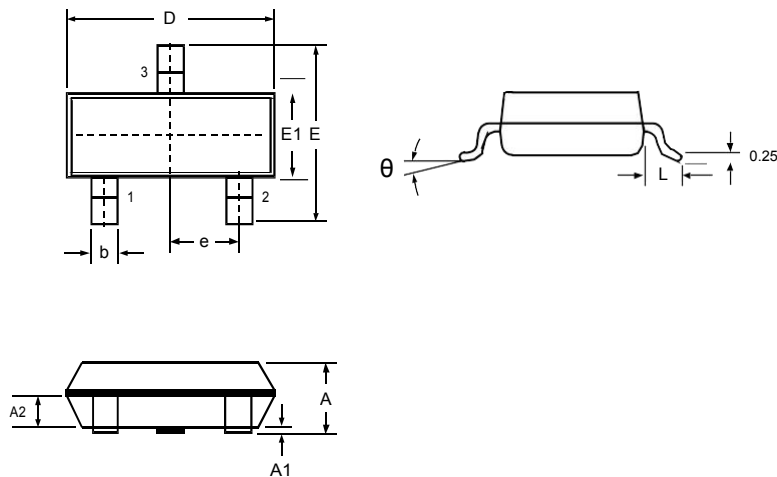
BST23C362V

Parameter	Symbol	Conditions	Minimum	Typical	Maximum	Units
Reverse Stand-Off Voltage	V_{RWM}				36	V
Reverse Breakdown Voltage	V_{BR}	$I_T=1mA$	40			V
Reverse Leakage Current	I_R	$V_{RWM}=36V, T=25^{\circ}C$			1	μA
Peak Pulse Current	I_{PP}	$t_p=8/20\mu s$			4	A
Clamping Voltage	V_C	$I_{PP}=1A, t_p=8/20\mu s$			60	V
Maximum Clamping Voltage	V_C	$I_{PP}=4A, t_p=8/20\mu s$			75	V
Junction Capacitance	C_j	Pin 1 to 2 $V_R=0V, f=1MHz$		20		pF
Junction Capacitance	C_j	Pin 1 to 3 and Pin 2 to 3 $V_R=0V, f=1MHz$		26		pF

Typical Characteristics

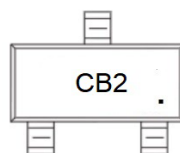


Outline Drawing – SOT-23



DIMENSIONS				
SYMBOL	MILLIMETER		INCHES	
	MIN	MAX	MIN	MAX
A	0.900	1.150	0.035	0.045
A1	0.000	0.100	0.000	0.004
A2	0.900	1.050	0.035	0.041
D	2.800	3.000	0.110	0.118
b	0.300	0.500	0.012	0.020
E	2.250	2.550	0.089	0.100
E1	1.200	1.400	0.047	0.055
e	0.950 BSC		0.037 BSC	
L	0.500	0.675	0.020	0.027
θ	0	8°	0	8°

Marking



Ordering information

Order code	Package	Baseqty	Deliverymode
UMW BST23C242V	SOT-23	3000	Tape and reel
UMW BST23C052V	SOT-23	3000	Tape and reel
UMW BST23C122V	SOT-23	3000	Tape and reel
UMW BST23C242V	SOT-23	3000	Tape and reel
UMW BST23C362V	SOT-23	3000	Tape and reel

X-ON Electronics

Largest Supplier of Electrical and Electronic Components

Click to view similar products for [ESD Suppressors / TVS Diodes](#) category:

Click to view products by [Youtai](#) manufacturer:

Other Similar products are found below :

[60KS200C](#) [D18V0L1B2LP-7B](#) [D5V0F4U5P5-7](#) [NTE4902](#) [P4KE27CA](#) [P6KE11CA](#) [P6KE8.2A](#) [SA60CA](#) [SA64CA](#) [SMBJ12CATR](#)
[SMBJ33CATR](#) [SMBJ6.5A](#) [SMBJ8.0A](#) [ESD101-B1-02ELS](#) [E6327](#) [ESD112-B1-02EL](#) [E6327](#) [ESD7451N2T5G](#) [19180-510](#) [CPDT-5V0USP-](#)
[HF](#) [3.0SMCJ33CA-F](#) [3.0SMCJ36A-F](#) [HSPC16701B02TP](#) [JANTX1N6126A](#) [D3V3Q1B2DLP3-7](#) [D55V0M1B2WS-7](#) [SCM1293A-04SO](#)
[ESD200-B1-CSP0201](#) [E6327](#) [SM12-7](#) [CEN955](#) [W/DATA](#) [VESD12A1A-HD1-GS08](#) [CPDQC5V0-HF](#) [D1213A-01LP4-7B](#) [ESD101-B1-02EL](#)
[E6327](#) [AOZ8808DI-03](#) [5KP15A](#) [5KP48A](#) [5KP90A](#) [ESD3V3D7-TP](#) [15KPA36A-LF](#) [P4KE56CA](#) [P4KE68A](#) [P4KE91CATR](#) [P6KE120A](#)
[P6KE13CA](#) [P6KE43CA](#) [P6KE6.8CA](#) [P6KE8.2](#) [P6SMBJ20CA](#) [JANTX1N6072A](#) [SR2835ESKG](#) [SA90CA](#)