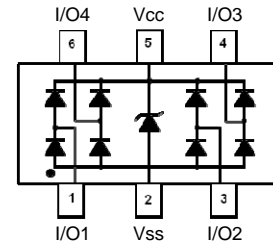


Features

- Low Clamping Voltage, I/O to V_{SS}
- Typical 9V at 10A 100ns, TLP
- Typical 7.7V at 6A 8 μ s/20 μ s
- IEC 61000-4-2 (ESD): Air – +27/-19kV, Contact – \pm 16kV
- IEC 61000-4-4 (EFT): Level-4
- IEC 61000-4-5 (Lightning): \pm 6A
- 4 Channels of ESD protection
- Low Channel Input Capacitance of 0.65pF Typical
- TLP Dynamic Resistance: 0.25 Ω
- Typically Used for High Speed Ports such as USB 2.0, IEEE1394, HDMI, Laptop and Personal Computers, Flat Panel Displays, Video Graphics Displays, SIM Ports



Device Schematic

Mechanical Data

- Case Material: Molded Plastic, “Green” Molding Compound.
- Terminals: Matte Tin Finish annealed over Copper leadframe
- Weight: 0.016 grams (approximate)

Maximum Ratings (@T_A = +25°C, unless otherwise specified.)

Characteristic	Symbol	Value	Unit	Conditions
Peak Pulse Current, per IEC 61000-4-5	I _{PP_I/O}	±6	A	I/O to V _{SS} , 8/20 μs
Peak Pulse Power, per IEC 61000-4-5	P _{PP_I/O}	55	W	I/O to V _{SS} , 8/20 μs
Operating Voltage (DC)	V _{DC}	5.5	V	I/O to V _{SS}
ESD Protection – Contact Discharge, per IEC 61000-4-2	V _{ESD_I/O}	±16	kV	I/O to V _{SS}
ESD Protection – Air Discharge, per IEC 61000-4-2	V _{ESD_I/O}	+27/-19	kV	I/O to V _{SS}
Operating Temperature	T _{OP}	-55 to +85	°C	—
Storage Temperature	T _{STG}	-55 to +150	°C	—

Thermal Characteristics

Characteristic	Symbol	Value	Unit
Power Dissipation Typical (Note 5)	P _D	300	mW
Thermal Resistance, Junction to Ambient Typical (Note 5)	R _{θJA}	417	°C/W

Electrical Characteristics (@T_A = +25°C, unless otherwise specified.)

Characteristic	Symbol	Min	Typ	Max	Unit	Test Conditions
Reverse Working Voltage	V _{RWM}			5.0	V	V _{CC} to V _{SS}
Reverse Current (Note 6)	I _{R(VCC to VSS)}			1.0	μA	V _R = V _{RWM} = 5V, V _{CC} to V _{SS}
Reverse Current (Note 6)	I _{R(I/O to VSS)}			0.5	μA	V _R = V _{RWM} = 5V, any I/O to V _{SS}
Reverse Breakdown Voltage	V _{BR}	6.2			V	I _R = 1mA, V _{CC} to V _{SS}
Forward Clamping Voltage	V _F	-1.0	-0.8		V	I _F = -15mA, V _{CC} to V _{SS}
Reverse Clamping Voltage(Note 7)	V _{C_VCC}		6.3		V	I _{PP} = 9A, V _{CC} to V _{SS} , 8/20 μs
	V _{C_I/O}		7.7	9	V	I _{PP} = 6A, I/O to V _{SS} , 8/20 μs
ESD Clamping Voltage	V _{ESD_VCC}		6.8		V	TLP, 10A, tp = 100 ns, V _{CC} to V _{SS} , per Fig. 8
	V _{ESD_I/O}		9		V	TLP, 10A, tp = 100 ns, I/O to V _{SS} , per Fig. 8
Dynamic Resistance	R _{DIF_VCC}		0.1		Ω	TLP, 10A, tp = 100 ns, V _{CC} to V _{SS}
	R _{DIF_I/O}		0.25		Ω	TLP, 10A, tp = 100 ns, I/O to V _{SS}
Channel Input Capacitance	C _{I/O to VSS}		0.65	0.8	pF	V _R = 2.5V, V _{CC} = 5V, f = 1MHz
Variation of Channel Input Capacitance	ΔC _{I/O}		0.02		pF	V _{CC} = 5V, V _{SS} = 0V, I/O = 2.5V, f = 1MHz, T = +25°C, I/O _x to V _{SS} – I/O _y to V _{SS}

- Notes:
1. Device mounted on Polyimide PCB pad layout.
 2. Short duration pulse test used to minimize self-heating effect.
 3. Clamping voltage value is based on an 8x20μs peak pulse current (I_{pp}) waveform.

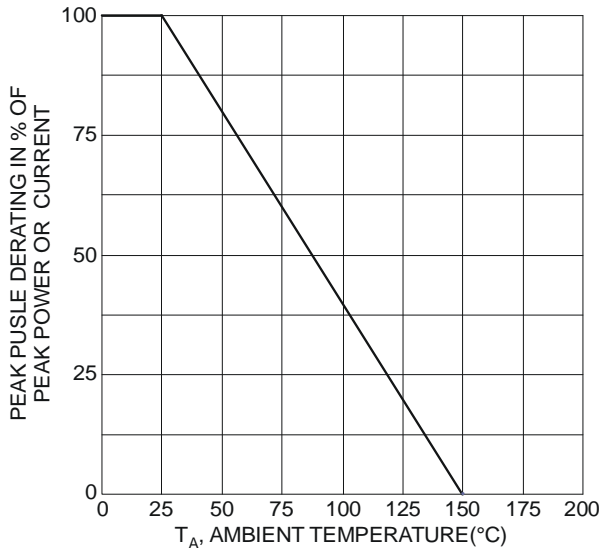


Figure 1 Pulse Derating Curve

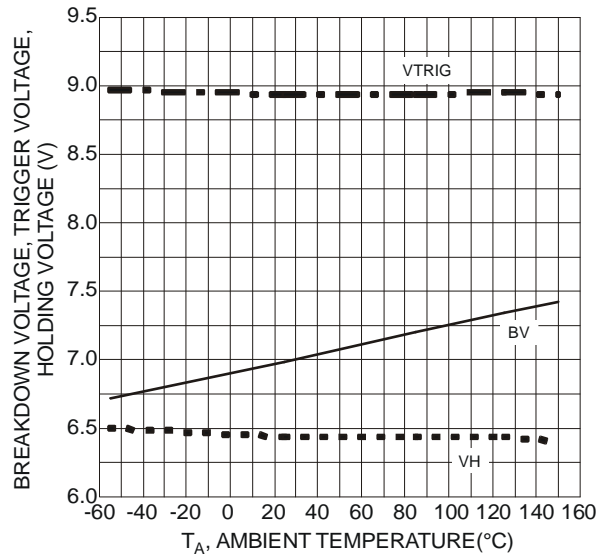


Figure 2 Breakdown Voltage, Trigger Voltage, Holding Voltage vs. Ambient Temperature

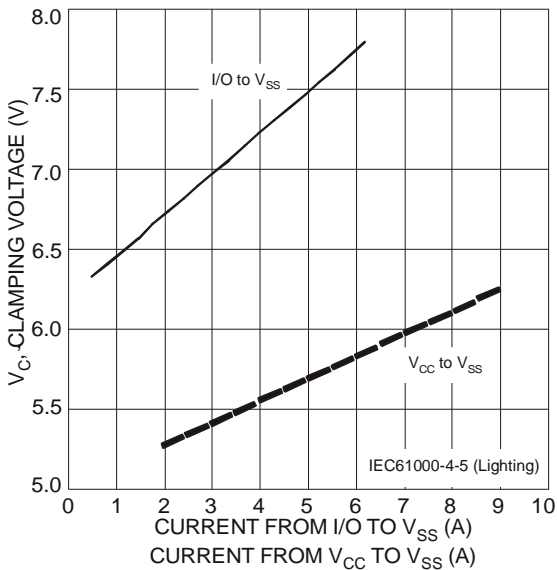


Figure 3 Clamping Voltage Characteristics

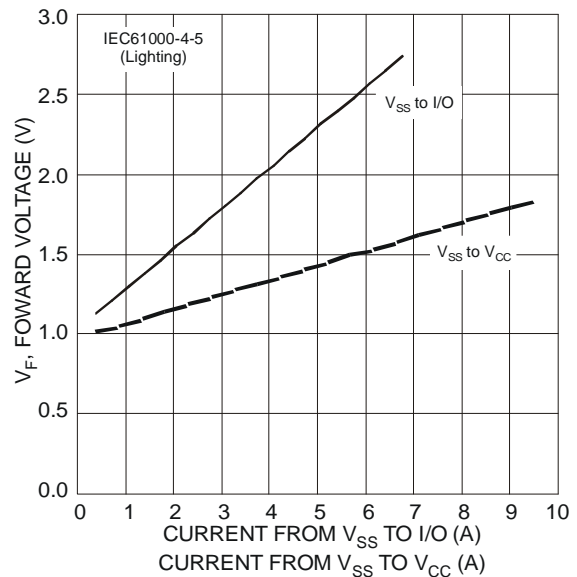


Figure 4 Forward Voltage Characteristics

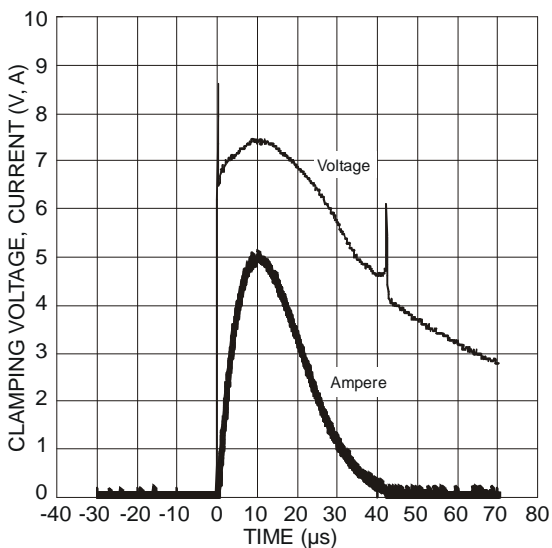


Figure 5 Waveform of Clamping Voltage, Current vs. Time (8/20µs, I/O to VSS)

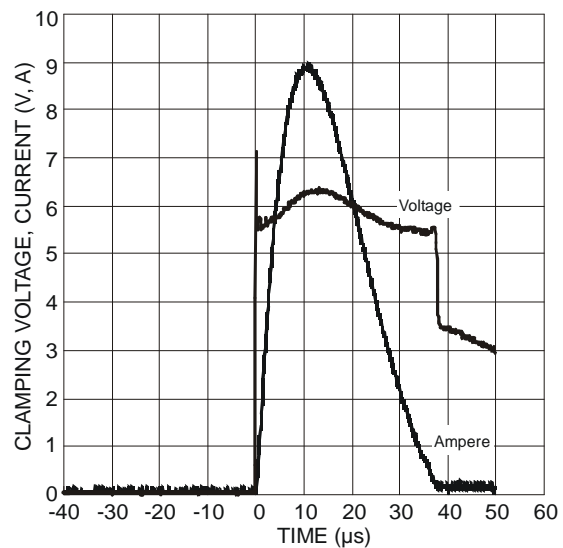


Figure 6 Waveform of Clamping Voltage, Current vs. Time (8/20µs, VCC to VSS)

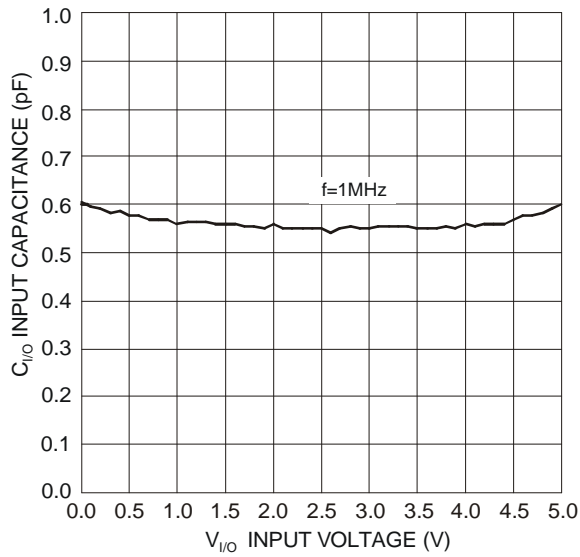


Figure 7 Input Capacitance vs. Input Voltage

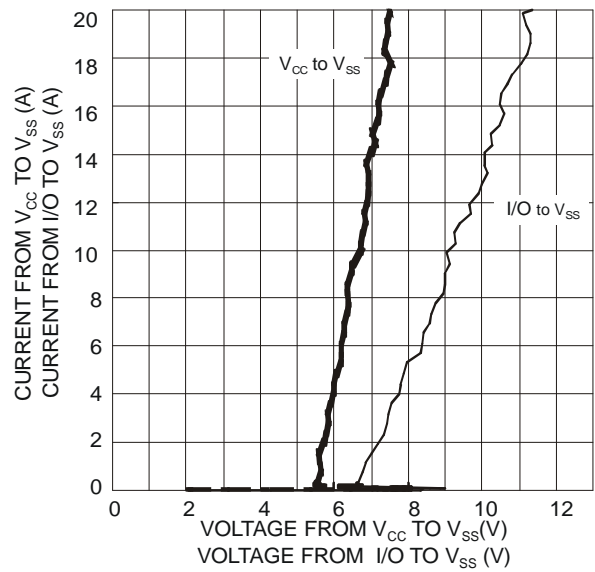


Figure 8. Current vs. Voltage

SOT23-6

Marking

Ordering information

Order code	Package	Base qty	Delivery mode
UMW DT1042-04SO-7	SOT23-6	3000	Tape and reel

X-ON Electronics

Largest Supplier of Electrical and Electronic Components

Click to view similar products for [ESD Suppressors / TVS Diodes](#) category:

Click to view products by [Youtai](#) manufacturer:

Other Similar products are found below :

[60KS200C](#) [D18V0L1B2LP-7B](#) [D5V0F4U5P5-7](#) [NTE4902](#) [P4KE27CA](#) [P6KE11CA](#) [P6KE8.2A](#) [SA60CA](#) [SA64CA](#) [SMBJ12CATR](#)
[SMBJ33CATR](#) [SMBJ6.5A](#) [SMBJ8.0A](#) [ESD101-B1-02ELS E6327](#) [ESD112-B1-02EL E6327](#) [ESD7451N2T5G](#) [19180-510](#) [CPDT-5V0USP-](#)
[HF](#) [3.0SMCJ33CA-F](#) [3.0SMCJ36A-F](#) [HSPC16701B02TP](#) [JANTX1N6126A](#) [D3V3Q1B2DLP3-7](#) [D55V0M1B2WS-7](#) [SCM1293A-04SO](#)
[ESD200-B1-CSP0201 E6327](#) [SM12-7](#) [CEN955 W/DATA](#) [VESD12A1A-HD1-GS08](#) [CPDQC5V0-HF](#) [D1213A-01LP4-7B](#) [ESD101-B1-02EL](#)
[E6327](#) [AOZ8808DI-03](#) [5KP15A](#) [5KP48A](#) [5KP90A](#) [ESD3V3D7-TP](#) [15KPA36A-LF](#) [P4KE56CA](#) [P4KE68A](#) [P4KE91CATR](#) [P6KE120A](#)
[P6KE13CA](#) [P6KE43CA](#) [P6KE6.8CA](#) [P6KE8.2](#) [P6SMBJ20CA](#) [JANTX1N6072A](#) [SR2835ESKG](#) [SA90CA](#)