

0.8A Single-Phase Glass Passivated Bridge Rectifiers

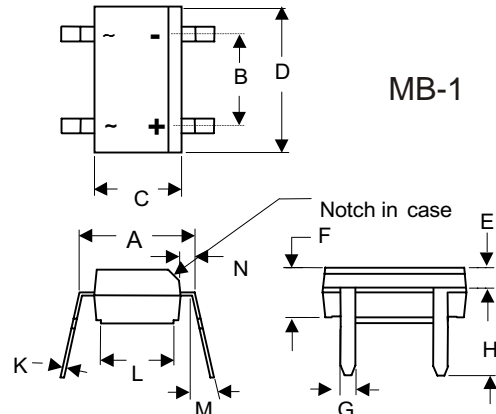
Rectifier Reverse Voltage_{ge} 50 to 1000V

Features

- This series is UL listed under the Recognized Component Index, file number E142814
- Ideal for surface mount application
- The plastic material used carries Underwriters Laboratory flammability recognition 94V-0
- Surge overload ratings to 30 amperes
- High temperature soldering guaranteed 265°C/10 seconds at 5 lbs (2.3kg) tension

Mechanical Data

Case: Molded plastic
 Terminals: Plated leads solderable per MIL-STD-202, Method 208
 Polarity: Marked on body
 Mounting Position: Any



DIM	INC HES		MM		NOTE
	MIN	MAX	MIN	MAX	
A	.195	.205	4.95	5.21	
B	.095	.105	2.41	2.67	
C	.144	.161	3.65	4.10	
D	.179	.190	4.55	4.83	
E	.039	.049	0.99	1.24	
F	.090	.106	2.30	2.70	
G	.017	.029	0.43	0.74	
H	.132	.148	3.35	3.75	
K	.006	.016	0.15	0.41	
L	.137	.147	3.48	3.73	
M	10°	15°	10°	15°	
N	.020	.028	0.51	0.71	

Maximum Ratings & Thermal Characteristics

Rating at 25°C ambient temperature unless otherwise specified, Resistive or Inductive load, 60 Hz.
 For Capacitive load derate current by 20%.

Parameter	Symbol	MB05M	MB1M	MB2M	MB4M	MB6M	MB8M	MB10M	unit
Maximum repetitive peak reverse voltage	VRRM	50	100	200	400	600	800	1000	V
Maximum RMS bridge input voltage	VRMS	35	70	140	280	420	560	700	V
Maximum DC blocking voltage	VDC	50	100	200	400	600	800	1000	V
Maximum average forward rectified output current at TA=40°C (*3)	IF(AV)					0.5			A
Peak forward surge current single sine-wave superimposed on rated load (JEDEC Method)	IFSM					30			A
Rating for fusing (t < 8.3ms)	I ² t					10			A ² sec
Typical thermal resistance per element (1)	ReJA					110			°C/W
Typical junction capacitance per element (2)	Cj					25.0			pF
Operating junction and storage temperature range	TJ, TSTG					-55 to + 150			°C

Electrical Characteristics

Rating at 25°C ambient temperature unless otherwise specified. Resistive or Inductive load, 60Hz.
 For Capacitive load derate by 20 %.

Parameter	Symbol	MB05M	MB1M	MB2M	MB4M	MB6M	MB8M	MB10M	Unit
Maximum instantaneous forward voltage drop per leg at 0.5A	VF					1.1			V
Maximum DC reverse current at rated TA =25°C DC blocking voltage per element TA =125°C	IR					10 500			μA

Notes: (1) Thermal resistance from Junction to Ambient on P.C. board mounting.
 (2) Measured at 2.0MHz and applied reverse voltage of 4.0 volts.
 (3) R-load on aluminum substrate TA=25°C.

Rating and Characteristic Curves (TA=25°C Unless otherwise noted)

MB05M-MB10M

Fig. 1 Derating Curve for Output Rectified Current

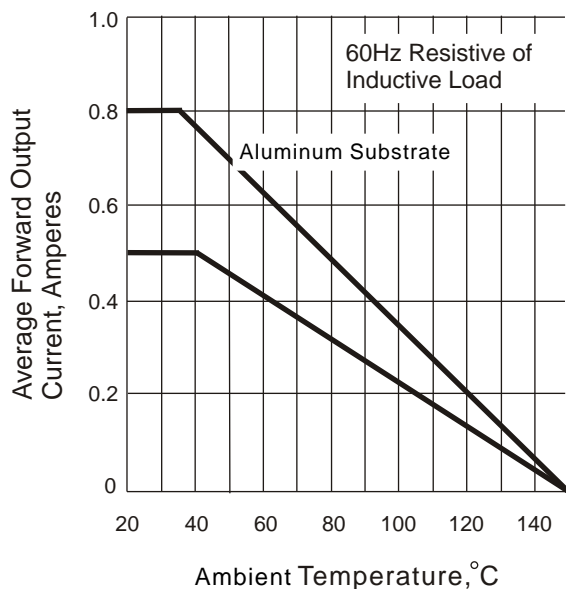


Fig. 2 Maximum Non-repetitive Peak Forward Surge Current

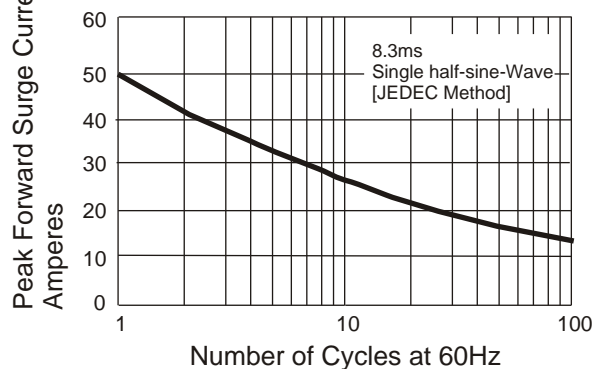


Fig. 3 Typical Instantaneous Forward Characteristics

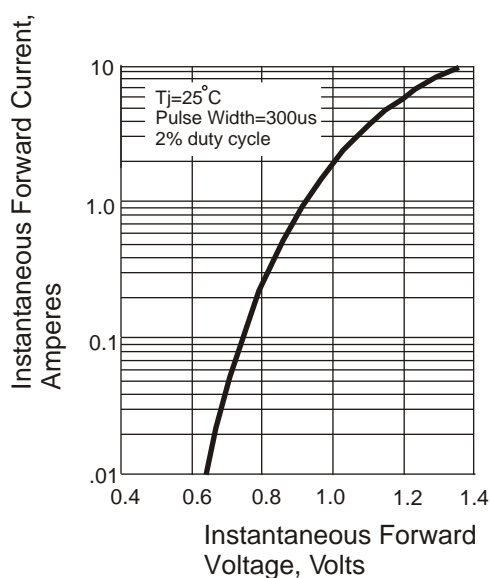


Fig. 4 Typical Revers Characteristics

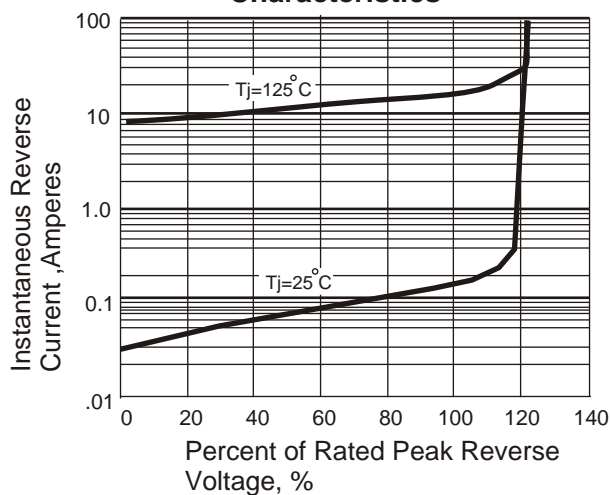
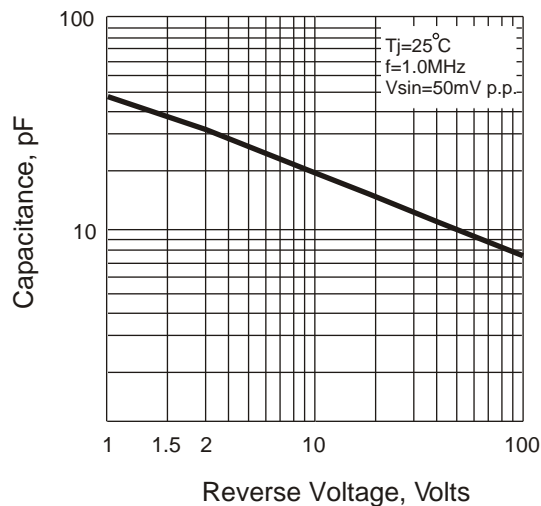


Fig. 5 Typical Junction Capacitance



X-ON Electronics

Largest Supplier of Electrical and Electronic Components

Click to view similar products for [Bridge Rectifiers](#) category:

Click to view products by [Youtai](#) manufacturer:

Other Similar products are found below :

[MB2510](#) [MB252](#) [MB356G](#) [MB358G](#) [GBJ1504-BP](#) [GBU10B-BP](#) [GBU15K-BP](#) [GBU4A-BP](#) [GBU4D-BP](#) [GBU6B-E3/45](#) [DB101-BP](#) [DF01](#)
[DF10SA-E345](#) [BU1508-E3/45](#) [BU1510-E3/45](#) [KBPC50-10S](#) [RS405GL-BP](#) [GBJ1502-BP](#) [GBU6M](#) [GSIB1520-E3/45](#) [36MB140A](#) [TB102M](#)
[MB1510](#) [MB86](#) [TL401G](#) [MDA920A2](#) [TU602](#) [TU810](#) [MP5010W-BP](#) [MP501W-BP](#) [MP502-BP](#) [BR84DTP204](#) [BU1508-E3/51](#) [KBPC25-02](#)
[VS-110MT120KPBF](#) [VS-2KBB60](#) [VS-60MT120KPBF](#) [VS-60MT80KPBF](#) [DB105-BP](#) [DF1510S](#) [VS-40MT160PAPBF](#) [VISKBU8K-E4/51](#)
[36MT100](#) [GBU4G-BP](#) [GBU6B-E3/51](#) [DF15005S-E3/77](#) [GSIB15A80-E3/45](#) [DB104-BP](#) [D3SB60](#) [TB354](#)