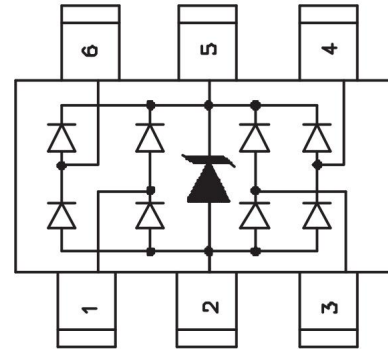


Features

- 150 watts peak pulse power per line($t_P=8/20\mu s$)
- Protects four I/O lines
- Low clamping voltage
- Low operating voltage
- Low capacitance



MAIN APPLICATIONS

- USB 2.0&3.0 power and data line protection
- Digital video interface (DVI)
- Notebook computers
- Video graphics cards
- Monitors and flat panel displays
- 10/ 100/ 1000 ethernet
- SIM ports
- ATM interfaces

PROTECTION SOLUTION TO MEET

- IEC61000-4-2 (ESD) $\pm 20kV$ (air), $\pm 20kV$ (contact)
- IEC61000-4-4 (EFT) 40A (5/50ns)
- IEC61000-4-5 (Lightning) 5A (8/20 μs)

ABSOLUTE MAXIMUM RATINGS (TA=25°C , RH=45%-75%, unless otherwise noted)

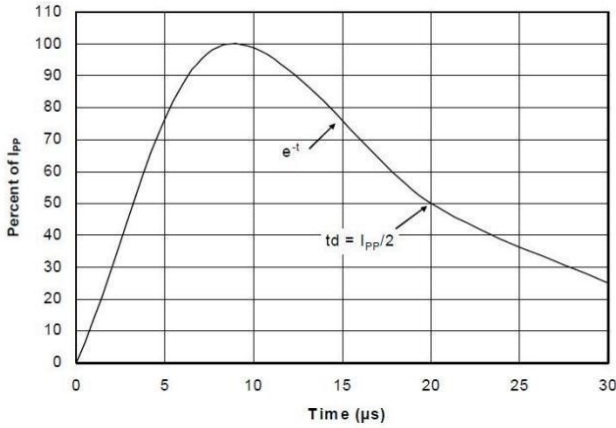
Parameter	Symbol	Value	Unit
Peak pulse power dissipation on 8/20μs waveform	P _{PP}	150	W
ESD per IEC 61000-4-2 (Air) ESD per IEC 61000-4-2 (Contact)	V _{ESD}	+/- 20 +/-20	kV
Lead soldering temperature	T _L	260 (10 sec.)	°C
Operating junction temperature range	T _J	-55 to +125	°C
Storage temperature range	T _{STG}	-55 to +150	°C

ELECTRICAL CHARACTERISTICS (TA=25°C)

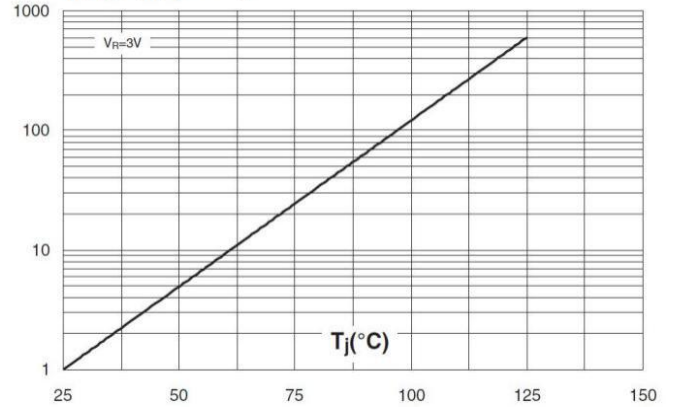
Parameter	Symbol	Conditions	Min	Typ	Max	Unit
Reverse working voltage	V _{RWM}				5.0	V
Reverse breakdown voltage	V _{BR}	I _T =1mA	6.0			V
Reverse leakage current	I _R	V _{RWM} =5V			1	μA
Forward voltage	V _F	I _T =10mA		0.8	1.0	V
Clamping voltage (I/O pin to Ground)	V _C	I _{PP} =1A, t _P =8/20μs		9.5	11	V
	V _C	I _{PP} =5A, t _P =8/20μs		12.5	15	
Junction capacitance	C _J	V _{RWM} =0V, f=1MHz Any I/O pin to Ground		0.65	0.8	pF
		V _{RWM} =0V, f=1MHz Between I/O pins		0.3	0.5	

Typical characteristics @ Ta=25°C unless otherwise specified

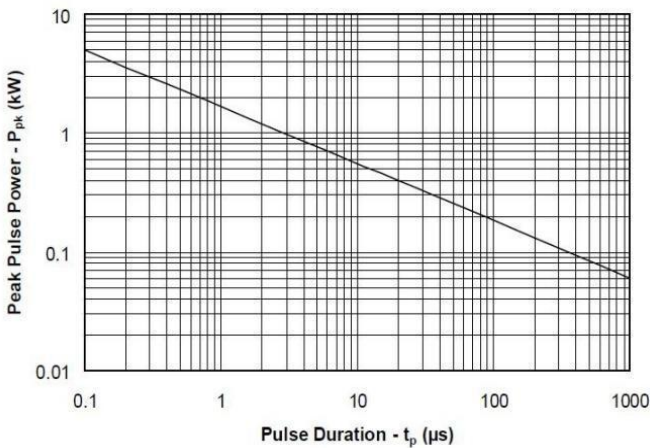
Pulse Waveform



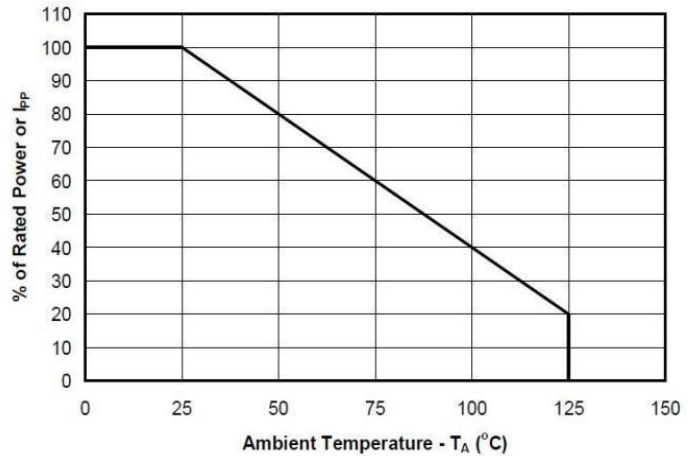
$I_R[T_j] / I_R[T_j=25^\circ\text{C}]$



Non-Repetitive Peak Pulse Power vs. Pulse Time

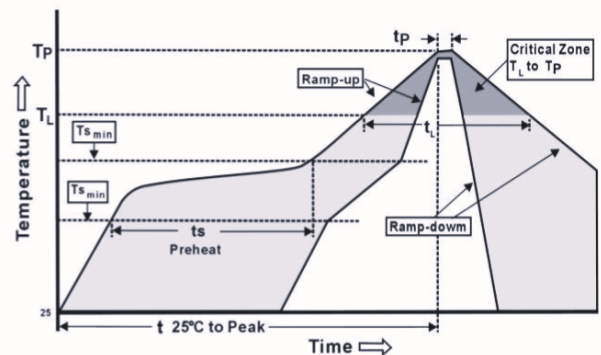


Power Derating Curve



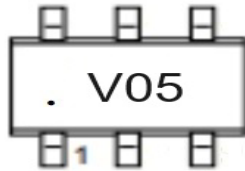
Soldering Parameters

Reflow Condition		Fb – Free assembly
Pre Heat	- Temperature Min ($T_{s(\text{Min})}$)	150°C
	- Temperature Max ($T_{s(\text{Max})}$)	200°C
	- Time (Min to max) (t_s)	60 – 180 secs
Average ramp up rate (Liquidus) Temp (T_L) to peak		3°C/second Max
$T_{s(\text{Max})}$ to T_L - Ramp-up Rate		3°C/second Max
Reflow	- Temperature (T_L) (Liquidus)	217°C
	- Temperature (t_L)	60 – 150 seconds
Peak Temperature (T_p)		250 ^{+0/-5} °C
Time within 5°C of actual peak Temperature (t_p)		20 – 40 seconds
Ramp-down Rate		6°C/second Max
Time 25°C to peak Temperature (T_p)		8 minutes Max.
Do not exceed		260°C



SOT23-6

Marking



Ordering information

Order code	Package	Base qty	Delivery mode
UMW PDWL050019	SOT23-6	3000	Tape and reel

X-ON Electronics

Largest Supplier of Electrical and Electronic Components

Click to view similar products for [ESD Suppressors / TVS Diodes](#) category:

Click to view products by [Youtai](#) manufacturer:

Other Similar products are found below :

[60KS200C](#) [D18V0L1B2LP-7B](#) [D5V0F4U5P5-7](#) [NTE4902](#) [P4KE27CA](#) [P6KE11CA](#) [P6KE8.2A](#) [SA60CA](#) [SA64CA](#) [SMBJ12CATR](#)
[SMBJ33CATR](#) [SMBJ6.5A](#) [SMBJ8.0A](#) [ESD101-B1-02ELS E6327](#) [ESD112-B1-02EL E6327](#) [ESD7451N2T5G](#) [19180-510](#) [CPDT-5V0USP-](#)
[HF](#) [3.0SMCJ33CA-F](#) [3.0SMCJ36A-F](#) [HSPC16701B02TP](#) [JANTX1N6126A](#) [D3V3Q1B2DLP3-7](#) [D55V0M1B2WS-7](#) [SCM1293A-04SO](#)
[ESD200-B1-CSP0201 E6327](#) [SM12-7](#) [CEN955 W/DATA](#) [VESD12A1A-HD1-GS08](#) [CPDQC5V0-HF](#) [D1213A-01LP4-7B](#) [ESD101-B1-02EL](#)
[E6327](#) [AOZ8808DI-03](#) [5KP15A](#) [5KP48A](#) [5KP90A](#) [ESD3V3D7-TP](#) [15KPA36A-LF](#) [P4KE56CA](#) [P4KE68A](#) [P4KE91CATR](#) [P6KE120A](#)
[P6KE13CA](#) [P6KE43CA](#) [P6KE6.8CA](#) [P6KE8.2](#) [P6SMBJ20CA](#) [JANTX1N6072A](#) [SR2835ESKG](#) [SA90CA](#)