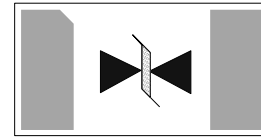
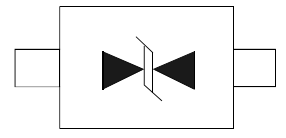


Description

Low capacitance ElectroStatic Discharge (ESD) protection diodes in ultra small SMD plastic packages designed to protect one signal line from the damage caused by ESD and other transients.



SOD-882



SOD-323/523

Features

- Bidirectional ESD protection of one line
- Max. peak pulse power: $P_{PP} = 130\text{ W}$
- Low clamping voltage: $V_{(CL)R} = 14\text{ V}$
- Ultra low leakage current: $I_{RM} = 5\text{ nA}$
- ESD protection > 30 kV
- IEC 61000-4-2, level 4 (ESD)
- IEC 61000-4-5 (surge); $I_{PP} = 12\text{ A}$
- Ultra small SMD plastic packages

Applications

- Cellular handsets and accessories
- Portable electronics
- Computers and peripherals
- Communication systems
- Audio and video equipment

Quick reference data

Quick reference data

Symbol	Parameter	Conditions	Min	Typ	Max	Unit
V_{RWM}	reverse stand-off voltage		-	-	5	V
C_d	diode capacitance	$V_R = 0\text{ V};$ $f = 1\text{ MHz}$	-	35	45	pF

Limiting values

Limiting values

In accordance with the Absolute Maximum Rating System (IEC 60134).

Symbol	Parameter	Conditions	Min	Max	Unit
Per diode					
P_{PP}	peak pulse power	8/20 μ s	[1][2] -	130	W
I_{PP}	peak pulse current	8/20 μ s	[1][2] -	12	A
T_j	junction temperature		-	150	$^{\circ}$ C
T_{amb}	ambient temperature		-65	+150	$^{\circ}$ C
T_{stg}	storage temperature		-65	+150	$^{\circ}$ C

[1] Non-repetitive current pulse 8/20 μ s exponentially decaying waveform according to IEC61000-4-5; see [Figure 1](#).

[2] Measured from pin 1 to pin 2.

ESD maximum ratings

Symbol	Parameter	Conditions	Min	Max	Unit
ESD	electrostatic discharge capability	IEC 61000-4-2 (contact discharge) HBM MIL-Std 883	[1][2] -	30 10	kV kV

[1] Measured from pin 1 to pin 2.

[2] Device stressed with ten non-repetitive ElectroStatic Discharge (ESD) pulses; see [Figure 2](#).

ESD standards compliance

Standard	Conditions
IEC 61000-4-2, level 4 (ESD); Figure 2	> 15 kV (air); > 8 kV (contact)
HBM MIL-STD 883; class 3	> 4 kV

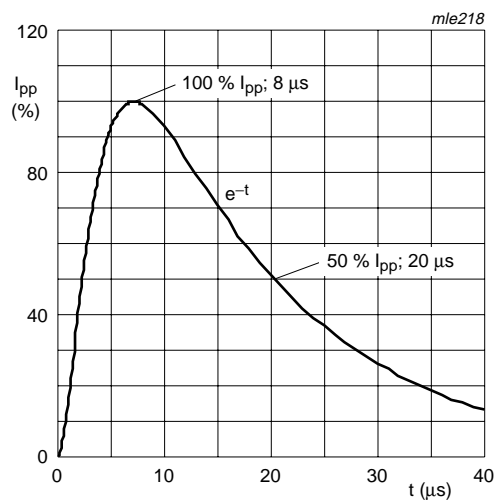


Fig 1. 8/20 μ s pulse waveform according to IEC 61000-4-5

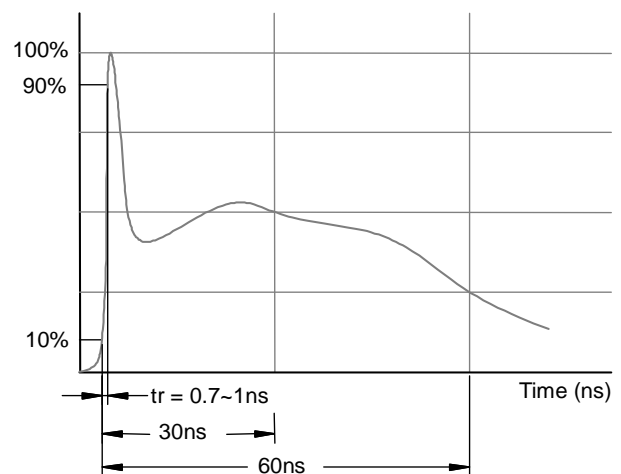


Fig 2. ElectroStatic Discharge (ESD) pulse waveform according to IEC 61000-4-2

Characteristics

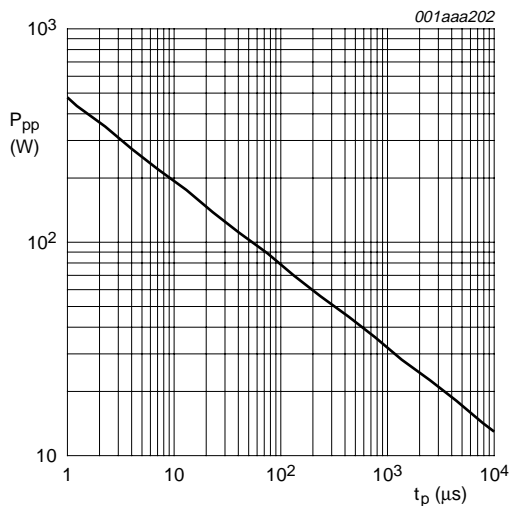
Characteristics

T_{amb} = 25 °C unless otherwise specified

Symbol	Parameter	Conditions	Min	Typ	Max	Unit
Per diode						
V _{RWM}	reverse stand-off voltage		-	-	5	V
I _{RM}	reverse leakage current	V _{RWM} = 5 V; see Figure 6	-	5	100	nA
V _{(CL)R}	clamping voltage	I _{PP} = 1 A	[1][2] -	-	10	V
		I _{PP} = 12 A	[1][2] -	-	14	V
V _(BR)	breakdown voltage	I _R = 1 mA	5.5	-	9.5	V
r _{dif}	differential resistance	I _R = 1 mA	-	-	50	Ω
C _d	diode capacitance	V _R = 0 V; f = 1 MHz; see Figure 5	-	35	45	pF

[1] Non-repetitive current pulse 8/20 μs exponentially decaying waveform according to IEC61000-4-5; see [Figure 1](#).

[2] Measures from pin 1 to pin 2.



T_{amb} = 25 °C

Fig 3. Peak pulse power dissipation as a function of exponential time duration t_p; typical values

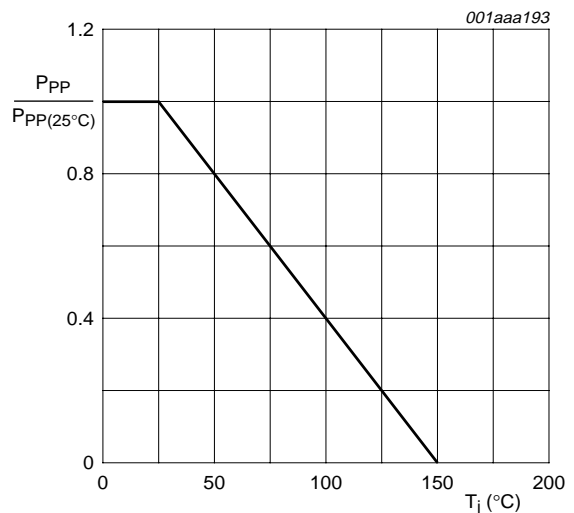
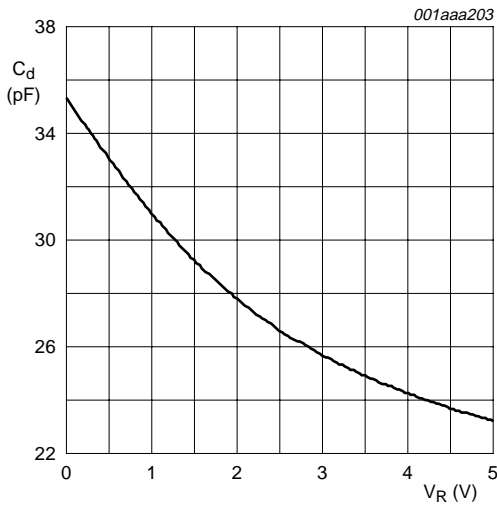


Fig 4. Relative variation of peak pulse power as a function of junction temperature; typical values



T_{amb} = 25 °C; f = 1 MHz

Fig 5. Diode capacitance as a function of reverse voltage; typical values

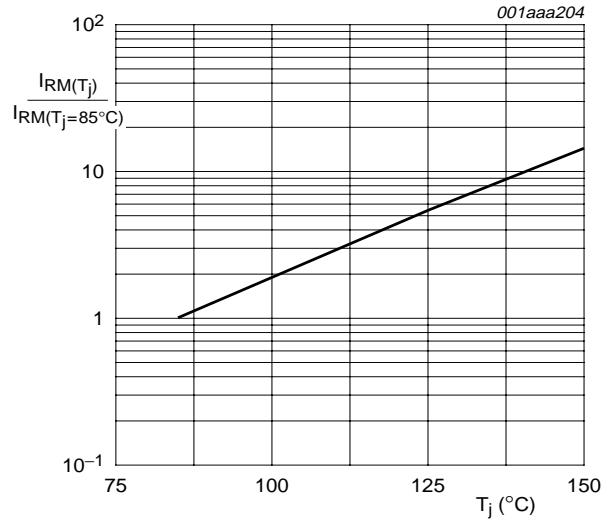
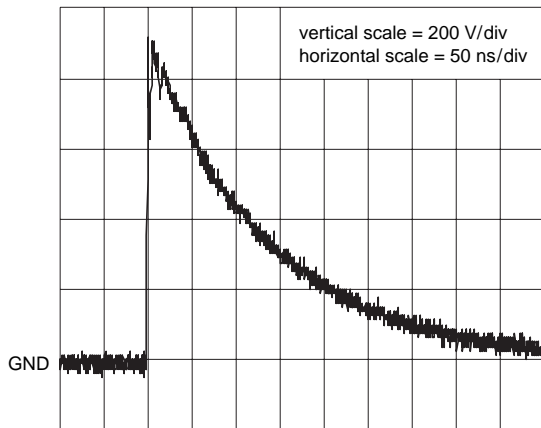
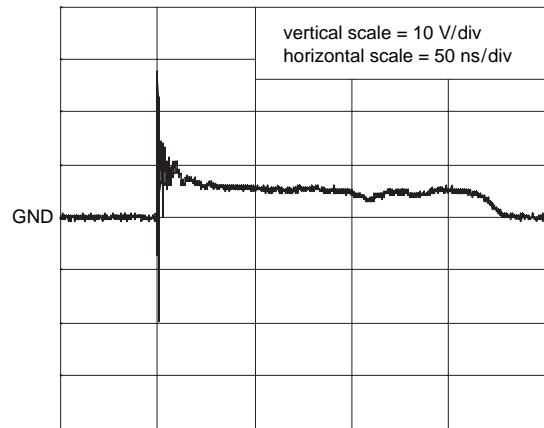


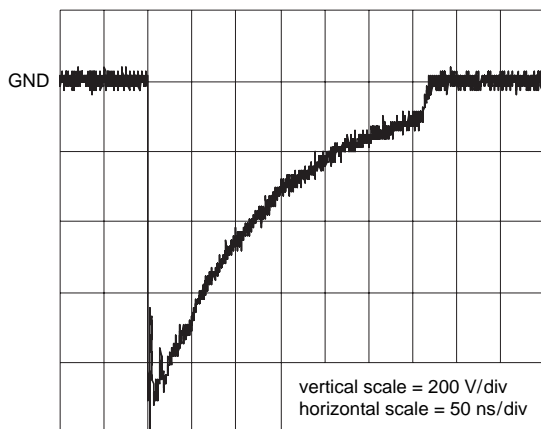
Fig 6. Relative variation of reverse leakage current as a function of junction temperature; typical



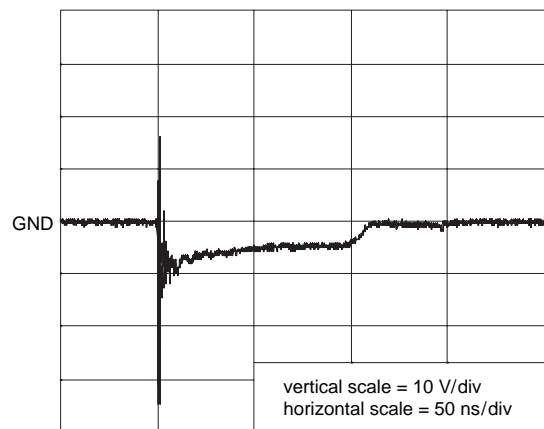
unclamped +1 kV ESD voltage waveform (IEC61000-4-2 network)



clamped +1 kV ESD voltage waveform (IEC61000-4-2 network)



unclamped -1 kV ESD voltage waveform (IEC61000-4-2 network)

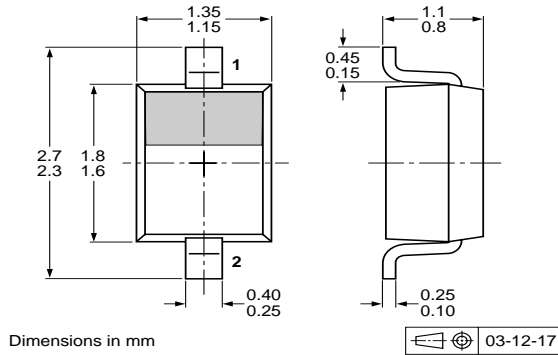


clamped -1 kV ESD voltage waveform (IEC61000-4-2 network)

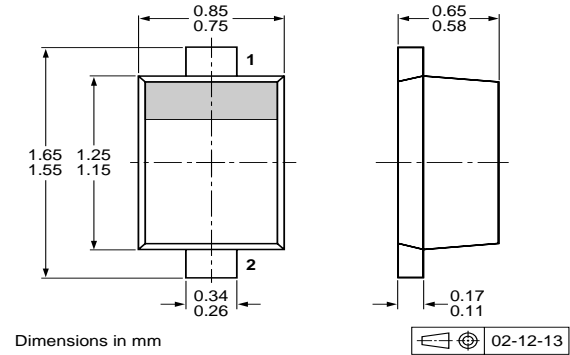
006aaa056

Fig 7. ESD clamping test setup and waveforms

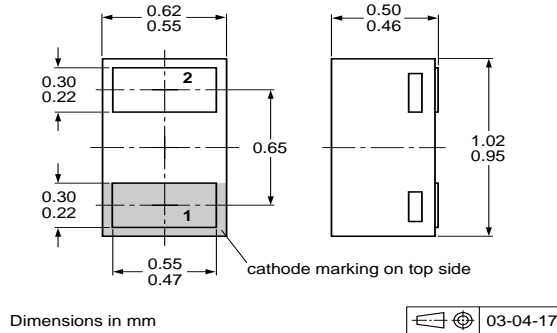
SOD-323/SOD-523/SOD-882 PACKAGE OUTLINE DIMENSIONS



PESD5V0S1BA(SOD-323)

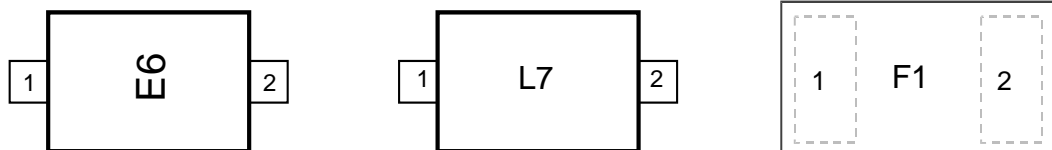


PESD5V0S1BB(SOD-523)



PESD5V0S1BL(SOD-882)

Marking



Ordering information

Order code	Marking code	package	Baseqty	Delivermode
UMW PESD5V0S1BA	E6	SOD-323	3000	Tape and reel
UMW PESD5V0S1BB	L7	SOD-523	3000	Tape and reel
UMW PESD5V0S1BL	F1	SOD-882	10000	Tape and reel

X-ON Electronics

Largest Supplier of Electrical and Electronic Components

Click to view similar products for [ESD Suppressors / TVS Diodes](#) category:

Click to view products by [Youtai](#) manufacturer:

Other Similar products are found below :

[60KS200C](#) [D18V0L1B2LP-7B](#) [D5V0F4U5P5-7](#) [NTE4902](#) [P4KE27CA](#) [P6KE11CA](#) [P6KE39CA-TP](#) [P6KE8.2A](#) [JANTX1N6053A](#)
[SA110CA](#) [SA60CA](#) [SA64CA](#) [SMBJ12CATR](#) [SMBJ33CATR](#) [SMBJ8.0A](#) [ESD105-B1-02EL E6327](#) [ESD112-B1-02EL E6327](#)
[ESD119B1W01005E6327XTSA1](#) [ESD5V0L1B02VH6327XTSA1](#) [ESD7451N2T5G](#) [19180-510](#) [CPDT-5V0USP-HF](#) [3.0SMCJ33CA-F](#)
[3.0SMCJ36A-F](#) [HSPC16701B02TP](#) [JANTX1N6126A](#) [JANTX1N6462](#) [JANTX1N6465](#) [USB50805e3/TR7](#) [D3V3Q1B2DLP3-7](#)
[D55V0M1B2WS-7](#) [DRTR5V0U4SL-7](#) [SCM1293A-04SO](#) [ESD200-B1-CSP0201 E6327](#) [SM12-7](#) [SM1605E3/TR13](#) [SMLJ45CA-TP](#) [CEN955](#)
[W/DATA](#) [82350120560](#) [VESD12A1A-HD1-GS08](#) [CPDUR5V0R-HF](#) [CPDQC5V0U-HF](#) [CPDQC5V0USP-HF](#) [CPDQC5V0-HF](#) [D1213A-](#)
[01LP4-7B](#) [ESD101-B1-02EL E6327](#) [824500181](#) [MMAD1108/TR13](#) [5KP100A](#) [5KP15A](#)