

FEATURES

- Low profile package
- Ideal for automated placement
- Glass passivated chip junction
- Available in uni-directional and bi-directional
- 400 W peak pulse power capability with a 10/1000 μ s waveform, repetitive rate (duty cycle): 0.01 % (300 W above 78 V)
- Excellent clamping capability
- Very fast response time
- Low incremental surge resistance
- Meets MSL level 1, per J-STD-020, LF maximum peak of 260 °C
- AEC-Q101 qualified

MECHANICAL DATA

Case: DO-214AC (SMA)

Molding compound meets UL 94 V-0 flammability rating

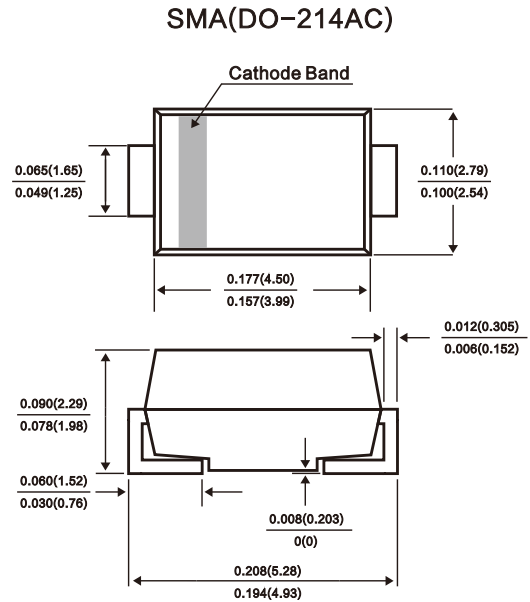
Base P/N-E3 - RoHS compliant, commercial grade

Base P/NHE3 - RoHS compliant, AEC-Q101 qualified

Terminals: Matte tin plated leads, solderable per J-STD-002 and JESD 22-B102

M3 suffix meets JESD 201 class 1A whisker test

Polarity: For uni-directional types the band denotes cathode end, no marking on bi-directional types



Dimensions in inches and (millimeters)

| MAXIMUM RATINGS ($T_A = 25\text{ }^\circ\text{C}$ unless otherwise noted) | | | |
|---|----------------|----------------|------------------|
| PARAMETER | SYMBOL | VALUE | UNIT |
| Peak pulse power dissipation with a 10/1000 μ s waveform ⁽¹⁾⁽²⁾ (fig. 1) | P_{PPM} | 400 | W |
| Peak pulse current with a waveform ⁽¹⁾ | I_{PPM} | See next table | A |
| Peak forward surge current 8.3 ms single half sine-wave uni-directional only ⁽²⁾ | I_{FSM} | 40 | A |
| Operating junction and storage temperature range | T_J, T_{STG} | - 55 to + 150 | $^\circ\text{C}$ |

Notes

⁽¹⁾ Non-repetitive current pulse, per fig. 3 and derated above $T_A = 25\text{ }^\circ\text{C}$ per fig. 2. Rating is 300 W above 78 V

⁽²⁾ Mounted on 0.2" x 0.2" (5.0 mm x 5.0 mm) copper pads to each terminal

ELECTRICAL CHARACTERISTICS ($T_A = 25\text{ }^\circ\text{C}$ unless otherwise noted)

| DEVICE TYPE | DEVICE MARKING CODE | | BREAKDOWN VOLTAGE V_{BR} AT I_T ⁽¹⁾ (V) | | TEST CURRENT I_T (mA) | STAND-OFF VOLTAGE V_{WM} (V) | MAXIMUM REVERSE LEAKAGE AT V_{WM} I_D (μA) ⁽³⁾ | MAXIMUM PEAK PULSE SURGE CURRENT I_{PPM} (A) ⁽²⁾ | MAXIMUM CLAMPING VOLTAGE AT I_{PPM} V_C (V) |
|--------------|---------------------|----|--|------|-------------------------|--------------------------------|--|---|---|
| | UNI | BI | MIN. | MAX. | | | | | |
| SMAJ5.0A(CA) | AE | WE | 6.40 | 7.07 | 10 | 5.0 | 800 | 43.5 | 9.2 |
| SMAJ6.0A(CA) | AG | WG | 6.67 | 7.37 | 10 | 6.0 | 800 | 38.8 | 10.3 |
| SMAJ6.5A(CA) | AK | WK | 7.22 | 7.98 | 10 | 6.5 | 500 | 35.7 | 11.2 |
| SMAJ6.8A(CA) | 8A | 8C | 6.45 | 7.14 | 10 | 5.80 | 1000 | 38.1 | 10.5 |
| SMAJ7.0A(CA) | AM | WM | 7.78 | 8.60 | 10 | 7.0 | 200 | 33.3 | 12.0 |
| SMAJ7.5A(CA) | AP | WP | 8.33 | 9.21 | 1.0 | 7.5 | 100 | 31.0 | 12.9 |
| SMAJ8.0A(CA) | AR | WR | 8.89 | 9.83 | 1.0 | 8.0 | 50 | 29.4 | 13.6 |
| SMAJ8.5A(CA) | AT | WT | 9.44 | 10.4 | 1.0 | 8.5 | 10 | 27.8 | 14.4 |
| SMAJ9.0A(CA) | AV | WV | 10.0 | 11.1 | 1.0 | 9.0 | 5.0 | 26.0 | 15.4 |
| SMAJ10A(CA) | AX | WX | 11.1 | 12.3 | 1.0 | 10 | 1.0 | 23.5 | 17.0 |
| SMAJ11A(CA) | AZ | WZ | 12.2 | 13.5 | 1.0 | 11 | 1.0 | 22.0 | 18.2 |
| SMAJ12A(CA) | BE | XE | 13.3 | 14.7 | 1.0 | 12 | 1.0 | 20.1 | 19.9 |
| SMAJ13A(CA) | BG | XG | 14.4 | 15.9 | 1.0 | 13 | 1.0 | 18.6 | 21.5 |
| SMAJ14A(CA) | BK | XK | 15.6 | 17.2 | 1.0 | 14 | 1.0 | 17.2 | 23.2 |
| SMAJ15A(CA) | BM | XM | 16.7 | 18.5 | 1.0 | 15 | 1.0 | 16.4 | 24.4 |
| SMAJ16A(CA) | BP | XP | 17.8 | 19.7 | 1.0 | 16 | 1.0 | 15.4 | 26.0 |
| SMAJ17A(CA) | BR | XR | 18.9 | 20.9 | 1.0 | 17 | 1.0 | 14.5 | 27.6 |
| SMAJ18A(CA) | BT | XT | 20.0 | 22.1 | 1.0 | 18 | 1.0 | 13.7 | 29.2 |
| SMAJ20A(CA) | BV | XV | 22.2 | 24.5 | 1.0 | 20 | 1.0 | 12.3 | 32.4 |
| SMAJ22A(CA) | BX | XX | 24.4 | 26.9 | 1.0 | 22 | 1.0 | 11.3 | 35.5 |
| SMAJ24A(CA) | BZ | XZ | 26.7 | 29.5 | 1.0 | 24 | 1.0 | 10.3 | 38.9 |
| SMAJ26A(CA) | CE | YE | 28.9 | 31.9 | 1.0 | 26 | 1.0 | 9.5 | 42.1 |
| SMAJ28A(CA) | CG | YG | 31.1 | 34.4 | 1.0 | 28 | 1.0 | 8.8 | 45.4 |
| SMAJ30A(CA) | CK | YK | 33.3 | 36.8 | 1.0 | 30 | 1.0 | 8.3 | 48.4 |
| SMAJ33A(CA) | CM | YM | 36.7 | 40.6 | 1.0 | 33 | 1.0 | 7.5 | 53.3 |
| SMAJ36A(CA) | CP | YP | 40.0 | 44.2 | 1.0 | 36 | 1.0 | 6.9 | 58.1 |
| SMAJ40A(CA) | CR | YR | 44.4 | 49.1 | 1.0 | 40 | 1.0 | 6.2 | 64.5 |
| SMAJ43A(CA) | CT | YT | 47.8 | 52.8 | 1.0 | 43 | 1.0 | 5.8 | 69.4 |
| SMAJ45A(CA) | CV | YV | 50.0 | 55.3 | 1.0 | 45 | 1.0 | 5.5 | 72.7 |
| SMAJ48A(CA) | CX | YX | 53.3 | 58.9 | 1.0 | 48 | 1.0 | 5.2 | 77.4 |
| SMAJ51A(CA) | CZ | YZ | 56.7 | 62.7 | 1.0 | 51 | 1.0 | 4.9 | 82.4 |
| SMAJ54A(CA) | RE | ZE | 60.0 | 66.3 | 1.0 | 54 | 1.0 | 4.6 | 87.1 |
| SMAJ58A(CA) | RG | ZG | 64.4 | 71.2 | 1.0 | 58 | 1.0 | 4.3 | 93.6 |
| SMAJ60A(CA) | RK | ZK | 66.7 | 73.7 | 1.0 | 60 | 1.0 | 4.1 | 96.8 |
| SMAJ64A(CA) | RM | ZM | 71.1 | 78.6 | 1.0 | 64 | 1.0 | 3.9 | 103 |
| SMAJ70A(CA) | RP | ZP | 77.8 | 86.0 | 1.0 | 70 | 1.0 | 3.5 | 113 |
| SMAJ75A(CA) | RR | ZR | 83.3 | 92.1 | 1.0 | 75 | 1.0 | 3.3 | 121 |
| SMAJ78A(CA) | RT | ZT | 86.7 | 95.8 | 1.0 | 78 | 1.0 | 3.2 | 126 |
| SMAJ85A(CA) | RV | ZV | 94.4 | 104 | 1.0 | 85 | 1.0 | 2.2 | 137 |
| SMAJ90A(CA) | RX | ZX | 100 | 111 | 1.0 | 90 | 1.0 | 2.1 | 146 |
| SMAJ100A(CA) | RZ | ZZ | 111 | 123 | 1.0 | 100 | 1.0 | 1.9 | 162 |
| SMAJ110A(CA) | SE | VE | 122 | 135 | 1.0 | 110 | 1.0 | 1.7 | 177 |
| SMAJ120A(CA) | VG | VG | 133 | 147 | 1.0 | 120 | 1.0 | 1.6 | 193 |
| SMAJ130A(CA) | VK | VK | 144 | 159 | 1.0 | 130 | 1.0 | 1.4 | 209 |
| SMAJ150A(CA) | VM | VM | 167 | 185 | 1.0 | 150 | 1.0 | 1.2 | 243 |
| SMAJ160A(CA) | SP | VP | 178 | 197 | 1.0 | 160 | 1.0 | 1.2 | 259 |
| SMAJ170A(CA) | SR | VR | 189 | 209 | 1.0 | 170 | 1.0 | 1.09 | 275 |
| SMAJ188A(CA) | SS | VS | 209 | 231 | 1.0 | 188 | 1.0 | 0.91 | 328 |

Notes

- (1) Pulse test: $t_p \leq 50\text{ ms}$
- (2) Surge current waveform per fig. 3 and derate per fig. 2
- (3) For bi-directional types having V_{WM} of 10 V and less, the I_D limit is doubled
- (4) All terms and symbols are consistent with ANSI/IEEE C62.35
- (5) For the bi-directional SMAJ5.0CA, the maximum V_{BR} is 7.25 V
- (6) $V_F = 3.5\text{ V}$ at $I_F = 25\text{ A}$ (uni-directional only)

RATINGS AND CHARACTERISTICS CURVES

($T_A = 25\text{ }^\circ\text{C}$ unless otherwise noted)

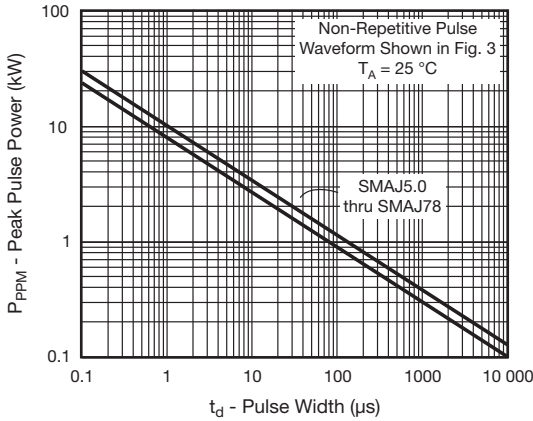


Fig. 1 - Peak Pulse Power Rating Curve

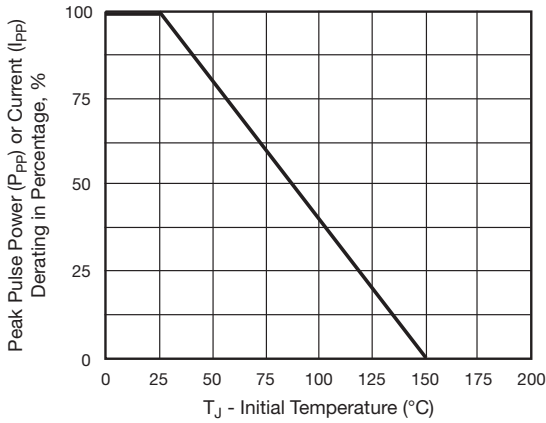


Fig. 2 - Pulse Power or Current vs. Initial Junction Temperature

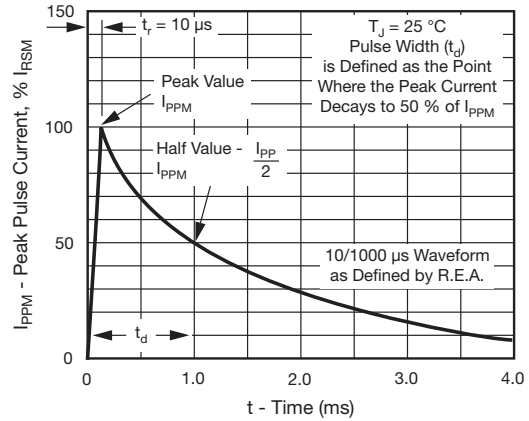


Fig. 3 - Pulse Waveform

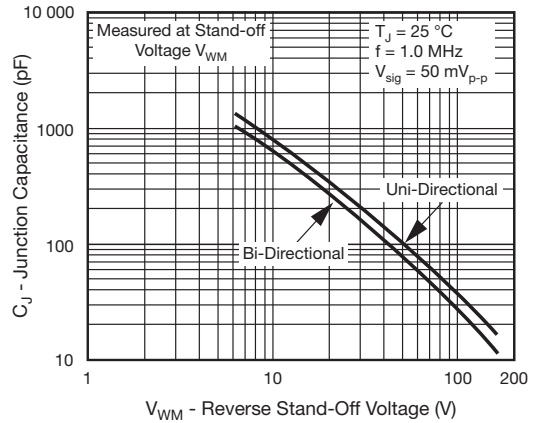


Fig. 4 - Typical Junction Capacitance

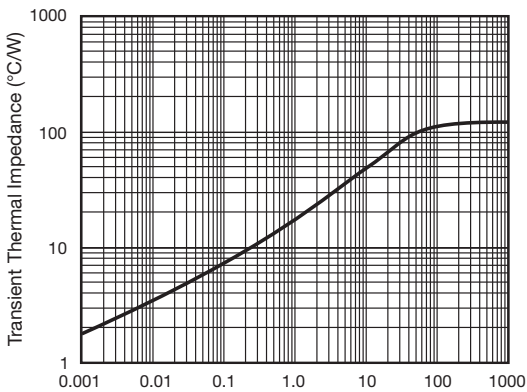


Fig. 5 - Typical Transient Thermal Impedance

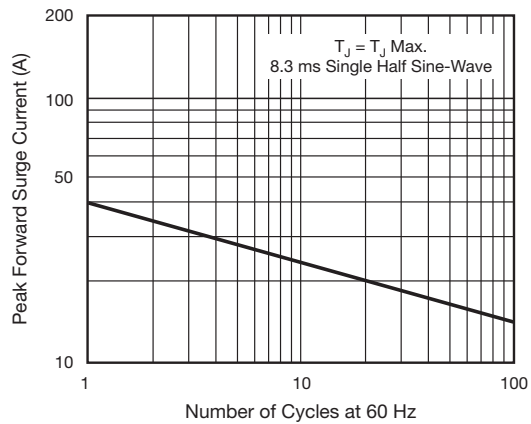


Fig. 6 - Maximum Non-Repetitive Forward Surge Current Uni-Directional Only

ORDERING INFORMATION

X-ON Electronics

Largest Supplier of Electrical and Electronic Components

Click to view similar products for [ESD Suppressors / TVS Diodes](#) category:

Click to view products by [Youtai](#) manufacturer:

Other Similar products are found below :

[60KS200C](#) [D18V0L1B2LP-7B](#) [D5V0F4U5P5-7](#) [NTE4902](#) [P4KE27CA](#) [P6KE11CA](#) [P6KE8.2A](#) [SA60CA](#) [SA64CA](#) [SMBJ12CATR](#)
[SMBJ33CATR](#) [SMBJ6.5A](#) [SMBJ8.0A](#) [ESD101-B1-02ELS E6327](#) [ESD112-B1-02EL E6327](#) [ESD7451N2T5G](#) [19180-510](#) [CPDT-5V0USP-](#)
[HF](#) [3.0SMCJ33CA-F](#) [3.0SMCJ36A-F](#) [HSPC16701B02TP](#) [JANTX1N6126A](#) [D3V3Q1B2DLP3-7](#) [D55V0M1B2WS-7](#) [SCM1293A-04SO](#)
[ESD200-B1-CSP0201 E6327](#) [SM12-7](#) [CEN955 W/DATA](#) [VESD12A1A-HD1-GS08](#) [CPDQC5V0-HF](#) [D1213A-01LP4-7B](#) [ESD101-B1-02EL](#)
[E6327](#) [AOZ8808DI-03](#) [5KP15A](#) [5KP48A](#) [5KP90A](#) [ESD3V3D7-TP](#) [15KPA36A-LF](#) [P4KE56CA](#) [P4KE68A](#) [P4KE91CATR](#) [P6KE120A](#)
[P6KE13CA](#) [P6KE43CA](#) [P6KE6.8CA](#) [P6KE8.2](#) [P6SMBJ20CA](#) [JANTX1N6072A](#) [SR2835ESKG](#) [SA90CA](#)