


Description

YTLD2503C is a high performance duplexer designed for applications in LTE Band7 (2500~2570 MHz UL, 2620~2690 MHz DL).

YTLD2503C is designed with ROFS's MEMS BAW technology, which provides high Q filters and first-class reliability. Low insertion loss and return loss of Tx port reduce the current from power amplifier. High out-of-band attenuation in the Wi-Fi band coexist with Wi-Fi signal under working condition. High isolation of Rx port improve sensitivity in the receive band .

YTLD2503C uses chip scale packaging (CSP) technology to assembly the filters into a molded chip-on-board module with the footprint of 1.8mm x 1.4mm and height of 0.61mm.



8 Pin 1.8 x 1.4 x 0.61mm Package

Features

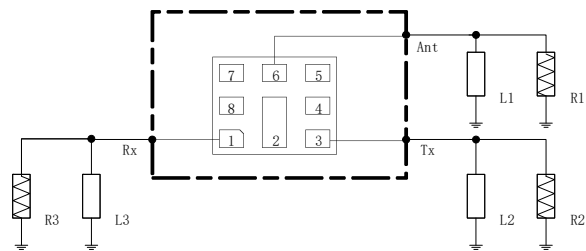
- Miniature Size
1.8 mm x 1.4 mm x 0.61 mm
- Insertion Loss:
 - Tx 1.8 dB Typ.
 - Rx 1.6 dB Typ.
- Tx-RX Isolation:
 - Tx Pass Band 53 dB Typ.
 - Rx Pass Band 61 dB Typ.
- Tx Input Power
 - 30 dBm
- ESD protection ability: Class1C
- Moisture Sensitivity: MSL3
- Storage Temperature: -40 to +85 °C

Environmental

- Full implement with RoHS compliant
- Lead Free (Pb free)

Functional Block Diagram (Top Thru

View)



Reference Des.	Value	Description
R1	50ohm	
R2	50ohm	
R3	50ohm	
L1	2.7nH	Ideal Inductor
L2	4.7nH	Ideal Inductor
L3	3.9nH	Ideal Inductor

Pin Connection



No.	Function
1	Rx
3	Tx
6	Ant
2,4,5,7,8	Ground



Electrical Specification

Transmit Port to Antenna Port				
Parameter (Operation Temperature: -20~85°C)	Min	Typ*	Max	Unit
Insertion Loss (2500~2570MHz)	/	1.8	2.7	dB
Ripple (2500~2570MHz)	/	0.8	1.6	dB
VSWR (2500~2570MHz,ANT Port)	/	1.3	1.9	/
VSWR (2500~2570MHz,TX Port)	/	1.2	1.9	/
Absolute Attenuation (500~8000MHz)				
(500~1560MHz)	33	40	/	dB
(1565 ~1606MHz)	32	39	/	dB
(1805~1880MHz)	30	36	/	dB
(2110~2170MHz)	29	35	/	dB
(2300~2400MHz)	23	29	/	dB
(2400~2472MHz)	36	41	/	dB
(2472~2481MHz)	22	33	/	dB
(2620~2690MHz)	52	59	/	dB
(3400~3600MHz)	44	51	/	dB
(4500~5500MHz, <i>2fo</i>)	32	38	/	dB
(5600~7200MHz)	26	33	/	dB
(7200~8000MHz, <i>3fo</i>)	19	25	/	dB
Antenna Port to Receive Port				
Parameter (Operation Temperature: -20~85°C)	Min	Typ*	Max	Unit
Insertion Loss (2620~2690MHz)	/	1.6	2.5	dB
Ripple (2620~2690MHz)	/	0.6	1.4	dB
VSWR (2620~2690MHz,ANT Port)	/	1.6	2.0	/
VSWR (2620~2690MHz,RX Port)	/	1.6	2.0	/
Absolute Attenuation (500~8000MHz)				
(500~1680MHz)	37	44	/	dB
(1710~1785MHz)	36	42	/	dB
(1920~1980MHz)	33	39	/	dB
(2400~2500MHz)	39	45	/	dB
(2500~2570MHz)	48	53	/	dB
(2750~4900MHz)	37	44	/	dB
(4900~5600MHz, <i>2fo</i>)	43	49	/	dB
(5600~7400MHz)	40	47	/	dB
(7400~8000MHz, <i>3fo</i>)	28	34	/	dB



Transmit Port to Receive Port

Parameter(Operation Temperature: -20~85°C)	Min	Typ*	Max	Unit
Isolation				
2500~2570MHz	50	53	/	dB
2620~2690MHz	56	61	/	dB

*Data is the integrated value of the linear s-parameter over indicated band

* Typical value at 25±3 °C



Typical Performance at Tc=25°C

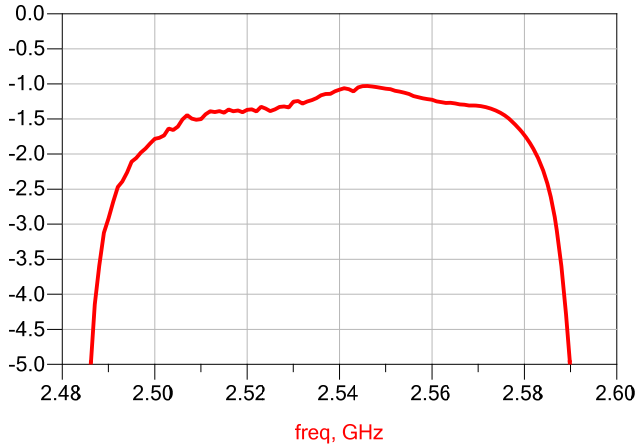


Figure1. TX-ANT Passband

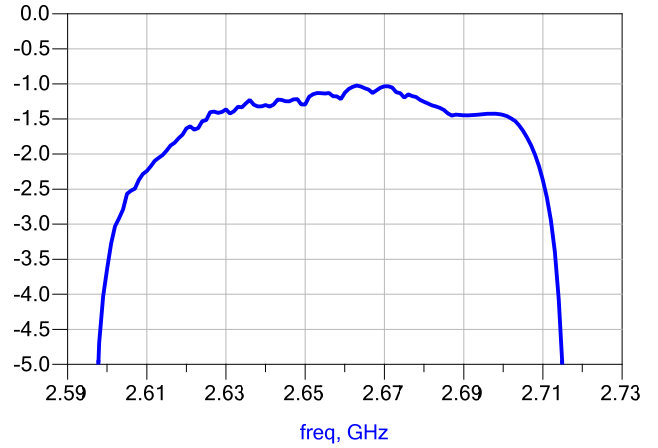


Figure2. ANT-RX Passband

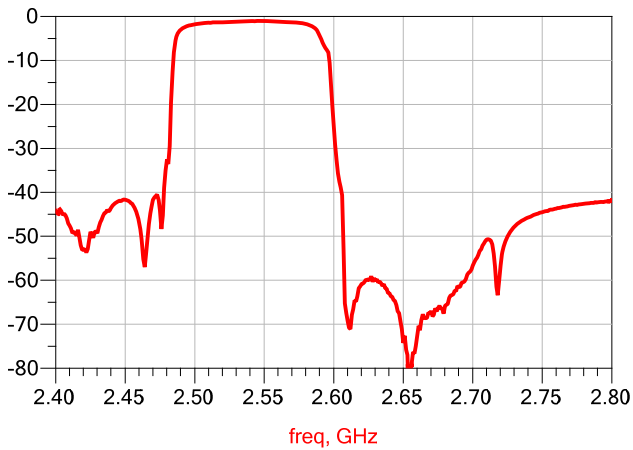


Figure3. TX-ANT

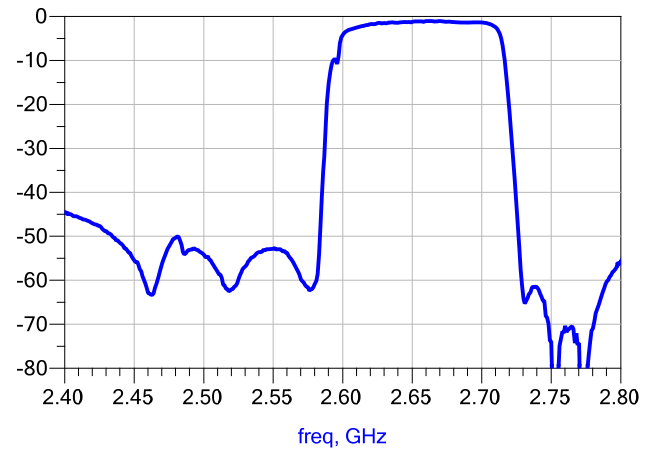


Figure4. ANT-RX

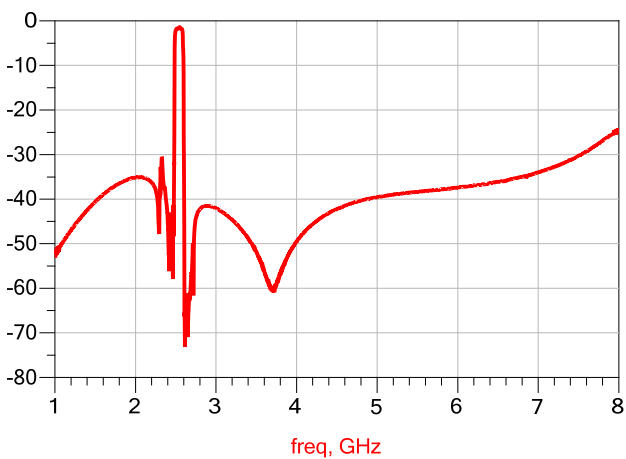


Figure5. TX-ANT Wideband

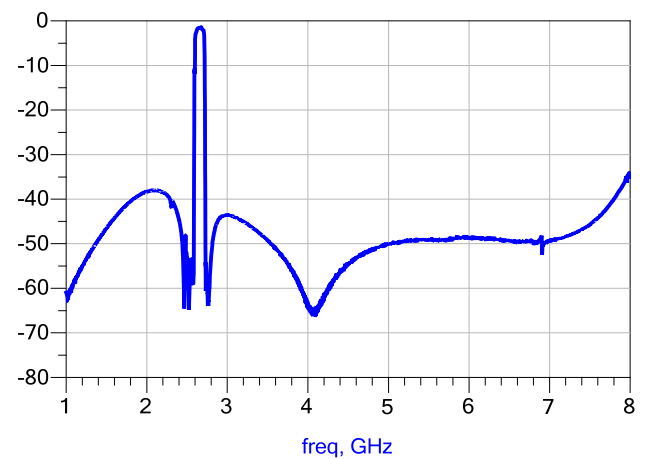


Figure6. ANT-RX Wideband



Typical Performance at Tc=25°C

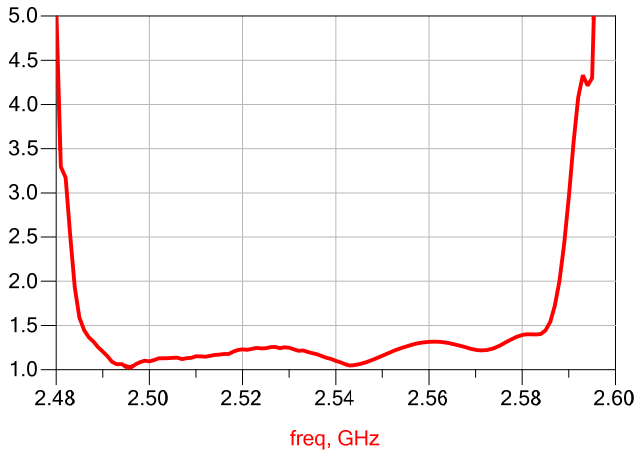


Figure7. TX Port VSWR

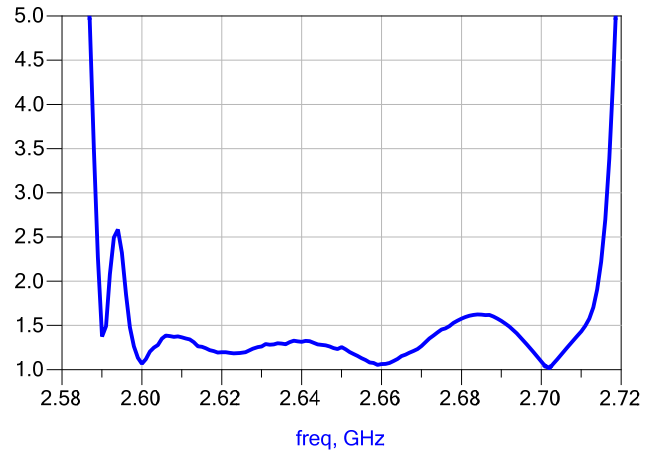


Figure8. RX Port VSWR

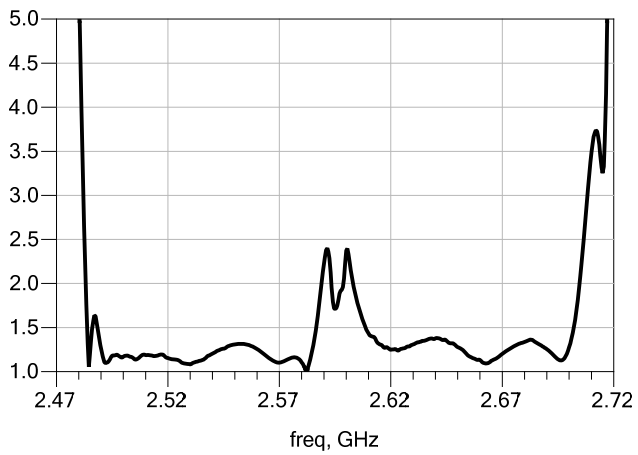


Figure9. Ant Port VSWR

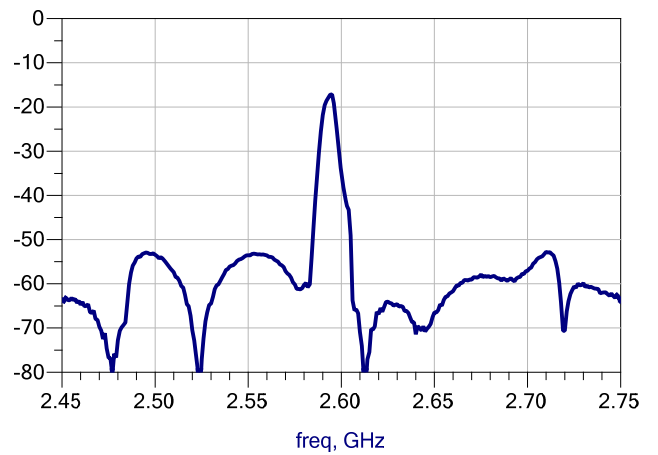
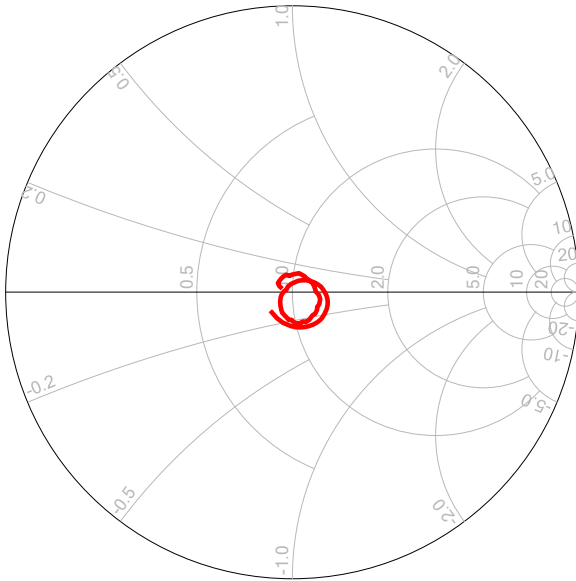


Figure10. TX - RX Isolation

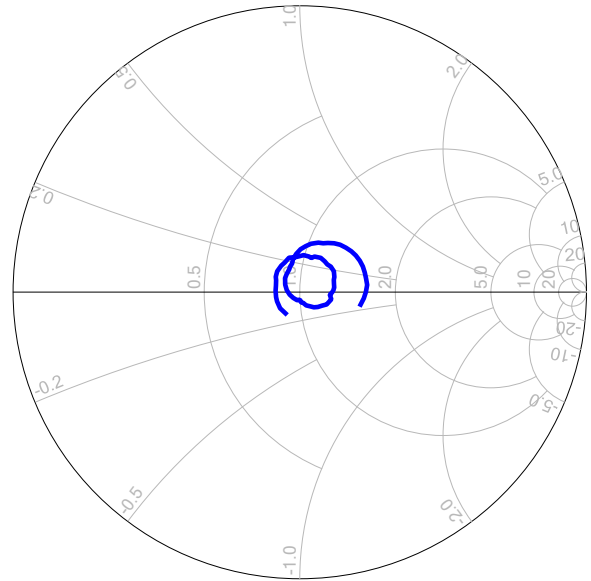


Typical Performance at Tc=25°C



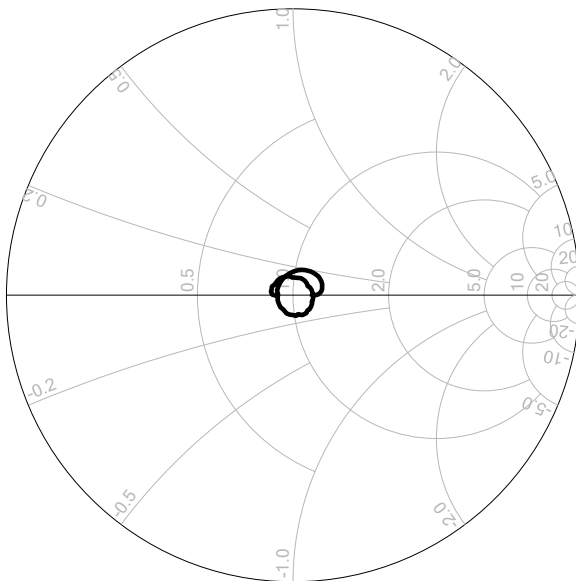
freq (2.500GHz to 2.570GHz)

Figure11. TX Smith Chart



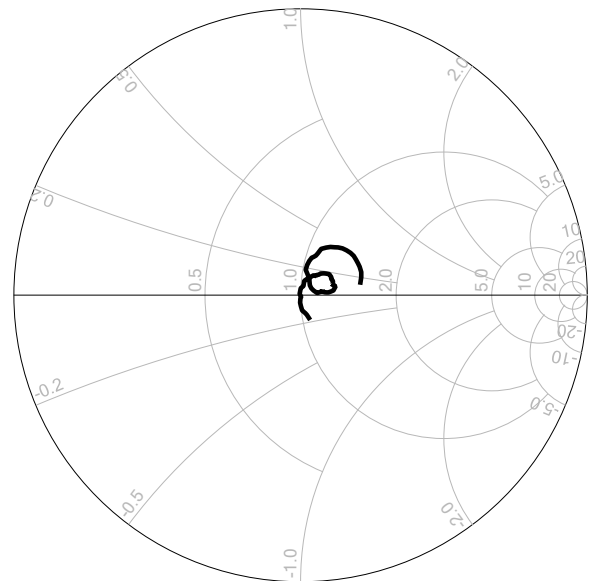
freq (2.620GHz to 2.690GHz)

Figure12. RX Smith Chart



freq (2.500GHz to 2.570GHz)

Figure13. Ant (Tx Pass Band) Smith Chart

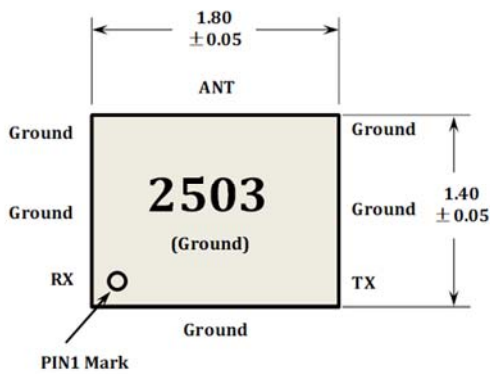


freq (2.620GHz to 2.690GHz)

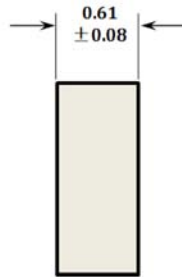
Figure14. Ant (Rx Pass Band) Smith Chart



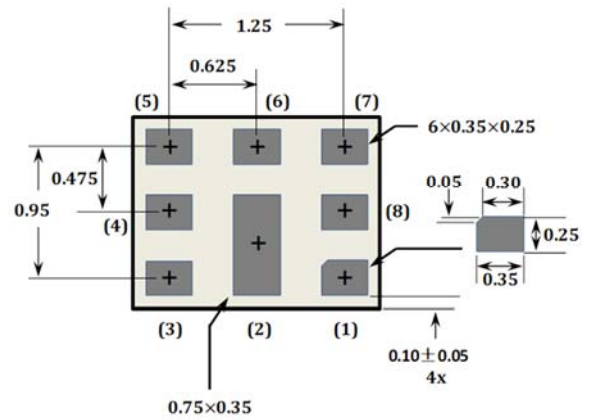
Package Outline



Top View



Side View



Bottom View

Note:

1. Dimension: mm
2. Dimensions nominal unless otherwise noted
3. Contact area are gold plated
4. Pad(1)(2) is single size, others are same size
5. 2503 is product code

No.	Function
1	Rx
3	Tx
6	Ant
2,4,5,7,8	Ground

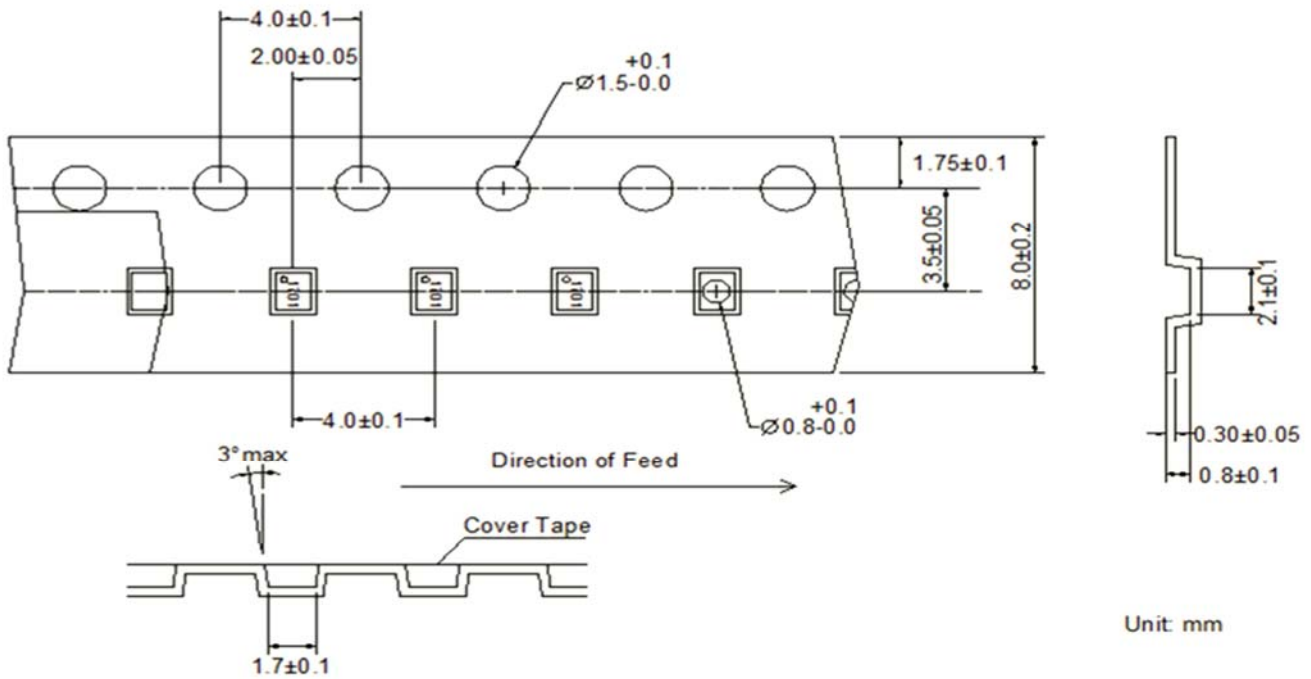
Order Information

P/N	Qty./Reel	Container
YTLD2503C	4000	7 inch Reel



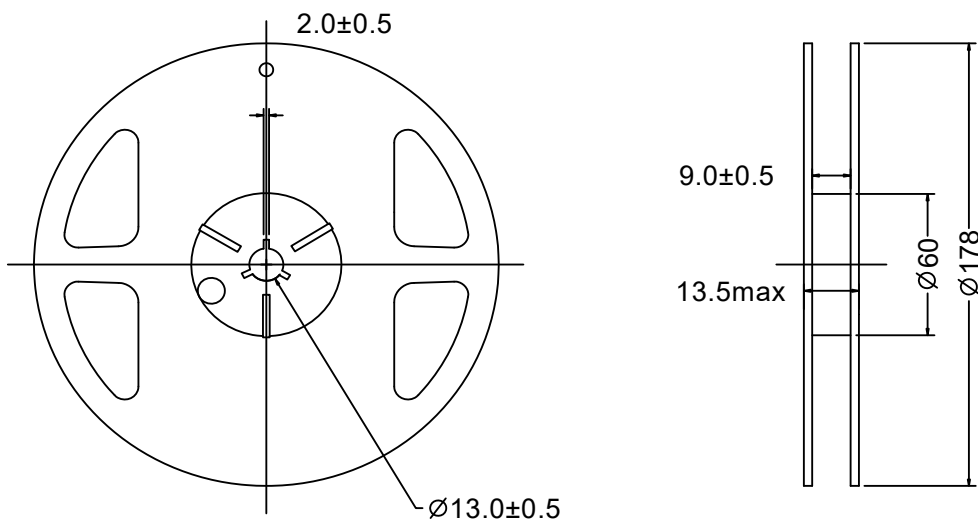
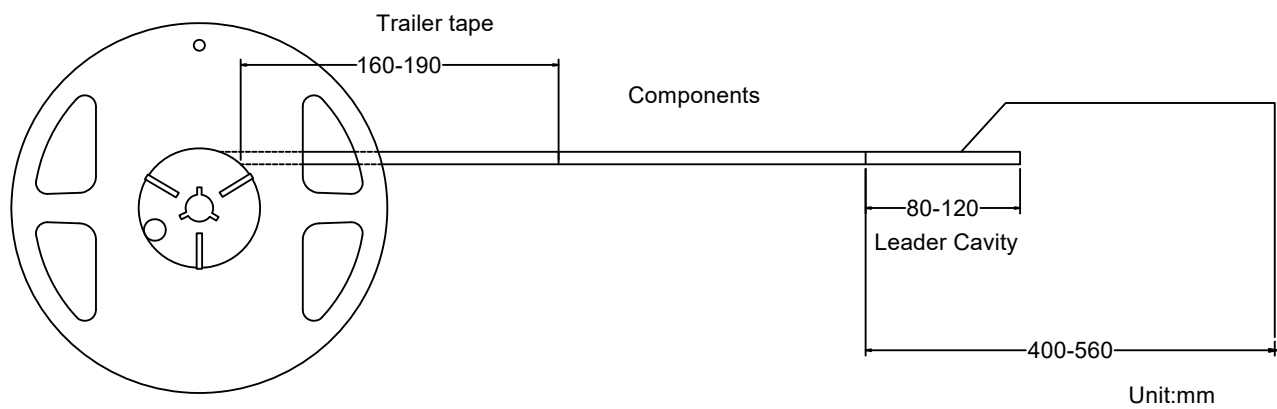
Packing

1. Tape Dimension

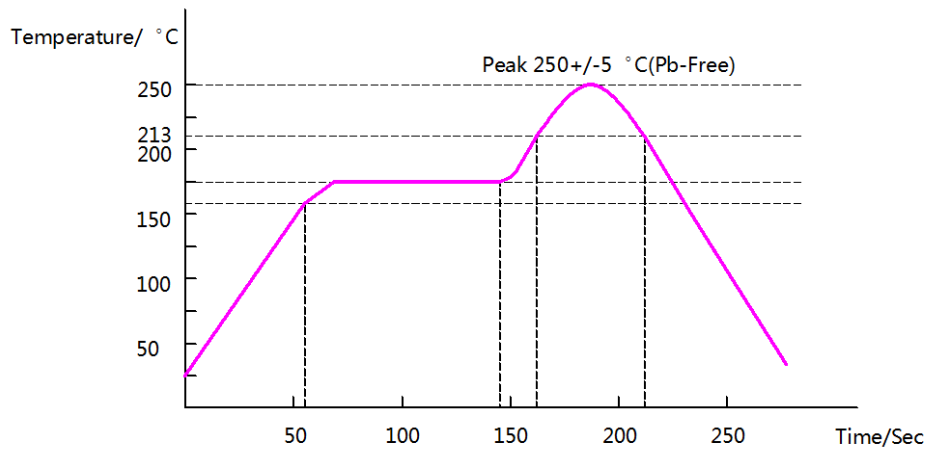


2. Reel Dimension

4000Pcs/Reel



Recommended Reflow Profile



X-ON Electronics

Largest Supplier of Electrical and Electronic Components

Click to view similar products for [Signal Conditioning](#) category:

Click to view products by [YTL](#) manufacturer:

Other Similar products are found below :

[MAPDCC0001](#) [MAPDCC0004](#) [PD0409J5050S2HF](#) [HHS-109-PIN](#) [AFS14A35-1591.50-T3](#) [DS-323-PIN](#) [DSS-313-PIN](#) [B39321R801H210](#)
[1A0220-3](#) [JP510S](#) [LFB212G45SG8C341](#) [LFB322G45SN1A504](#) [LFL182G45TC3B746](#) [SF2159E](#) [30057](#) [AFS1575.42S4-T](#) [FM-104-PIN](#)
[CER0813B](#) [MAPDCC0005](#) [3A325](#) [40287](#) [41180](#) [ATB3225-75032NCT](#) [BD0810N50100AHF](#) [JHS-115-PIN](#) [DC0710J5005AHF](#)
[DC2327J5005AHF](#) [43020](#) [LFB2H2G60BB1C106](#) [LFL15869MTC1B787](#) [X3C19F1-20S](#) [XC3500P-20S](#) [10013-20](#) [SF2194E](#)
[CDBLB455KCAX39-B0](#) [TGL2208-SM, EVAL](#) [RF1353C](#) [051157-0000](#) [PD0922J5050D2HF](#) [1E1305-3](#) [1F1304-3S](#) [1G1304-30](#)
[B0922J7575AHF](#) [10017-3](#) [TP-103-PIN](#) [BD1222J50200AHF](#) [BD1722J50100AHF](#) [2450DP39K5400E](#) [BD0810J50150AHF](#)
[BD1722J50200AHF](#)