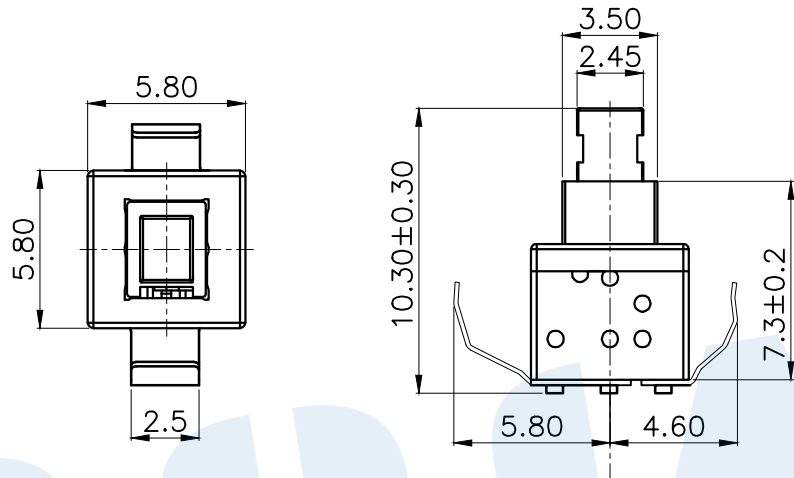
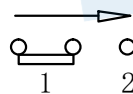
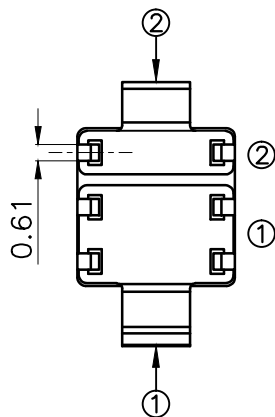
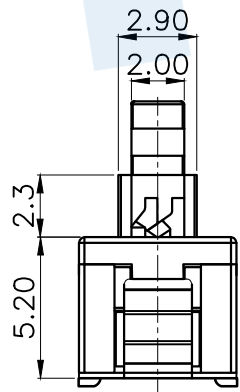
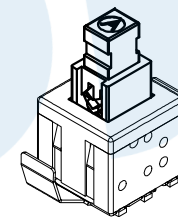
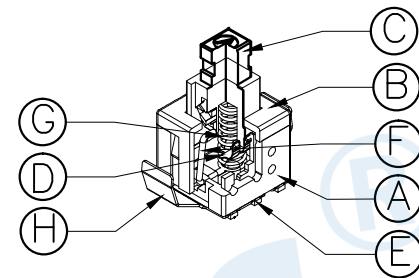
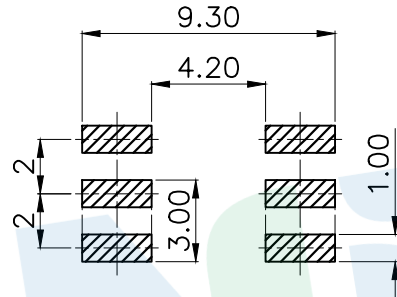


RoHS



PCB Layout(Pattern Side)



Circuit Diagram

NO.	Operating Type	Part No.	Operating force	Travel
1	Push To Lock	TK-6580K-1	180±50gf	2.0±0.2
2	Push No Sound No Lock	TK-6580K-2	180±50gf	2.0±0.2

NO.	Name	Number	Qty	Materil	Remarks
H	Contact pin contact	1		SUS	Natural
G	Spring	1		SUS	Natural
F	Crochet Needle	1		SUS	Natural
E	Terminal	6		Brass	Silvering
D	Reed	2		Phosphorus Copper	Silvering
C	Button	1		POM	White
B	Cover	1		POM	Black
A	Base	1		Nylon	Gray

YUANDI® Yuandi Electronics Co, Ltd

design	date	name	BUTTON SWITCH
Review	date	name	TK-6580K-□
Approved	date	name	

Drawing number: Proportion 1:1 unit mm gage number A4

modify Review Approved Tolerance not specified

X-ON Electronics

Largest Supplier of Electrical and Electronic Components

Click to view similar products for [Pushbutton Switches](#) category:

Click to view products by [Yuandi](#) manufacturer:

Other Similar products are found below :

[8971K1133](#) [LW1L-M1C10V-A](#) [LW2L-M1C20M-A](#) [M22-D-R-GB0/K11](#) [67081K512X](#) [701PB580](#) [7199K101](#) [810K12910](#) [810KSV30B](#)
[FLT 2U EE 01A](#) [MML21EA2ADK](#) [MML21KA3ABK](#) [MML23KA3AC05K-001](#) [MML23KW3AA01W](#) [8418K2](#) [8442K2](#) [8442K3](#) [8450K1](#)
[860K11911T01A](#) [861901](#) [861K11911T01A07](#) [861K13810T00A14](#) [861K13911](#) [8646AB6X718UL](#) [8646ABUL](#) [9001KXRK](#)
[9533CD4+U574+U4922](#) [95-414.000](#) [99-453.837](#) [PV3H2B0NN-341](#) [A22NZBGANGA](#) [A22NZBMMNGA](#) [A22NZBNANGA](#)
[A22NZMPATRA](#) [A2PMA1X03EC56](#) [A3A-7310](#) [A3A-7340](#) [A3U-TMW-A2C-5M](#) [12037A2ULCSA](#) [1203A2UL](#) [ABGW410-R](#) [ABN400-R](#)
[121382](#) [1213C3](#) [HE3B-M2](#) [121194](#) [1212MRA](#) [1232A6NF](#) [1241.1183.7047](#) [121489](#)