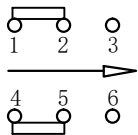
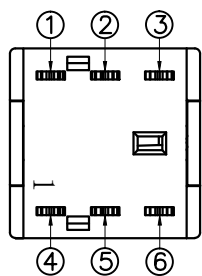
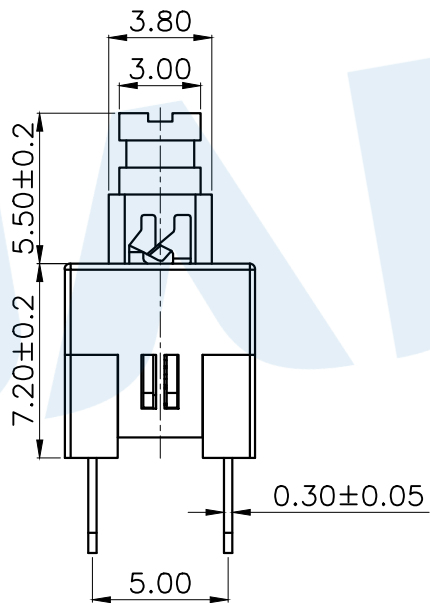
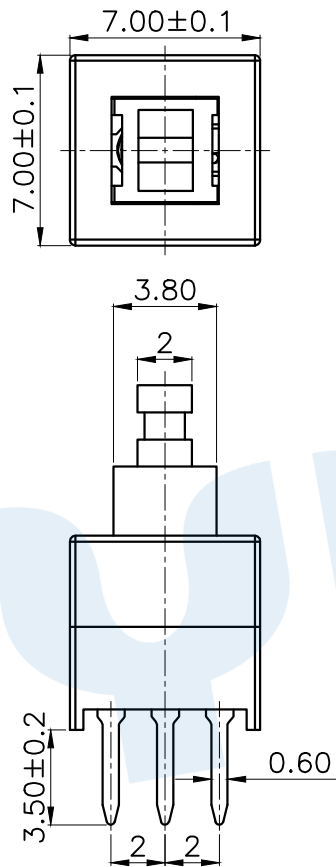
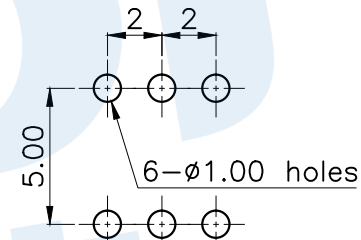
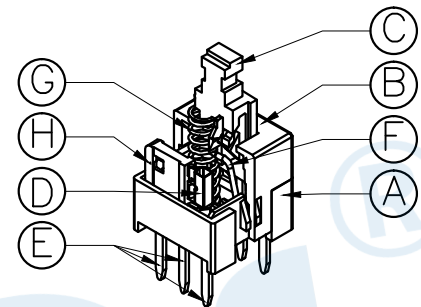
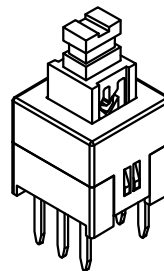


RoHS



Circuit Diagram



PCB Layout(Pattern Side)

NO.	Operating Type	Part No.	Operating force	Travel
1	Push To Lock	TK-6700-1	230±50gf	2.4±0.2
2	Push No Sound No Lock	TK-6700-2	230±50gf	2.4±0.2

(H)	Injection Terminal	2	Nylon	Black	
(C)	Spring	1	SUS	Natural	
(F)	Crochet Needle	1	SUS	Natural	
(E)	Terminal	6	Brass	Silvering	
(D)	Reed	2	Phosphorus Copper	Silvering	
(C)	Button	1	POM	Blue	
(B)	Cover	1	POM	White	
(A)	Base	1	PBT	Black	
NO.	Name	Number	Qty	Materil	Remarks

YUANDI® Yuandi Electronics Co, Ltd

design	date	name	BUTTON SWITCH
Review	date	name	TK-6700-□
Approved	date	name	

angle	±2'	design	date	name	BUTTON SWITCH
10~30	±0.30	Review	date	name	TK-6700-□
5~10	±0.20	Approved	date	name	
~ 5	±0.10	Drawing number:			
modify	Review	Approved	Tolerance not specified	Proportion	1:1
				unit	mm
				gape number	A4

X-ON Electronics

Largest Supplier of Electrical and Electronic Components

Click to view similar products for [Pushbutton Switches](#) category:

Click to view products by [Yuandi](#) manufacturer:

Other Similar products are found below :

[LW1L-M1C10V-A](#) [LW2L-A1C20M-GD](#) [LW2L-M1C20M-A](#) [60324L](#) [M7E-HRN2](#) [67021K512](#) [67081K512X](#) [701PB580](#) [719-5504-000](#)
[MDPSSGLFS](#) [810KSV30B](#) [MML21KA3ABK](#) [MML23KA3AC05K-001](#) [MML23KW3AA01W](#) [8418K2](#) [8646AB6X718UL](#) [8646ABUL](#)
[FSDWH](#) [9001KXRK](#) [9001T8BK](#) [9533CD4+U574+U4922](#) [1203MRA](#) [A22EM01S](#) [A595](#) [1202A6](#) [12037A2ULCSA](#) [1203A2UL](#) [ABD122N-](#)
[B](#) [1211390004](#) [ABN111-Y](#) [ABN400-R](#) [1211500044](#) [1211580012](#) [1212MRA](#) [1232A6NF](#) [RA3CSH6A](#) [1241.1183.7047](#) [1241.2511](#)
[1241.3428](#) [1223A2ULCSA](#) [1223MRA](#) [1232AX2119](#) [1241.1183.8000](#) [1241.1183.8029](#) [1241.2506](#) [1241.2606](#) [12MA6](#) [1301940184](#)
[RELBARF6X10\(PLASTIC\)](#) [13435AG](#)