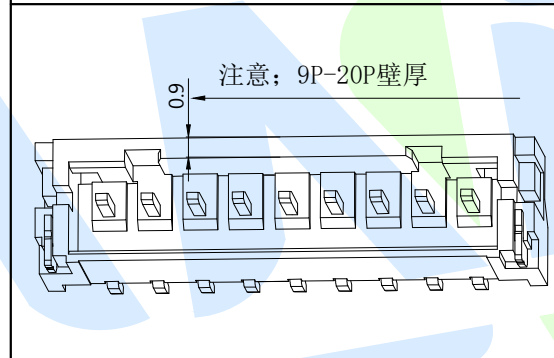
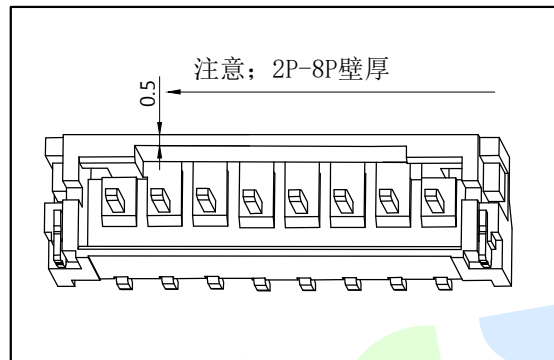
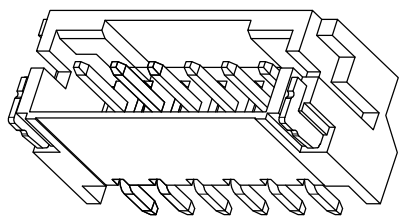
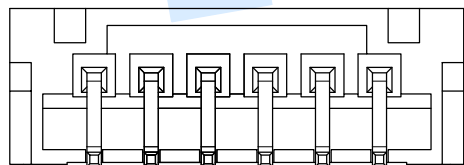
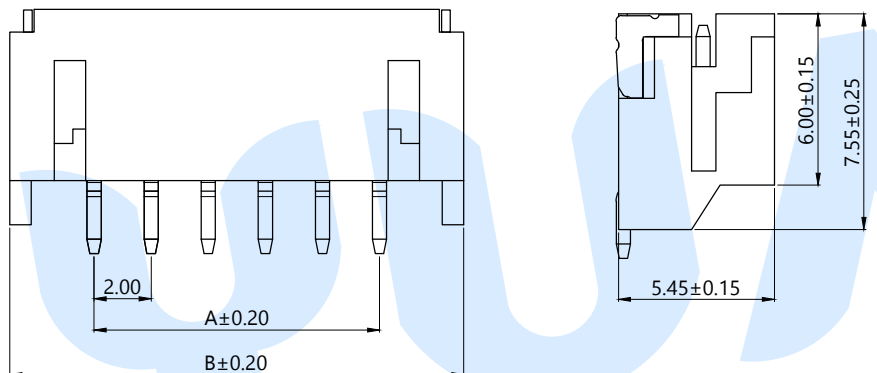
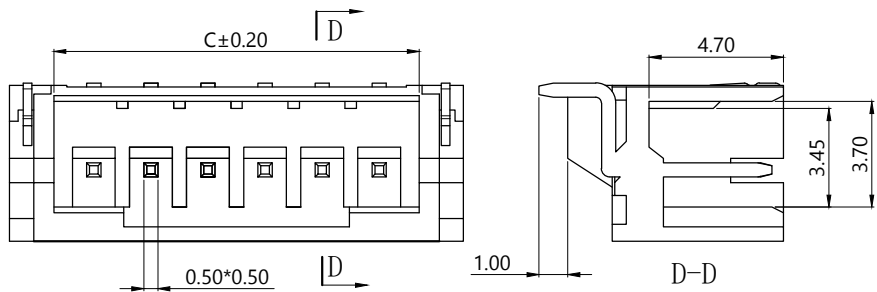


RoHS

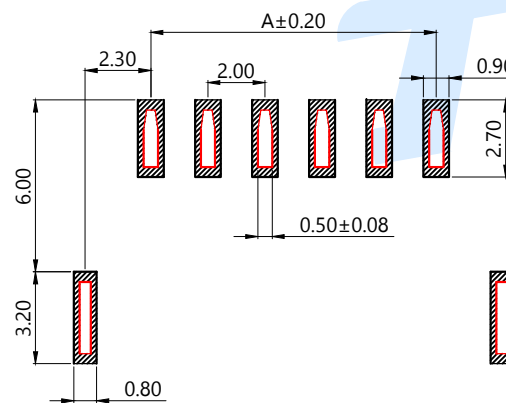


Model No.	Pin	A	B	C
WAFER-PH2.0-2PWT-W1	2	2.00	7.90	4.80
WAFER-PH2.0-3PWT-W1	3	4.00	9.90	6.80
WAFER-PH2.0-4PWT-W1	4	6.00	11.90	8.80
WAFER-PH2.0-5PWT-W1	5	8.00	13.90	10.80
WAFER-PH2.0-6PWT-W1	6	10.00	15.90	12.80
WAFER-PH2.0-7PWT-W1	7	12.00	17.90	14.80
WAFER-PH2.0-8PWT-W1	8	14.00	19.90	16.80
WAFER-PH2.0-9PWT-W1	9	16.00	21.90	18.80
WAFER-PH2.0-10PWT-W1	10	18.00	23.90	20.80
WAFER-PH2.0-11PWT-W1	11	20.00	25.90	22.80
WAFER-PH2.0-12PWT-W1	12	22.00	27.90	24.80
WAFER-PH2.0-13PWT-W1	13	24.00	29.90	26.80
WAFER-PH2.0-14PWT-W1	14	26.00	31.90	28.80
WAFER-PH2.0-15PWT-W1	15	28.00	33.90	30.80
WAFER-PH2.0-16PWT-W1	16	30.00	35.90	32.80
WAFER-PH2.0-17PWT-W1	17	32.00	37.90	34.80
WAFER-PH2.0-18PWT-W1	18	34.00	39.90	36.80
WAFER-PH2.0-19PWT-W1	19	36.00	41.90	38.80
WAFER-PH2.0-20PWT-W1	20	38.00	43.90	40.80

WAFER-PH2.0-□□PWT-W1 (-P=盘装, 非盘装不启用)

Specifications/技术规格:

- 1.Poles/线数: 2~20P
- 2.Wire range/适用线规: AGW 30#~24#
- 3.Applicable PC board thickness/适用PC板厚度: 0.8~1.6mm
- 4.Current rating/额定电流: 2.0A
- 5.Voltage rating/额定电压: 100V DC/AC
- 6.Insulation Resistance/绝缘电阻: 1000MΩ Min
- 7.Dielectric Withstanding/耐电压: 800V AC/minute
- 8.Contact Resistance/接触电阻: 20mΩ Max
- 9.Operating Temperature/工作温度: -25℃ to +85℃



适用线路板 (PCB LAYOUT)

Ⓒ	Soldering lug		1	Brass	Plating Sn
Ⓑ	Terminal			Brass	Plating Sn
Ⓐ	Housing		1	LCP	Off White
NO.	Name	Number	Qty	Materil	Remarks

YUANDI® Yuandi Electronics Co, Ltd
元迪

design	date	name	WAFER CONNECTOR
Review	date	model	WAFER-PH2.0-□□PWT-W1
Approved	date		

Drawing number: Proportion 1:1 unit mm gage number A4

modify Review Approved Tolerance not specified

angle	±2'
10~30	±0.30
5~10	±0.20
~ 5	±0.10

X-ON Electronics

Largest Supplier of Electrical and Electronic Components

Click to view similar products for [Headers & Wire Housings](#) category:

Click to view products by [Yuandi](#) manufacturer:

Other Similar products are found below :

[0015917161](#) [0022155065](#) [57102-F02-18ULF](#) [58102-G61-06LF](#) [582553-1](#) [01.001.5753.1](#) [0050291907](#) [02.125.8002.8](#) [609-3404](#) [61062-3](#)
[CSU011177004](#) [622-0430](#) [622-3653LF](#) [63453-116](#) [636-1030](#) [636-1427](#) [636-3427](#) [636-4007](#) [641938-9](#) [65495-038](#) [65692-001LF](#) [65781-018](#)
[65781-047](#) [65817-010LF](#) [65817-015LF](#) [67095-007LF](#) [67601157](#) [68631-112](#) [68645-018](#) [699319-000](#) [70.362.1628.0](#) [70-4210](#) [70-4226B](#) [70-](#)
[4853B](#) [71.350.2428.0](#) [733-134](#) [733-162](#) [760-3052](#) [MHR-64-VUAL](#) [80.063.4001.1](#) [800-90-001-10-001000](#) [801-43-002-10-013000](#)
[801-43-006-10-002000](#) [803-43-024-10-001000](#) [803-93-012-10-001000](#) [8-1437020-4](#) [819-22-004-30-001101](#) [820-22-006-30-001101](#)
[820-22-008-30-001101](#) [821-22-002-10-001101](#)