



YUXIN TECHNOLOGY CO., LTD.

SIM-ANPPLE AND BETTER SOLUTIONS

VER: 2.0

DATE: 2016.2.12

YUXINUCT: Power Inductor

SERIES: YXMBL201610P

PACKAGING DIM-ANPENSION: [Unit: MM]



| | |
|---|---------|
| L | 2.0±0.2 |
| W | 1.6±0.2 |
| T | 1.0 MAX |
| E | 0.5±0.3 |
| A | 1.6 |
| B | 0.9 |
| C | 2.0 |

GENERAL SPECIFICATIONS:

**RoHS
COMPLIANT**

| P/N | L0 | DCR(mΩ) | | Heat Rating | Saturation |
|--------------------------|------------|-----------|-------|-------------|------------|
| | Inductance | | | Current | Current |
| | μH ±20% | 【Typical】 | 【Max】 | Idc (Amp) | Isat (Amp) |
| | 1MHz/1V | | | Typical | Typical |
| YXMBL201610P-R24M-ANP-BM | 0.24 | 17 | 21 | 5.0 | 5.6 |
| YXMBL201610P-R33M-ANP-BM | 0.33 | 24 | 29 | 4.1 | 5.0 |
| YXMBL201610P-R47M-ANP-BM | 0.47 | 33 | 40 | 3.5 | 4.4 |
| YXMBL201610P-R68M-ANP-BM | 0.68 | 41 | 49 | 3.4 | 3.7 |
| YXMBL201610P-1R0M-ANP-BM | 1.00 | 60 | 69 | 2.6 | 2.9 |
| YXMBL201610P-1R5M-ANP-BM | 1.50 | 114 | 129 | 2.0 | 2.5 |
| YXMBL201610P-2R2M-ANP-BM | 2.20 | 135 | 150 | 1.7 | 1.9 |

©All test Data is referenced to 25°C ambient

©Typical Heat Rating DC Current would cause an approximately ΔT of 40°C

© Typical Saturation DC Current would cause Lo to drop approximately 30%

△ Operating Temperature Range: -40°C to +125°C



YUXINUCT: Power Inductor

SERIES: YXMBL252010P

PACKAGING DIM-ANPENSION: [Unit: MM]



| | |
|---|---------|
| L | 2.5±0.2 |
| W | 2.0±0.2 |
| T | 1.0 MAX |
| E | 0.6±0.3 |
| A | 2.0 |
| B | 1.2 |
| C | 2.8 |

GENERAL SPECIFICATIONS:

RoHS
COMPLIANT

| P/N | L0 Inductance μH ±20% 1MHz/1V | DCR(mΩ) | | Heat Rating | Saturation |
|--------------------------|--|-----------|-------|-------------|------------|
| | | 【Typical】 | 【Max】 | Current | Current |
| | | | | Idc (Amp) | Isat (Amp) |
| | | | | Typical | Typical |
| YXMBL252010P-R22M-ANP-BM | 0.22 | 9.0 | 12.5 | 5.9 | 7.9 |
| YXMBL252010P-R33M-ANP-BM | 0.33 | 21.0 | 26.0 | 4.4 | 6.6 |
| YXMBL252010P-R47M-ANP-BM | 0.47 | 27.0 | 32.0 | 3.9 | 5.0 |
| YXMBL252010P-R68M-ANP-BM | 0.68 | 37.0 | 44.0 | 3.4 | 4.3 |
| YXMBL252010P-1R0M-ANP-BM | 1.00 | 45.0 | 54.0 | 3.0 | 3.5 |
| YXMBL252010P-1R5M-ANP-BM | 1.50 | 76.0 | 91.0 | 2.5 | 2.6 |
| YXMBL252010P-2R2M-ANP-BM | 2.20 | 99.0 | 119.0 | 2.3 | 2.4 |
| YXMBL252010P-4R7M-ANP-BM | 4.70 | 220.0 | 262.0 | 1.36 | 1.8 |

©All test Data is referenced to 25°C ambient

©Typical Heat Rating DC Current would cause an approximately ΔT of 40°C

© Typical Saturation DC Current would cause Lo to drop approximately 30%

△ Operating Temperature Range: -40°C to +125°C



YUXIN TECHNOLOGY CO., LTD.

SIM-ANPPLE AND BETTER SOLUTIONS

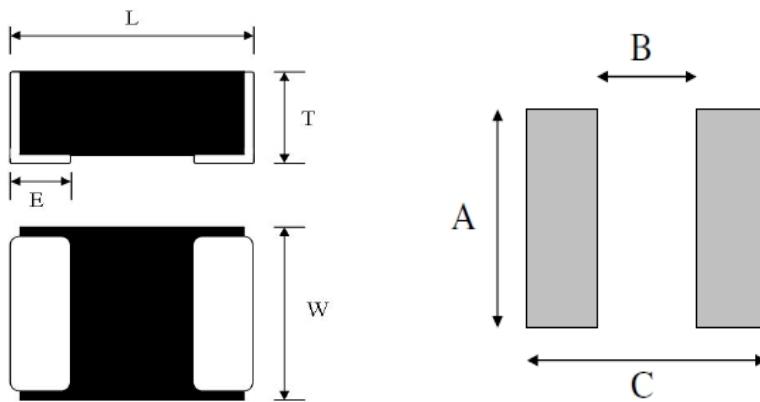
VER: 2.0

DATE: 2016.2.12

YUXINUCT: Power Inductor

SERIES: YXMBL252012P

PACKAGING DIM-ANPENSION: [Unit: MM]



| | |
|---|---------|
| L | 2.5±0.2 |
| W | 2.0±0.2 |
| T | 1.2 MAX |
| E | 0.6±0.3 |
| A | 2.0 |
| B | 1.2 |
| C | 2.8 |

GENERAL SPECIFICATIONS:

**RoHS
COMPLIANT**

| P/N | L0 Inductance μH ±20% 1MHz/1V | DCR(mΩ) | | Heat Rating | Saturation |
|--------------------------|--|-----------|-------|-------------|------------|
| | | 【Typical】 | 【Max】 | Current | Current |
| | | | | Idc (Amp) | Isat (Amp) |
| | | | | Typical | Typical |
| YXMBL252012P-R47M-ANP-BM | 0.47 | 21 | 25 | 4.6 | 5.3 |
| YXMBL252012P-R68M-ANP-BM | 0.68 | 29 | 35 | 3.7 | 5.0 |
| YXMBL252012P-1R0M-ANP-BM | 1.00 | 41 | 49 | 3.5 | 4.4 |
| YXMBL252012P-1R5M-ANP-BM | 1.50 | 64 | 77 | 2.5 | 3.2 |
| YXMBL252012P-2R2M-ANP-BM | 2.20 | 85 | 98 | 2.27 | 3.0 |
| YXMBL252012P-4R7M-ANP-BM | 4.70 | 196 | 235 | 1.61 | 1.9 |

©All test Data is referenced to 25°C ambient

©Typical Heat Rating DC Current would cause an approximately ΔT of 40°C

© Typical Saturation DC Current would cause Lo to drop approximately 30%

△ Operating Temperature Range: -40°C to +125°C



YUXIN TECHNOLOGY CO., LTD.

SIM-ANPPLE AND BETTER SOLUTIONS

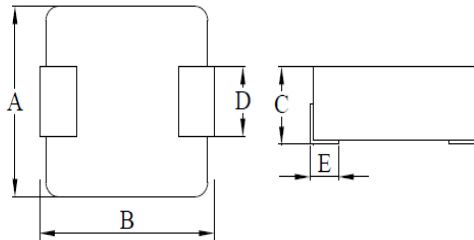
VER: 2.0

DATE: 2016.2.12

YUXINUCT: Power Inductor

SERIES: YXMAA0412

PACKAGING DIM-ANPENSION: [Unit: MM]



| | |
|---|----------|
| A | 4.2±0.25 |
| B | 4.4±0.35 |
| C | 1.2 MAX |
| D | 1.5±0.3 |
| E | 0.8±0.3 |

GENERAL SPECIFICATIONS:

**RoHS
COMPLIANT**

| P/N | L0 Inductance μH ±20% @0A | DCR(mΩ) | | Heat Rating | Saturation |
|--------------------|------------------------------------|-----------|-------|----------------------|-----------------------|
| | | 【Typical】 | 【Max】 | Current | Current |
| | | | | Idc (Amp) Typical | Isat (Amp) Typical |
| YXMAA0412-R33M-ANP | 0.33 | 17.0 | 19.0 | 6.5 | 8.4 |
| YXMAA0412-R47M-ANP | 0.47 | 19.0 | 21.0 | 6.0 | 6.8 |
| YXMAA0412-R68M-ANP | 0.68 | 32.0 | 36.0 | 4.7 | 6.0 |
| YXMAA0412-1R0M-ANP | 1.00 | 43.0 | 47.0 | 4.5 | 5.5 |
| YXMAA0412-1R5M-ANP | 1.50 | 68.0 | 75.0 | 3.3 | 4.0 |
| YXMAA0412-2R2M-ANP | 2.20 | 79.4 | 83.5 | 2.75 | 3.5 |
| YXMAA0412-4.7M-ANP | 4.70 | 170.0 | 195.0 | | 2.8 |

©All test Data is referenced to 25°C ambient

©Typical Heat Rating DC Current would cause an approximately ΔT of 40°C

© Typical Saturation DC Current would cause Lo to drop approximately 30%

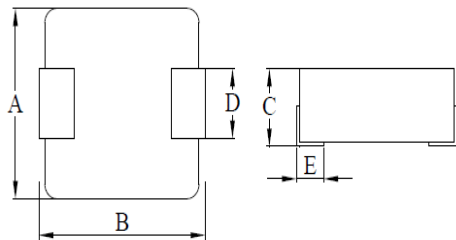
△ Operating Temperature Range: -25°C to +125°C



YUXINUCT: Power Inductor

SERIES: YXMAA0402

PACKAGING DIM-ANPENSION: [Unit: M-ANPM-ANP]



| | |
|---|-----------|
| A | 4.05±0.25 |
| B | 4.45±0.25 |
| C | 2.0 MAX |
| D | 1.5±0.3 |
| E | 0.8±0.3 |

GENERAL SPECIFICATIONS:

**RoHS
COMPLIANT**

| P/N | L0 Inductance μH ±20% @0A | DCR(mΩ) | | Heat Rating | Saturation |
|---------------------|------------------------------------|-----------|-------|-------------|------------|
| | | 【Typical】 | 【Max】 | Current | Current |
| | | | | Idc (Amp) | Isat (Amp) |
| | | | | Typical | Typical |
| YXMAA0402-R10M-ANP | 0.10 | 3.5 | 4.0 | 12.0 | 22.0 |
| YXMAA0402-R22M-ANP | 0.22 | 6.0 | 6.6 | 9.0 | 12.5 |
| YXMAA0402-R33M-ANP | 0.33 | 9.6 | 13.0 | 8.0 | 12.0 |
| YXMAA0402-R47M-ANP | 0.47 | 12.5 | 14.0 | 7.0 | 9.5 |
| YXMAA0402-R56M-ANP | 0.56 | 14.0 | 16.0 | 6.5 | 10.0 |
| YXMAA0402-R68M-ANP | 0.68 | 16.0 | 18.0 | 6.0 | 9.0 |
| YXMAA0402-1R0M-ANP | 1.00 | 24.0 | 27.0 | 4.5 | 7.0 |
| YXMAA0402-1R2M-ANP | 1.20 | 24.0 | 27.0 | 4.5 | 7.0 |
| YXMAA0402-1R5M-ANP | 1.50 | 38.0 | 46.0 | 4.0 | 6.0 |
| YXMAA0402-2R2M-ANP | 2.20 | 52.0 | 58.0 | 3.0 | 5.0 |
| YXMAA0402-3R3M-ANP | 3.30 | 74.0 | 87.0 | 2.5 | 4.0 |
| YXMAA0402-4R7M-ANP | 4.70 | 98.0 | 110.0 | 2.0 | 3.5 |
| YXMAA0402-6R8M-ANP | 6.80 | 160.0 | 175.0 | 1.5 | 2.5 |
| YXMAA0402-100M-ANP | 10.00 | 256.0 | 282.0 | 1.2 | 2.2 |
| YXMAA0402A-6R8M-ANP | 6.80 | 120.0 | 135.0 | 1.6 | 2.5 |

©All test Data is referenced to 25°C ambient

©Typical Heat Rating DC Current would cause an approximately ΔT of 40°C

© Typical Saturation DC Current would cause Lo to drop approximately 30%

Δ Operating Temperature Range: -25°C to +125°C



YUXIN TECHNOLOGY CO., LTD.

SIMPLE AND BETTER SOLUTIONS

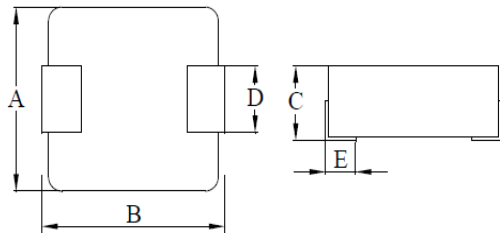
VER: 2.0

DATE: 2016.4.15

YUXINUCT: Power Inductor

SERIES: YXMAA0518

PACKAGING DIMENSION: [Unit: mm]



| | |
|---|---------|
| A | 5.2±0.3 |
| B | 5.4±0.3 |
| C | 1.8MAX |
| D | 2.2±0.3 |
| E | 1.2±0.2 |

GENERAL SPECIFICATIONS:

**RoHS
COMPLIANT**

| P/N | L0 Inductance μH ±20% @0A | DCR(mΩ) | | Heat Rating | Saturation |
|--------------------|------------------------------------|-----------|-------|-----------------------|------------------------|
| | | 【Typical】 | 【Max】 | Current | Current |
| | | | | Idc (Amp) Typ./Max | Isat (Amp) Typ./Max |
| YXMAA0518-R47M-ANP | 0.47 | 7.6 | 8.5 | 11.0/10.0 | 16.0/15.5 |
| YXMAA0518-R56M-ANP | 0.56 | 8.0 | 10.0 | 10.0/9.5 | 15.5/15.0 |
| YXMAA0518-R68M-ANP | 0.68 | 12.0 | 14.0 | 9.0/8.0 | 13.0/11.2 |
| YXMAA0518-1R0M-ANP | 1.00 | 15.0 | 18.0 | 8.5/7.5 | 10.0/8.6 |
| YXMAA0518-1R2M-ANP | 1.20 | 17.0 | 20.0 | 7.5/6.5 | 9.5/8.0 |
| YXMAA0518-1R5M-ANP | 1.50 | 23.0 | 28.0 | 6.2/5.5 | 9.0/7.2 |
| YXMAA0518-2R2M-ANP | 2.20 | 30.0 | 35.0 | 5.2/4.7 | 7.0/6.0 |
| YXMAA0518-3R3M-ANP | 3.30 | 45.0 | 52.0 | 4.7/4.5 | 5.5/4.8 |
| YXMAA0518-4R7M-ANP | 4.70 | 70.0 | 81.0 | 3.5/3.2 | 4.5/3.9 |
| YXMAA0518-6R8M-ANP | 6.80 | 103.0 | 125.0 | 2.9/2.6 | 3.6/3.4 |
| YXMAA0518-8R2M-ANP | 8.20 | 131.0 | 145.0 | 2.6/2.4 | 3.5/3.0 |
| YXMAA0518-100M-ANP | 10.00 | 139.0 | 154.0 | 2.5/2.3 | 3.3/2.8 |

©All test Data is referenced to 25°C ambient

©Typical Heat Rating DC Current would cause an approximately ΔT of 40°C

© Typical Saturation DC Current would cause Lo to drop approximately 30%

△ Operating Temperature Range: -25°C to +125°C



YUXIN TECHNOLOGY CO., LTD.

SIMPLE AND BETTER SOLUTIONS

VER: 2.0

DATE: 2016.3.14

YUXINUCT: Power Inductor

SERIES: YXMAC0502

PACKAGING DIMENSION: [Unit: mm]



| | |
|---|---------|
| A | 5.0±0.4 |
| B | 5.5MAX |
| C | 2.0MAX |
| D | 2.2±0.3 |
| E | 1.3±0.3 |

GENERAL SPECIFICATIONS:

**RoHS
COMPLIANT**

| P/N | L0 Inductance μH ±20% @0A | DCR(mΩ) | | Heat Rating | Saturation |
|----------------------|------------------------------------|-----------|-------|-------------------|--------------------|
| | | 【Typical】 | 【Max】 | Current | Current |
| | | | | Idc (Amp) Typ. | Isat (Amp) Typ. |
| YXMAC0502-1R0M-ANP/F | 1.00 | 19.0 | 22.0 | 6.0 | 11.0 |
| YXMAC0502-1R5M-ANP/F | 1.50 | 30.0 | 40.0 | 4.2 | 8.5 |
| YXMAC0502-2R2M-ANP/F | 2.20 | 46.0 | 50.0 | 3.0 | 6.8 |
| YXMAC0502-3R3M-ANP/F | 3.30 | 76.0 | 90.0 | 3.0 | 6.0 |
| YXMAC0502-4R7M-ANP/F | 4.70 | 90.0 | 110.0 | 2.2 | 4.0 |
| YXMAC0502-6R8M-ANP/F | 6.80 | 130.0 | 150.0 | 2.0 | 3.5 |
| YXMAC0502-100M-ANP/F | 10.00 | 178.0 | 190.0 | 1.5 | 3.0 |

©All test Data is referenced to 25°C ambient

©Typical Heat Rating DC Current would cause an approximately ΔT of 40°C

© Typical Saturation DC Current would cause Lo to drop approximately 30%

△ Operating Temperature Range: -25°C to +125°C



YUXIN TECHNOLOGY CO., LTD.

SIMPLE AND BETTER SOLUTIONS

VER: 2.0

DATE: 2016.3.12

YUXINUCT: Power Inductor

SERIES: YXMAA0503

PACKAGING DIMENSION: [Unit: mm]



| | |
|---|---------|
| A | 5.2±0.3 |
| B | 5.4±0.3 |
| C | 3.0MAX |
| D | 2.2±0.3 |
| E | 1.2±0.2 |

GENERAL SPECIFICATIONS:

**RoHS
COMPLIANT**

| P/N | L0 Inductance μH ±20% @0A | DCR(mΩ) | | Heat Rating | Saturation |
|--------------------|------------------------------------|-----------|-------|-------------|------------|
| | | 【Typical】 | 【Max】 | Current | Current |
| | | | | Idc (Amp) | Isat (Amp) |
| | | | | Typ. | Typ. |
| YXMAA0503-R20M-ANP | 0.20 | 3.5 | 3.9 | 18.0 | 14.5 |
| YXMAA0503-R47M-ANP | 0.47 | 7.4 | 8.5 | 13.5 | 12.0 |
| YXMAA0503-R68M-ANP | 0.68 | 11.0 | 12.0 | 8.5 | 14.0 |
| YXMAA0503-1R0M-ANP | 1.00 | 13.0 | 14.0 | 7.0 | 11.0 |
| YXMAA0503-1R2M-ANP | 1.20 | 15.0 | 16.0 | 6.5 | 11.0 |
| YXMAA0503-1R5M-ANP | 1.50 | 20.0 | 25.0 | 6.0 | 8.5 |
| YXMAA0503-2R2M-ANP | 2.20 | 25.0 | 29.0 | 5.5 | 7.5 |
| YXMAA0503-3R3M-ANP | 3.30 | 32.0 | 38.0 | 5.0 | 6.0 |
| YXMAA0503-4R7M-ANP | 4.70 | 50.0 | 60.0 | 3.5 | 5.0 |
| YXMAA0503-6R8M-ANP | 6.80 | 75.0 | 90.0 | 3.0 | 4.0 |
| YXMAA0503-100M-ANP | 10.00 | 110.0 | 125.0 | 2.5 | 3.5 |

©All test Data is referenced to 25°C ambient

©Typical Heat Rating DC Current would cause an approximately ΔT of 40°C

© Typical Saturation DC Current would cause Lo to drop approximately 30%

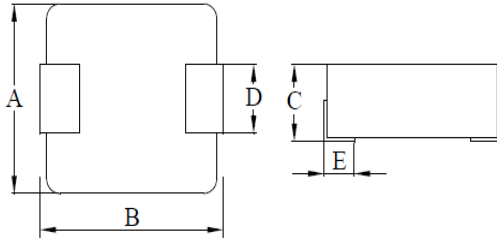
△ Operating Temperature Range: -25°C to +125°C



YUXINUCT: Power Inductor

SERIES: YXMAA0618

PACKAGING DIMENSION: [Unit: mm]



| | |
|---|---------|
| A | 6.6±0.3 |
| B | 7.1±0.3 |
| C | 1.8MAX |
| D | 3.0±0.3 |
| E | 1.6±0.5 |

GENERAL SPECIFICATIONS:

RoHS
COMPLIANT

| P/N | L0 Inductance μH ±20% @0A | DCR(mΩ) | | Heat Rating | Saturation |
|--------------------|------------------------------------|-----------|-------|-------------|------------|
| | | 【Typical】 | 【Max】 | Current | Current |
| | | | | Idc (Amp) | Isat (Amp) |
| | | | | Typ. | Typ. |
| YXMAA0618-R10M-ANF | 0.10 | 3.0 | 3.5 | 18.0 | 40.0 |
| YXMAA0618-R15M-ANF | 0.15 | 4.7 | 5.2 | 15.0 | 38.0 |
| YXMAA0618-R22M-ANF | 0.22 | 5.3 | 5.7 | 14.0 | 26.0 |
| YXMAA0618-R33M-ANF | 0.33 | 6.6 | 7.0 | 12.0 | 18.0 |
| YXMAA0618-R47M-ANF | 0.47 | 8.4 | 9.3 | 11.0 | 18.0 |
| YXMAA0618-R68M-ANF | 0.68 | 12.7 | 13.9 | 9.0 | 17.0 |
| YXMAA0618-R82M-ANF | 0.82 | 13.8 | 15.9 | 8.0 | 17.0 |
| YXMAA0618-1R0M-ANF | 1.00 | 17.5 | 18.3 | 7.0 | 14.0 |
| YXMAA0618-1R5M-ANF | 1.50 | 32.6 | 34.0 | 4.0 | 11.5 |
| YXMAA0618-2R2M-ANF | 2.20 | 40.3 | 46.0 | 3.75 | 11.0 |
| YXMAA0618-2R5M-ANF | 2.50 | 49.9 | 52.4 | 3.5 | 10.4 |
| YXMAA0618-3R3M-ANF | 3.30 | 56.2 | 60.1 | 3.25 | 10.0 |
| YXMAA0618-4R7M-ANF | 4.70 | 76.6 | 78.0 | 3.0 | 8.0 |

©All test Data is referenced to 25°C ambient

©Typical Heat Rating DC Current would cause an approximately ΔT of 40°C

© Typical Saturation DC Current would cause Lo to drop approximately 30%

△ Operating Temperature Range: -55°C to +125°C



YUXIN TECHNOLOGY CO., LTD.

SIMPLE AND BETTER SOLUTIONS

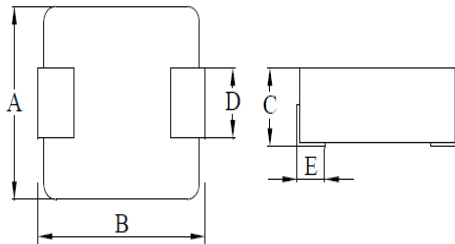
VER: 2.0

DATE: 2016.1.12

YUXINUCT: Power Inductor

SERIES: YXMAA0618T

PACKAGING DIMENSION: [Unit: mm]



| | |
|---|---------|
| A | 6.6±0.3 |
| B | 7.1±0.3 |
| C | 1.8MAX |
| D | 3.0±0.3 |
| E | 1.6±0.5 |

GENERAL SPECIFICATIONS:

**RoHS
COMPLIANT**

| P/N | L0 Inductance μH ±20% @0A | DCR(mΩ) | | Heat Rating | Saturation |
|---------------------|------------------------------------|-----------|-------|-------------|------------|
| | | 【Typical】 | 【Max】 | Current | Current |
| | | | | Idc (Amp) | Isat (Amp) |
| | | | | Typ. | Typ. |
| YXMAA0618T-R10M-ANF | 0.10 | 2.0 | 2.5 | 18.0 | 45.0 |
| YXMAA0618T-R33M-ANF | 0.33 | 5.2 | 6.8 | 12.0 | 22.0 |
| YXMAA0618T-R47M-ANF | 0.47 | 7.3 | 8.4 | 11.0 | 18.0 |
| YXMAA0618T-R68M-ANF | 0.68 | 10.8 | 12.7 | 9.0 | 17.0 |
| YXMAA0618T-1R0M-ANF | 1.00 | 14.5 | 17.0 | 7.0 | 14.0 |
| YXMAA0618T-2R0M-ANF | 2.00 | 28.0 | 32.0 | 6.0 | 13.0 |
| YXMAA0618T-2R2M-ANF | 2.20 | 31.0 | 35.0 | 6.0 | 13.0 |
| YXMAA0618T-3R3M-ANF | 3.30 | 56.0 | 60.0 | 3.5 | 10.0 |
| YXMAA0618T-4R7M-ANF | 4.70 | 68.0 | 72.0 | 3.5 | 5.0 |
| YXMAA0618T-6R8M-ANF | 6.80 | 101.0 | 110.0 | 2.8 | 3.5 |

©All test Data is referenced to 25°C ambient

©Typical Heat Rating DC Current would cause an approximately ΔT of 40°C

© Typical Saturation DC Current would cause Lo to drop approximately 30%

△ Operating Temperature Range: -55°C to +125°C



YUXIN TECHNOLOGY CO., LTD.

SIMPLE AND BETTER SOLUTIONS

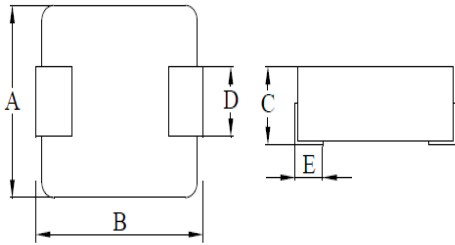
VER: 2.0

DATE: 2016.3.12

YUXINUCT: Power Inductor

SERIES: YXMBO0624

PACKAGING DIMENSION: [Unit: mm]



| | |
|---|---------|
| A | 6.6±0.3 |
| B | 7.4MAX |
| C | 2.4MAX |
| D | 3.0±0.3 |
| E | 1.5±0.3 |

GENERAL SPECIFICATIONS:

**RoHS
COMPLIANT**

| P/N | L0 Inductance μH ±20% @0A | DCR(mΩ) | | Heat Rating | Saturation |
|-----------------------|------------------------------------|-----------|-------|-------------------|--------------------|
| | | 【Typical】 | 【Max】 | Current | Current |
| | | | | Idc (Amp) Typ. | Isat (Amp) Typ. |
| YXMBO0624-R22M-ANP-AA | 0.22 | 2.8 | 3.0 | 21.0 | 34.0 |
| YXMBO0624-R47M-ANP | 0.47 | 4.6 | 5.1 | 15.0 | 22.0 |
| YXMBO0624-R68M-ANP | 0.68 | 6.8 | 8.7 | 11.0 | 18.0 |
| YXMBO0624-1R0M-ANP-AA | 1.00 | 13.1 | 14.2 | 9.0 | 16.0 |
| YXMBO0624-2R2M-ANP-AA | 2.20 | 28.0 | 34.0 | 6.5 | 14.0 |
| YXMBO0624-3R3M-ANP | 3.30 | 36.5 | 52.0 | 5.5 | 9.0 |
| YXMBO0624-4R7M-ANP-AA | 4.70 | 45.2 | 63.0 | 4.5 | 9.0 |
| YXMBO0624-6R8M-ANP-AA | 6.80 | 72.5 | 95.0 | 3.6 | 7.0 |
| YXMBO0624-100M-ANP | 10.00 | 115.0 | 129.0 | 3.1 | 4.0 |

©All test Data is referenced to 25°C ambient

©Typical Heat Rating DC Current would cause an approximately ΔT of 40°C

©Typical Saturation DC Current would cause Lo to drop approximately 30%

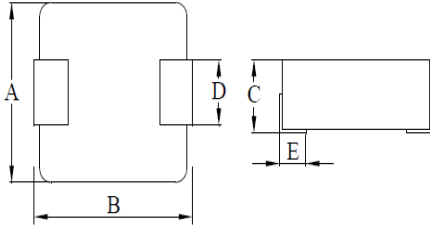
△ Operating Temperature Range: -25°C to +125°C



YUXINUCT: Power Inductor

SERIES: YXMAA0603

PACKAGING DIMENSION: [Unit: mm]



| | |
|---|---------|
| A | 6.6±0.3 |
| B | 7.1±0.3 |
| C | 3.0MAX |
| D | 3.0±0.3 |
| E | 1.6±0.5 |

GENERAL SPECIFICATIONS:

**RoHS
COMPLIANT**

| P/N | L0 Inductance μH ±20% @0A | DCR(mΩ) | | Heat Rating | Saturation |
|----------------------|------------------------------------|-----------|-------|-------------------|--------------------|
| | | 【Typical】 | 【Max】 | Current | Current |
| | | | | Idc (Amp) Typ. | Isat (Amp) Typ. |
| YXMAA0603-R10M-ANP/F | 0.10 | 1.5 | 1.7 | 32.5 | 60.0 |
| YXMAA0603-R15M-ANP/F | 0.15 | 1.9 | 2.5 | 26.0 | 52.0 |
| YXMAA0603-R20M-ANP/F | 0.20 | 2.4 | 3.0 | 24.0 | 41.0 |
| YXMAA0603-R22M-ANP/F | 0.22 | 2.5 | 2.8 | 23.0 | 40.0 |
| YXMAA0603-R33M-ANP/F | 0.33 | 3.5 | 3.9 | 20.0 | 30.0 |
| YXMAA0603-R47M-ANP/F | 0.47 | 4.0 | 4.2 | 17.5 | 26.0 |
| YXMAA0603-R68M-ANP/F | 0.68 | 5.0 | 5.5 | 15.5 | 25.0 |
| YXMAA0603-R82M-ANP/F | 0.82 | 6.7 | 8.0 | 13.0 | 24.0 |
| YXMAA0603-1R0M-ANP/F | 1.00 | 9.0 | 10.0 | 11.0 | 22.0 |
| YXMAA0603-1R5M-ANP/F | 1.50 | 14.0 | 15.0 | 9.0 | 18.0 |
| YXMAA0603-2R2M-ANP/F | 2.20 | 18.0 | 20.0 | 8.0 | 14.0 |
| YXMAA0603-3R3M-ANP/F | 3.30 | 28.0 | 30.0 | 6.0 | 13.5 |
| YXMAA0603-4R7M-ANP/F | 4.70 | 37.0 | 40.0 | 5.5 | 10.0 |
| YXMAA0603-6R8M-ANP/F | 6.80 | 54.0 | 60.0 | 4.5 | 8.0 |
| YXMAA0603-8R2M-ANP/F | 8.20 | 64.0 | 68.0 | 4.0 | 7.5 |
| YXMAA0603-100M-ANP/F | 10.00 | 102.0 | 105.0 | 3.0 | 7.0 |

©All test Data is referenced to 25°C ambient

©Typical Heat Rating DC Current would cause an approximately ΔT of 40°C

© Typical Saturation DC Current would cause Lo to drop approximately 30%

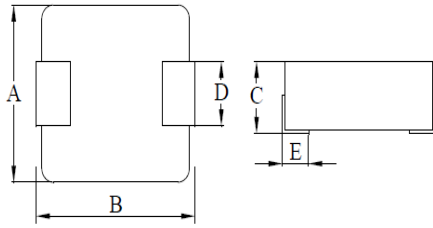
Δ Operating Temperature Range: -25°C to +125°C



YUXINUCT: Power Inductor

SERIES: YXMAA063T

PACKAGING DIMENSION: [Unit: mm]



| | |
|---|---------|
| A | 6.6±0.3 |
| B | 7.1±0.3 |
| C | 3.0MAX |
| D | 3.0±0.3 |
| E | 1.6±0.5 |

GENERAL SPECIFICATIONS:

**RoHS
COMPLIANT**

| P/N | L0 Inductance μH ±20% @0A | DCR(mΩ) | | Heat Rating | Saturation |
|----------------------|------------------------------------|-----------|-------|-------------------|--------------------|
| | | 【Typical】 | 【Max】 | Current | Current |
| | | | | Idc (Amp) Typ. | Isat (Amp) Typ. |
| YXMAA063T-R10M-ANP/F | 0.10 | 1.5 | 1.7 | 32.5 | 60.0 |
| YXMAA063T-R15M-ANP/F | 0.15 | 1.9 | 2.5 | 30.0 | 40.0 |
| YXMAA063T-R20M-ANP/F | 0.20 | 2.4 | 3.0 | 24.0 | 34.0 |
| YXMAA063T-R22M-ANP/F | 0.22 | 2.5 | 3.0 | 23.0 | 34.0 |
| YXMAA063T-R33M-ANP/F | 0.33 | 3.0 | 3.5 | 21.0 | 25.0 |
| YXMAA063T-R36M-ANP/F | 0.36 | 3.3 | 3.9 | 20.0 | 24.0 |
| YXMAA063T-R47M-ANP/F | 0.47 | 3.5 | 4.1 | 18.0 | 20.0 |
| YXMAA063T-R56M-ANP/F | 0.56 | 3.9 | 4.5 | 16.5 | 18.0 |
| YXMAA063T-R68M-ANP/F | 0.68 | 4.8 | 5.3 | 16.0 | 17.0 |
| YXMAA063T-R82M-ANP/F | 0.82 | 5.4 | 6.0 | 14.0 | 16.0 |
| YXMAA063T-1R0M-ANP/F | 1.00 | 6.7 | 7.4 | 12.0 | 15.0 |
| YXMAA063T-1R2M-ANP/F | 1.20 | 7.8 | 10.0 | 10.0 | 14.0 |
| YXMAA063T-1R5M-ANP/F | 1.50 | 10.6 | 12.1 | 10.0 | 14.0 |
| YXMAA063T-2R2M-ANP/F | 2.20 | 13.5 | 15.0 | 8.0 | 10.0 |
| YXMAA063T-2R5M-ANP/F | 2.50 | 16.0 | 18.0 | 7.0 | 10.0 |
| YXMAA063T-3R3M-ANP/F | 3.30 | 18.0 | 22.0 | 6.5 | 9.5 |
| YXMAA063T-4R7M-ANP/F | 4.70 | 28.0 | 33.0 | 5.5 | 6.5 |
| YXMAA063T-5R6M-ANP/F | 5.60 | 39.0 | 42.0 | 5.5 | 6.0 |
| YXMAA063T-6R8M-ANP/F | 6.80 | 43.0 | 50.0 | 4.5 | 6.0 |
| YXMAA063T-8R2M-ANP/F | 8.20 | 54.0 | 60.0 | 4.5 | 6.0 |
| YXMAA063T-100M-ANP/F | 10.00 | 62.0 | 68.0 | 4.0 | 5.5 |
| YXMAA063T-150M-ANP/F | 15.00 | 110.0 | 125.0 | 3.5 | 3.0 |
| YXMAA063T-220M-ANP/F | 10.00 | 180.0 | 200.0 | 2.3 | 3.0 |

©All test Data is referenced to 25°C ambient
 ©Typical Heat Rating DC Current would cause an approximately ΔT of 40°C
 © Typical Saturation DC Current would cause Lo to drop approximately 30%
 Δ Operating Temperature Range: -25°C to +125°C



YUXIN TECHNOLOGY CO., LTD.

SIMPLE AND BETTER SOLUTIONS

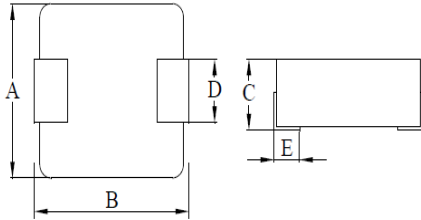
VER: 2.0

DATE: 2016.1.11

YUXINUCT: Power Inductor

SERIES: YXMAC0603

PACKAGING DIMENSION: [Unit: mm]



| | |
|---|---------|
| A | 6.6±0.5 |
| B | 7.6MAX |
| C | 3.0MAX |
| D | 3.0±0.3 |
| E | 1.6±0.3 |

GENERAL SPECIFICATIONS:

**RoHS
COMPLIANT**

| P/N | LO Inductance μH ±20% @0A | DCR(mΩ) | | Heat Rating | Saturation |
|----------------------|------------------------------------|-----------|-------|-------------|------------|
| | | 【Typical】 | 【Max】 | Current | Current |
| | | | | Idc (Amp) | Isat (Amp) |
| | | | | Typ. | Typ. |
| YXMAC0603-R47M-ANP/F | 0.47 | 4.4 | 5.0 | 16.0 | 30.0 |
| YXMAC0603-R68M-ANP/F | 0.68 | 5.4 | 6.0 | 15.0 | 25.0 |
| YXMAC0603-1R0M-ANP/F | 1.00 | 8.4 | 10.0 | 11.0 | 22.0 |
| YXMAC0603-1R5M-ANP/F | 1.50 | 13.0 | 15.0 | 9.0 | 18.0 |
| YXMAC0603-2R2M-ANP/F | 2.20 | 16.7 | 20.0 | 8.0 | 14.0 |
| YXMAC0603-3R3M-ANP/F | 3.30 | 28.1 | 30.0 | 6.0 | 13.0 |
| YXMAC0603-4R7M-ANP/F | 4.70 | 35.0 | 40.0 | 5.5 | 9.0 |
| YXMAC0603-6R8M-ANP/F | 6.80 | 52.0 | 60.0 | 4.5 | 8.0 |
| YXMAC0603-8R2M-ANP/F | 8.20 | 69.0 | 75.0 | 4.0 | 7.0 |
| YXMAC0603-100M-ANP/F | 10.00 | 90.0 | 100.0 | 3.3 | 6.0 |
| YXMAC0603-150M-ANP/F | 15.00 | 91.0 | 120.0 | 3.0 | 4.6 |
| YXMAC0603-220M-ANP/F | 22.00 | 141.0 | 160.0 | 2.7 | 3.5 |
| YXMAC0603-330M-ANP/F | 33.00 | 205.0 | 220.0 | 2.0 | 3.0 |
| YXMAC0603-470M-ANP/F | 47.00 | 335.0 | 355.0 | 1.5 | 2.8 |

©All test Data is referenced to 25°C ambient

©Typical Heat Rating DC Current would cause an approximately ΔT of 40°C

© Typical Saturation DC Current would cause Lo to drop approximately 30%

Δ Operating Temperature Range: -25°C to +125°C



| | |
|---|---------|
| A | 6.6±0.5 |
| B | 7.6MAX |
| C | 3.0MAX |
| D | 3.0±0.3 |
| E | 1.6±0.3 |

GENERAL SPECIFICATIONS:

**RoHS
COMPLIANT**

| P/N | L0 Inductance μH ±20% @0A | DCR(mΩ) | | Heat Rating | Saturation |
|----------------------|------------------------------------|---------------|-------|-------------|------------|
| | | 【Typical 】 | 【Max】 | Current | Current |
| | | | | Idc (Amp) | Isat (Amp) |
| | | | | Typ. | Typ. |
| YXMAC0603-R10M-ANP/F | 0.10 | 0.9 | 1.1 | 32.0 | 60.0 |
| YXMAC0603-R22M-ANP/F | 0.22 | 1.7 | 2.6 | 23.0 | 40.0 |
| YXMAC0603-R33M-ANP/F | 0.33 | 3.4 | 3.9 | 18.0 | 33.0 |
| YXMAC0603-R47M-ANP/F | 0.47 | 4.4 | 5.0 | 16.0 | 30.0 |
| YXMAC0603-R68M-ANP/F | 0.68 | 5.4 | 6.0 | 15.0 | 25.0 |
| YXMAC0603-1R0M-ANP/F | 1.00 | 8.4 | 10.0 | 11.0 | 22.0 |
| YXMAC0603-1R5M-ANP/F | 1.50 | 13.0 | 15.0 | 9.0 | 18.0 |
| YXMAC0603-2R2M-ANP/F | 2.20 | 16.7 | 20.0 | 8.0 | 14.0 |
| YXMAC0603-3R3M-ANP/F | 3.30 | 28.1 | 30.0 | 6.0 | 13.0 |
| YXMAC0603-4R7M-ANP/F | 4.70 | 35.0 | 40.0 | 5.5 | 9.0 |
| YXMAC0603-6R8M-ANP/F | 6.80 | 52.0 | 60.0 | 4.5 | 8.0 |
| YXMAC0603-8R2M-ANP/F | 8.20 | 69.0 | 75.0 | 4.0 | 7.0 |
| YXMAC0603-100M-ANP/F | 10.00 | 90.0 | 100.0 | 3.3 | 6.0 |
| YXMAC0603-150M-ANP/F | 15.00 | 91.0 | 120.0 | 3.0 | 4.6 |
| YXMAC0603-220M-ANP/F | 22.00 | 141.0 | 160.0 | 2.7 | 3.5 |
| YXMAC0603-330M-ANP/F | 33.00 | 205.0 | 220.0 | 2.0 | 3.0 |
| YXMAC0603-470M-ANP/F | 47.00 | 335.0 | 355.0 | 1.5 | 2.8 |

©All test Data is referenced to 25°C ambient

©Typical Heat Rating DC Current would cause an approximately ΔT of 40°C

© Typical Saturation DC Current would cause Lo to drop approximately 30%

△ Operating Temperature Range: -25°C to +125°C



YUXIN TECHNOLOGY CO., LTD.

SIMPLE AND BETTER SOLUTIONS

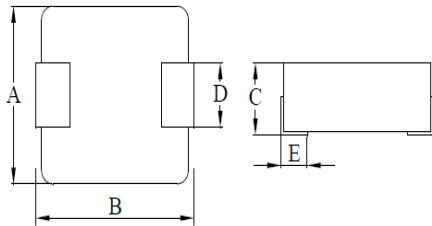
VER: 2.0

DATE: 2017.3.11

YUXINUCT: Power Inductor

SERIES: YXMAC1040

PACKAGING DIMENSION: [Unit: mm]



| | |
|---|----------|
| A | 10.0±0.5 |
| B | 11.0±0.5 |
| C | 4.0MAX |
| D | 3.0±0.5 |
| E | 2.0±0.5 |

GENERAL SPECIFICATIONS:

**RoHS
COMPLIANT**

| P/N | L0 Inductance μH ±20% @0A | DCR(mΩ) | | Heat Rating | Saturation |
|--------------------|------------------------------------|-----------|-------|-------------|------------|
| | | 【Typical】 | 【Max】 | Current | Current |
| | | | | Idc (Amp) | Isat (Amp) |
| | | | | | |
| YXMAC1040-R22M-ITF | 0.22 | 1.2 | 1.5 | 30.0 | 40.0 |
| YXMAC1040-R36M-ITF | 0.36 | 1.1 | 1.3 | 30.0 | 60.0 |
| YXMAC1040-R47M-ITF | 0.47 | 1 | 1.3 | 30.0 | 50.0 |
| YXMAC1040-R56M-ITF | 0.56 | 1.5 | 2 | 27.0 | 36.0 |
| YXMAC1040-1R0M-ITF | 1.00 | 4.4 | 4.8 | 18.0 | 40.0 |
| YXMAC1040-3R3M-ITF | 3.30 | 11.0 | 12.0 | 10.0 | 19.0 |
| YXMAC1040-4R7M-ITF | 4.70 | 12.0 | 15.0 | 9.0 | 13.0 |
| YXMAC1040-6R8M-ITF | 6.80 | 18.0 | 22.0 | 7.0 | 12.0 |
| YXMAC1040-100M-ITF | 10.00 | 26.0 | 30.0 | 6.5 | 9.0 |
| YXMAC1040-150M-ITF | 15.00 | 35.0 | 40.0 | 4.5 | 8.0 |
| YXMAC1040-220M-ITF | 22.00 | 60.0 | 70.0 | 4.0 | 8.0 |
| YXMAC1040-330M-ITF | 33.00 | 75.0 | 85.0 | 3.0 | 5.8 |
| YXMAC1040-470M-ITF | 47.00 | 140.0 | 160.0 | 2.6 | 4.4 |
| YXMAC1040-680M-ITF | 68.00 | 163.0 | 200.0 | 2.5 | 3.6 |
| YXMAC1040-820M-ITF | 82.00 | 234.0 | 260.0 | 2.0 | 3.0 |
| YXMAC1040-101M-ITF | 100.00 | 280.0 | 300.0 | 1.8 | 2.8 |

©All test Data is referenced to 25°C ambient

©Typical Heat Rating DC Current would cause an approximately ΔT of 40°C

© Typical Saturation DC Current would cause Lo to drop approximately 30%

Δ Operating Temperature Range: -25°C to +125°C



PRODUCT: Power Inductor

SERIES: YXMAC1040

PACKAGING DIMENSION: [Unit: mm]



| | |
|---|----------|
| A | 10.0±0.5 |
| B | 11.0±0.5 |
| C | 4.0MAX |
| D | 3.0±0.5 |
| E | 2.0±0.5 |

GENERAL SPECIFICATIONS:

**RoHS
COMPLIANT**

| P/N | L0 Inductance μH ±20% @0A | DCR(mΩ) | | Heat Rating | Saturation |
|--------------------|---------------------------------------|---------------|-------|-------------|------------|
| | | 【Typical 】 | 【Max】 | Current | Current |
| | | | | Idc (Amp) | Isat (Amp) |
| | | | | | |
| YXMAC1040-R22M-ITF | 0.22 | 1.2 | 1.5 | 30.0 | 40.0 |
| YXMAC1040-R33M-ITF | 0.33 | 1.1 | 1.5 | 30.0 | 40.0 |
| YXMAC1040-R36M-ITF | 0.36 | 1.6 | 1.8 | 30.0 | 40.0 |
| YXMAC1040-R47M-ITF | 0.47 | 1.0 | 1.3 | 30.0 | 50.0 |
| YXMAC1040-R56M-ITF | 0.56 | 1.6 | 2.0 | 27.0 | 36.0 |
| YXMAC1040-1R0M-ITF | 1.00 | 4.4 | 4.8 | 18.0 | 40.0 |
| YXMAC1040-1R5M-ITF | 1.50 | 4.4 | 5.0 | 17.0 | 24.0 |
| YXMAC1040-2R2M-ITF | 2.20 | 6.0 | 7.0 | 14.0 | 22.0 |
| YXMAC1040-3R3M-ITF | 3.30 | 11.0 | 12.0 | 10.0 | 19.0 |
| YXMAC1040-4R7M-ITF | 4.70 | 12.0 | 15.0 | 9.0 | 13.0 |
| YXMAC1040-5R6M-ITF | 5.60 | 17.8 | 23.0 | 9.0 | 12.0 |
| YXMAC1040-6R8M-ITF | 6.80 | 18.0 | 22.0 | 7.0 | 12.0 |
| YXMAC1040-8R2M-ITF | 8.20 | 22.0 | 25.0 | 8.0 | 11.0 |
| YXMAC1040-100M-ITF | 10.00 | 26.0 | 30.0 | 6.5 | 9.0 |
| YXMAC1040-150M-ITF | 15.00 | 35.0 | 40.0 | 4.5 | 8.0 |
| YXMAC1040-220M-ITF | 22.00 | 60.0 | 70.0 | 4.0 | 8.0 |
| YXMAC1040-330M-ITF | 33.00 | 75.0 | 85.0 | 3.0 | 5.8 |
| YXMAC1040-470M-ITF | 47.00 | 140.0 | 160.0 | 2.6 | 4.4 |
| YXMAC1040-680M-ITF | 68.00 | 163.0 | 200.0 | 2.5 | 3.6 |
| YXMAC1040-820M-ITF | 82.00 | 234.0 | 260.0 | 2.0 | 3.0 |
| YXMAC1040-101M-ITF | 100.00 | 280.0 | 300.0 | 1.8 | 2.8 |

©All test Data is referenced to 25°C ambient

©Typical Heat Rating DC Current would cause an approximately ΔT of 40°C

© Typical Saturation DC Current would cause Lo to drop approximately 30%

△ Operating Temperature Range: -25°C to +125°C



YUXINUCT: Power Inductor

SERIES: YXMAC1250

PACKAGING DIMENSION: [Unit: mm]



| | |
|---|----------|
| A | 12.8±0.5 |
| B | 13.2±1.0 |
| C | 5.0MAX |
| D | 3.5±0.5 |
| E | 2.5±0.5 |

GENERAL SPECIFICATIONS:

**RoHS
COMPLIANT**

| P/N | L0 Inductance μH ±20% @0A | DCR(mΩ) | | Heat Rating | Saturation |
|--------------------|------------------------------------|-----------|-------|-------------|------------|
| | | 【Typical】 | 【Max】 | Current | Current |
| | | | | Idc (Amp) | Isat (Amp) |
| | | | | Typ. | Typ. |
| YXMAC1250-R33M-ITF | 0.33 | 0.9 | 1.2 | 40.0 | 74.0 |
| YXMAC1250-R47M-ITF | 0.47 | 1.1 | 1.4 | 38.0 | 68.0 |
| YXMAC1250-R68M-ITF | 0.68 | 1.3 | 1.6 | 37.0 | 63.0 |
| YXMAC1250-1R0M-ITF | 1.00 | 2.3 | 2.5 | 27.0 | 45.0 |
| YXMAC1250-1R5M-ITF | 1.50 | 2.7 | 3.2 | 24.0 | 40.0 |
| YXMAC1250-2R2M-ITF | 2.20 | 4.2 | 4.8 | 20.0 | 30.0 |
| YXMAC1250-3R3M-ITF | 3.30 | 7.5 | 9.0 | 15.0 | 26.0 |
| YXMAC1250-4R7M-ITF | 4.70 | 10.0 | 12.0 | 13.0 | 23.0 |
| YXMAC1250-6R8M-ITF | 6.80 | 13.0 | 17.0 | 11.0 | 20.0 |
| YXMAC1250-100M-ITF | 10.00 | 19.0 | 25.0 | 9.0 | 15.0 |
| YXMAC1250-150M-ITF | 15.00 | 30.0 | 35.0 | 7.2 | 12.5 |
| YXMAC1250-220M-ITF | 22.00 | 36.0 | 40.0 | 5.0 | 8.6 |
| YXMAC1250-330M-ITF | 33.00 | 63.9 | 74.0 | 5.0 | 8.0 |
| YXMAC1250-470M-ITF | 47.00 | 95.3 | 110.0 | 4.0 | 7.0 |
| YXMAC1250-680M-ITF | 68.00 | 144.2 | 165.0 | 3.3 | 6.0 |

©All test Data is referenced to 25°C ambient

©Typical Heat Rating DC Current would cause an approximately ΔT of 40°C

© Typical Saturation DC Current would cause Lo to drop approximately 30%

Δ Operating Temperature Range: -25°C to +125°C



YUXINUCT: Power Inductor

SERIES: YXMAC1265

PACKAGING DIMENSION: [Unit: mm]



| | |
|---|----------|
| A | 12.8±0.5 |
| B | 13.2±1.0 |
| C | 6.5MAX |
| D | 3.5±0.5 |
| E | 2.5±0.5 |

GENERAL SPECIFICATIONS:

**RoHS
COMPLIANT**

| P/N | L0 Inductance μH ±20% @0A | DCR(mΩ) | | Heat Rating | Saturation |
|--------------------|------------------------------------|-----------|-------|-------------|------------|
| | | 【Typical】 | 【Max】 | Current | Current |
| | | | | Idc (Amp) | Isat (Amp) |
| | | | | Typ. | Typ. |
| YXMAC1265-R68M-ITF | 0.68 | 1.1 | 1.4 | 38.0 | 66.0 |
| YXMAC1265-1R0M-ITF | 1.00 | 1.6 | 2.0 | 34.0 | 54.0 |
| YXMAC1265-1R5M-ITF | 1.50 | 2.4 | 3.2 | 26.0 | 45.0 |
| YXMAC1265-2R2M-ITF | 2.20 | 3.4 | 4.2 | 21.0 | 30.0 |
| YXMAC1265-3R3M-ITF | 3.30 | 4.8 | 5.7 | 18.0 | 27.0 |
| YXMAC1265-4R7M-ITF | 4.70 | 8.2 | 10.0 | 15.0 | 24.0 |
| YXMAC1265-6R8M-ITF | 6.80 | 11.0 | 14.0 | 11.0 | 22.0 |
| YXMAC1265-100M-ITF | 10.00 | 14.0 | 16.8 | 10.0 | 16.0 |
| YXMAC1265-150M-ITF | 15.00 | 27.5 | 32.0 | 7.8 | 14.0 |
| YXMAC1265-220M-ITF | 22.00 | 32.7 | 38.0 | 7.0 | 10.5 |
| YXMAC1265-330M-ITF | 33.00 | 45.0 | 50.0 | 4.0 | 7.6 |
| YXMAC1265-470M-ITF | 47.00 | 63.1 | 72.0 | 5.0 | 6.5 |
| YXMAC1265-680M-ITF | 68.00 | 105.1 | 130.0 | 3.8 | 6.0 |
| YXMAC1265-101M-ITF | 100.00 | 130.0 | 160.0 | 3.0 | 5.0 |

©All test Data is referenced to 25°C ambient

©Typical Heat Rating DC Current would cause an approximately ΔT of 40°C

© Typical Saturation DC Current would cause Lo to drop approximately 30%

Δ Operating Temperature Range: -25°C to +125°C



YUXIN TECHNOLOGY CO., LTD.

SIMPLE AND BETTER SOLUTIONS

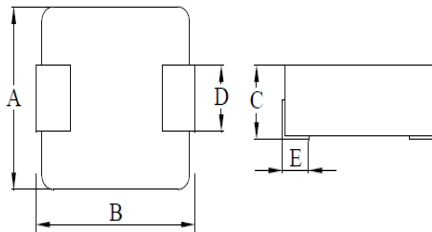
VER: 2.0

DATE: 2016.3.25

YUXINUCT: Power Inductor

SERIES: YXMAC1770

PACKAGING DIMENSION: [Unit: mm]



| | |
|---|-----------|
| A | 17.5±1.0 |
| B | 17.15MAX |
| C | 7.0MAX |
| D | 11.94±0.3 |
| E | 2.5±0.5 |

GENERAL SPECIFICATIONS:

**RoHS
COMPLIANT**

| P/N | L0 Inductance μH ±20% @0A | DCR(mΩ) | | Heat Rating | Saturation |
|--------------------|------------------------------------|-----------|--------|-------------|------------|
| | | 【Typical】 | 【Max】 | Current | Current |
| | | | | Idc (Amp) | Isat (Amp) |
| | | | | Typ. | Typ. |
| YXMAC1770-1R5M-IGP | 1.50 | 1.70 | 2.00 | 48.0 | 45.0 |
| YXMAC1770-2R2M-IGP | 2.20 | 2.31 | 2.53 | 35.0 | 60.0 |
| YXMAC1770-3R3M-IGP | 3.30 | 3.00 | 3.88 | 28.0 | 54.0 |
| YXMAC1770-4R7M-IGP | 4.70 | 4.10 | 4.70 | 20.0 | 35.0 |
| YXMAC1770-6R8M-IGP | 6.80 | 6.90 | 8.83 | 19.0 | 32.0 |
| YXMAC1770-100M-IGP | 10.00 | 11.00 | 12.00 | 16.5 | 25.0 |
| YXMAC1770-150M-IGP | 15.00 | 12.00 | 16.00 | 14.0 | 17.6 |
| YXMAC1770-220M-IGP | 22.00 | 17.00 | 22.00 | 8.0 | 16.0 |
| YXMAC1770-330M-IGP | 33.00 | 28.00 | 37.00 | 10.5 | 9.0 |
| YXMAC1770-470M-IGP | 47.00 | 42.10 | 46.00 | 9.0 | 11.0 |
| YXMAC1770-101M-IGP | 100.00 | 95.30 | 105.00 | 5.0 | 7.0 |

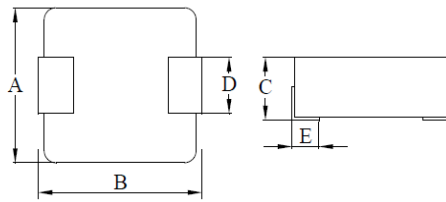
©All test Data is referenced to 25°C ambient

©Typical Heat Rating DC Current would cause an approximately ΔT of 40°C

© Typical Saturation DC Current would cause Lo to drop approximately 30%

△ Operating Temperature Range: -25°C to +125°C

PACKAGING DIMENSION: [Unit: mm]



| | |
|---|---------|
| A | 6.6±0.2 |
| B | 7.1±0.3 |
| C | 3.0MAX |
| D | 3.0Typ |
| E | 1.6Typ |

GENERAL SPECIFICATIONS:

**RoHS
COMPLIANT**

| P/N | L0 Inductance μH ±20% @0A | DCR(mΩ) | | Heat Rating | Saturation |
|----------------------|------------------------------------|---------------|--------|-------------|------------|
| | | 【Typical 】 | 【Max】 | Current | Current |
| | | | | Idc (Amp) | Isat (Amp) |
| | | | | Typ. | Typ. |
| YXMAS0603-R15M-ANP/F | 0.15 | 1.55 | 2.30 | 30.0 | 41.0 |
| YXMAS0603-R22M-ANP/F | 0.22 | 1.60 | 2.50 | 25.0 | 35.0 |
| YXMAS0603-R47M-ANP/F | 0.47 | 4.00 | 4.50 | 18.0 | 20.0 |
| YXMAS0603-R68M-ANP/F | 0.68 | 4.75 | 5.30 | 16.0 | 19.0 |
| YXMAS0603-1R0M-ANP/F | 1.00 | 6.60 | 7.25 | 13.0 | 15.5 |
| YXMAS0603-1R5M-ANP/F | 1.50 | 13.20 | 16.00 | 12.5 | 18.0 |
| YXMAS0603-2R2M-ANP/F | 2.20 | 16.50 | 20.00 | 8.5 | 14.0 |
| YXMAS0603-3R3M-ANP/F | 3.30 | 24.50 | 35.00 | 7.0 | 12.0 |
| YXMAS0603-4R7M-ANP/F | 4.70 | 35.00 | 40.00 | 6.0 | 9.0 |
| YXMAS0603-5R6M-ANP/F | 5.60 | 36.00 | 42.00 | 5.7 | 7.0 |
| YXMAS0603-6R8M-ANP/F | 6.80 | 44.30 | 48.00 | 5.1 | 6.0 |
| YXMAS0603-8R2M-ANP/F | 8.20 | 60.00 | 64.90 | 5.0 | 6.0 |
| YXMAS0603-100M-ANP/F | 10.00 | 64.50 | 68.00 | 4.5 | 5.5 |
| YXMAS0603-150M-ANP/F | 15.00 | 103.00 | 115.00 | 3.1 | 4.6 |
| YXMAS0603-220M-ANP/F | 22.00 | 126.00 | 135.00 | 2.6 | 3.5 |
| YXMAS0603-330M-ANP/F | 33.00 | 250.00 | 270.00 | 2.0 | 3.0 |

©All test Data is referenced to 25°C ambient

©Typical Heat Rating DC Current would cause an approximately ΔT of 40°C

© Typical Saturation DC Current would cause Lo to drop approximately 30%

△ Operating Temperature Range: -25°C to +125°C

X-ON Electronics

Largest Supplier of Electrical and Electronic Components

Click to view similar products for [Fixed Inductors](#) category:

Click to view products by [YUXIN](#) manufacturer:

Other Similar products are found below :

[CR32NP-100KC](#) [CR32NP-151KC](#) [CR32NP-180KC](#) [CR32NP-181KC](#) [CR32NP-1R5MC](#) [CR32NP-390KC](#) [CR32NP-3R9MC](#) [CR32NP-680KC](#) [CR32NP-820KC](#) [CR32NP-8R2MC](#) [CR43NP-390KC](#) [CR43NP-560KC](#) [CR43NP-680KC](#) [CR54NP-181KC](#) [CR54NP-470LC](#) [CR54NP-820KC](#) [CR54NP-8R5MC](#) [70F224AI](#) [MGDQ4-00004-P](#) [MHL1ECTTP18NJ](#) [MHQ1005P10NJ](#) [MHQ1005P1N0S](#) [MHQ1005P2N4S](#) [MHQ1005P3N6S](#) [MHQ1005P5N1S](#) [MHQ1005P8N2J](#) [PE-51506NL](#) [PE-53601NL](#) [PE-53602NL](#) [PE-53630NL](#) [PE-53824SNLT](#) [PE-92100NL](#) [PG0434.801NLT](#) [PG0936.113NLT](#) [9220-20](#) [9310-16](#) [PM06-2N7](#) [PM06-39NJ](#) [A01TK](#) [1206CS-471XJ](#) [HC2LP-R47-R](#) [HC2-R47-R](#) [HC3-2R2-R](#) [HCF1305-3R3-R](#) [1206CS-151XG](#) [RCH664NP-140L](#) [RCH664NP-4R7M](#) [RCH8011NP-221L](#) [RCP1317NP-332L](#) [RCP1317NP-391L](#)