



YUXIN TECHNOLOGY CO., LTD.

SIM-ANPPLE AND BETTER SOLUTIONS

VER: 2.0

DATE: 2016.2.12

YUXINUCT: Power Inductor

SERIES: YXMBL201610P

PACKAGING DIM-ANPENSION: [Unit: MM]



L	2.0±0.2
W	1.6±0.2
T	1.0 MAX
E	0.5±0.3
A	1.6
B	0.9
C	2.0

GENERAL SPECIFICATIONS:

**RoHS
COMPLIANT**

P/N	L0	DCR(mΩ)		Heat Rating	Saturation
	Inductance			Current	Current
	μH ±20%	【Typical】	【Max】	Idc (Amp)	Isat (Amp)
	1MHz/1V			Typical	Typical
YXMBL201610P-R24M-ANP-BM	0.24	17	21	5.0	5.6
YXMBL201610P-R33M-ANP-BM	0.33	24	29	4.1	5.0
YXMBL201610P-R47M-ANP-BM	0.47	33	40	3.5	4.4
YXMBL201610P-R68M-ANP-BM	0.68	41	49	3.4	3.7
YXMBL201610P-1R0M-ANP-BM	1.00	60	69	2.6	2.9
YXMBL201610P-1R5M-ANP-BM	1.50	114	129	2.0	2.5
YXMBL201610P-2R2M-ANP-BM	2.20	135	150	1.7	1.9

©All test Data is referenced to 25°C ambient

©Typical Heat Rating DC Current would cause an approximately ΔT of 40°C

© Typical Saturation DC Current would cause Lo to drop approximately 30%

△ Operating Temperature Range: -40°C to +125°C



YUXINUCT: Power Inductor

SERIES: YXMBL252010P

PACKAGING DIM-ANPENSION: [Unit: MM]



L	2.5±0.2
W	2.0±0.2
T	1.0 MAX
E	0.6±0.3
A	2.0
B	1.2
C	2.8

GENERAL SPECIFICATIONS:

**RoHS
COMPLIANT**

P/N	L0 Inductance μH ±20% 1MHz/1V	DCR(mΩ)		Heat Rating	Saturation
		【Typical】	【Max】	Current	Current
				Idc (Amp)	Isat (Amp)
				Typical	Typical
YXMBL252010P-R22M-ANP-BM	0.22	9.0	12.5	5.9	7.9
YXMBL252010P-R33M-ANP-BM	0.33	21.0	26.0	4.4	6.6
YXMBL252010P-R47M-ANP-BM	0.47	27.0	32.0	3.9	5.0
YXMBL252010P-R68M-ANP-BM	0.68	37.0	44.0	3.4	4.3
YXMBL252010P-1R0M-ANP-BM	1.00	45.0	54.0	3.0	3.5
YXMBL252010P-1R5M-ANP-BM	1.50	76.0	91.0	2.5	2.6
YXMBL252010P-2R2M-ANP-BM	2.20	99.0	119.0	2.3	2.4
YXMBL252010P-4R7M-ANP-BM	4.70	220.0	262.0	1.36	1.8

©All test Data is referenced to 25°C ambient

©Typical Heat Rating DC Current would cause an approximately ΔT of 40°C

© Typical Saturation DC Current would cause Lo to drop approximately 30%

△ Operating Temperature Range: -40°C to +125°C



YUXIN TECHNOLOGY CO., LTD.

SIM-ANPPLE AND BETTER SOLUTIONS

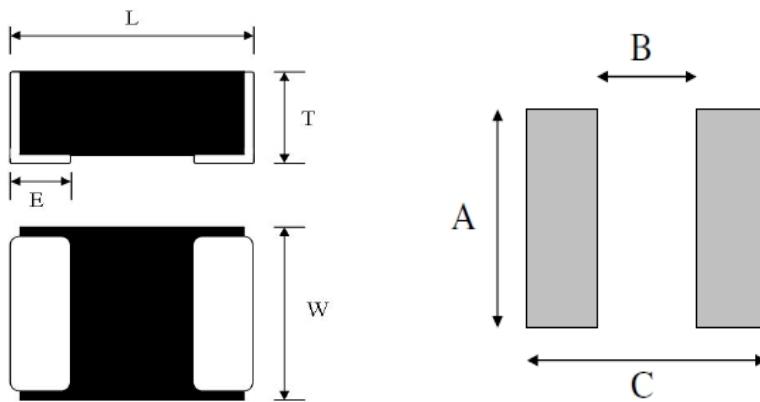
VER: 2.0

DATE: 2016.2.12

YUXINUCT: Power Inductor

SERIES: YXMBL252012P

PACKAGING DIM-ANPENSION: [Unit: MM]



L	2.5±0.2
W	2.0±0.2
T	1.2 MAX
E	0.6±0.3
A	2.0
B	1.2
C	2.8

GENERAL SPECIFICATIONS:

**RoHS
COMPLIANT**

P/N	L0 Inductance μH ±20% 1MHz/1V	DCR(mΩ)		Heat Rating	Saturation
		【Typical】	【Max】	Current	Current
				Idc (Amp)	Isat (Amp)
				Typical	Typical
YXMBL252012P-R47M-ANP-BM	0.47	21	25	4.6	5.3
YXMBL252012P-R68M-ANP-BM	0.68	29	35	3.7	5.0
YXMBL252012P-1R0M-ANP-BM	1.00	41	49	3.5	4.4
YXMBL252012P-1R5M-ANP-BM	1.50	64	77	2.5	3.2
YXMBL252012P-2R2M-ANP-BM	2.20	85	98	2.27	3.0
YXMBL252012P-4R7M-ANP-BM	4.70	196	235	1.61	1.9

©All test Data is referenced to 25°C ambient

©Typical Heat Rating DC Current would cause an approximately ΔT of 40°C

© Typical Saturation DC Current would cause Lo to drop approximately 30%

△ Operating Temperature Range: -40°C to +125°C



YUXIN TECHNOLOGY CO., LTD.

SIM-ANPPLE AND BETTER SOLUTIONS

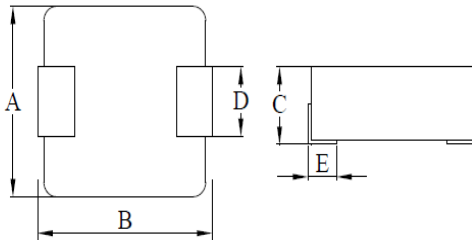
VER: 2.0

DATE: 2016.2.12

YUXINUCT: Power Inductor

SERIES: YXMAA0412

PACKAGING DIM-ANPENSION: [Unit: MM]



A	4.2±0.25
B	4.4±0.35
C	1.2 MAX
D	1.5±0.3
E	0.8±0.3

GENERAL SPECIFICATIONS:

**RoHS
COMPLIANT**

P/N	L0 Inductance μH ±20% @0A	DCR(mΩ)		Heat Rating	Saturation
		【Typical】	【Max】	Current	Current
				Idc (Amp) Typical	Isat (Amp) Typical
YXMAA0412-R33M-ANP	0.33	17.0	19.0	6.5	8.4
YXMAA0412-R47M-ANP	0.47	19.0	21.0	6.0	6.8
YXMAA0412-R68M-ANP	0.68	32.0	36.0	4.7	6.0
YXMAA0412-1R0M-ANP	1.00	43.0	47.0	4.5	5.5
YXMAA0412-1R5M-ANP	1.50	68.0	75.0	3.3	4.0
YXMAA0412-2R2M-ANP	2.20	79.4	83.5	2.75	3.5
YXMAA0412-4.7M-ANP	4.70	170.0	195.0		2.8

©All test Data is referenced to 25°C ambient

©Typical Heat Rating DC Current would cause an approximately ΔT of 40°C

© Typical Saturation DC Current would cause Lo to drop approximately 30%

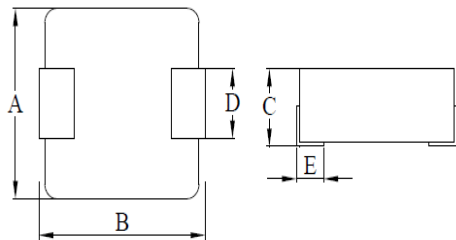
△ Operating Temperature Range: -25°C to +125°C



YUXINUCT: Power Inductor

SERIES: YXMAA0402

PACKAGING DIM-ANPENSION: [Unit: M-ANPM-ANP]



A	4.05±0.25
B	4.45±0.25
C	2.0 MAX
D	1.5±0.3
E	0.8±0.3

GENERAL SPECIFICATIONS:

**RoHS
COMPLIANT**

P/N	L0 Inductance μH ±20% @0A	DCR(mΩ)		Heat Rating	Saturation
		【Typical】	【Max】	Current	Current
				Idc (Amp)	Isat (Amp)
				Typical	Typical
YXMAA0402-R10M-ANP	0.10	3.5	4.0	12.0	22.0
YXMAA0402-R22M-ANP	0.22	6.0	6.6	9.0	12.5
YXMAA0402-R33M-ANP	0.33	9.6	13.0	8.0	12.0
YXMAA0402-R47M-ANP	0.47	12.5	14.0	7.0	9.5
YXMAA0402-R56M-ANP	0.56	14.0	16.0	6.5	10.0
YXMAA0402-R68M-ANP	0.68	16.0	18.0	6.0	9.0
YXMAA0402-1R0M-ANP	1.00	24.0	27.0	4.5	7.0
YXMAA0402-1R2M-ANP	1.20	24.0	27.0	4.5	7.0
YXMAA0402-1R5M-ANP	1.50	38.0	46.0	4.0	6.0
YXMAA0402-2R2M-ANP	2.20	52.0	58.0	3.0	5.0
YXMAA0402-3R3M-ANP	3.30	74.0	87.0	2.5	4.0
YXMAA0402-4R7M-ANP	4.70	98.0	110.0	2.0	3.5
YXMAA0402-6R8M-ANP	6.80	160.0	175.0	1.5	2.5
YXMAA0402-100M-ANP	10.00	256.0	282.0	1.2	2.2
YXMAA0402A-6R8M-ANP	6.80	120.0	135.0	1.6	2.5

©All test Data is referenced to 25°C ambient

©Typical Heat Rating DC Current would cause an approximately ΔT of 40°C

© Typical Saturation DC Current would cause Lo to drop approximately 30%

△ Operating Temperature Range: -25°C to +125°C



YUXIN TECHNOLOGY CO., LTD.

SIMPLE AND BETTER SOLUTIONS

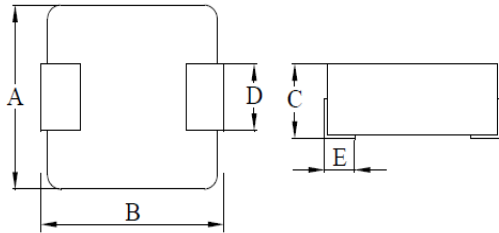
VER: 2.0

DATE: 2016.4.15

YUXINUCT: Power Inductor

SERIES: YXMAA0518

PACKAGING DIMENSION: [Unit: mm]



A	5.2±0.3
B	5.4±0.3
C	1.8MAX
D	2.2±0.3
E	1.2±0.2

GENERAL SPECIFICATIONS:

**RoHS
COMPLIANT**

P/N	L0 Inductance μH ±20% @0A	DCR(mΩ)		Heat Rating	Saturation
		【Typical】	【Max】	Current	Current
				Idc (Amp)	Isat (Amp)
				Typ./Max	Typ./Max
YXMAA0518-R47M-ANP	0.47	7.6	8.5	11.0/10.0	16.0/15.5
YXMAA0518-R56M-ANP	0.56	8.0	10.0	10.0/9.5	15.5/15.0
YXMAA0518-R68M-ANP	0.68	12.0	14.0	9.0/8.0	13.0/11.2
YXMAA0518-1R0M-ANP	1.00	15.0	18.0	8.5/7.5	10.0/8.6
YXMAA0518-1R2M-ANP	1.20	17.0	20.0	7.5/6.5	9.5/8.0
YXMAA0518-1R5M-ANP	1.50	23.0	28.0	6.2/5.5	9.0/7.2
YXMAA0518-2R2M-ANP	2.20	30.0	35.0	5.2/4.7	7.0/6.0
YXMAA0518-3R3M-ANP	3.30	45.0	52.0	4.7/4.5	5.5/4.8
YXMAA0518-4R7M-ANP	4.70	70.0	81.0	3.5/3.2	4.5/3.9
YXMAA0518-6R8M-ANP	6.80	103.0	125.0	2.9/2.6	3.6/3.4
YXMAA0518-8R2M-ANP	8.20	131.0	145.0	2.6/2.4	3.5/3.0
YXMAA0518-100M-ANP	10.00	139.0	154.0	2.5/2.3	3.3/2.8

©All test Data is referenced to 25°C ambient

©Typical Heat Rating DC Current would cause an approximately ΔT of 40°C

© Typical Saturation DC Current would cause Lo to drop approximately 30%

△ Operating Temperature Range: -25°C to +125°C



YUXIN TECHNOLOGY CO., LTD.

SIMPLE AND BETTER SOLUTIONS

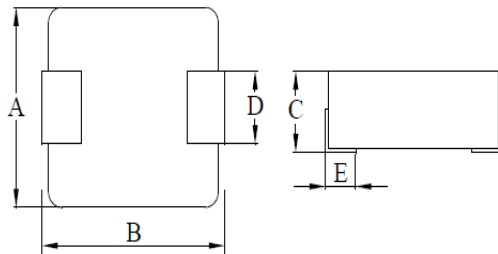
VER: 2.0

DATE: 2016.3.14

YUXINUCT: Power Inductor

SERIES: YXMAC0502

PACKAGING DIMENSION: [Unit: mm]



A	5.0±0.4
B	5.5MAX
C	2.0MAX
D	2.2±0.3
E	1.3±0.3

GENERAL SPECIFICATIONS:

**RoHS
COMPLIANT**

P/N	L0 Inductance μH ±20% @0A	DCR(mΩ)		Heat Rating	Saturation
		【Typical】	【Max】	Current	Current
				Idc (Amp)	Isat (Amp)
				Typ.	Typ.
YXMAC0502-1R0M-ANP/F	1.00	19.0	22.0	6.0	11.0
YXMAC0502-1R5M-ANP/F	1.50	30.0	40.0	4.2	8.5
YXMAC0502-2R2M-ANP/F	2.20	46.0	50.0	3.0	6.8
YXMAC0502-3R3M-ANP/F	3.30	76.0	90.0	3.0	6.0
YXMAC0502-4R7M-ANP/F	4.70	90.0	110.0	2.2	4.0
YXMAC0502-6R8M-ANP/F	6.80	130.0	150.0	2.0	3.5
YXMAC0502-100M-ANP/F	10.00	178.0	190.0	1.5	3.0

©All test Data is referenced to 25°C ambient

©Typical Heat Rating DC Current would cause an approximately ΔT of 40°C

© Typical Saturation DC Current would cause Lo to drop approximately 30%

△ Operating Temperature Range: -25°C to +125°C



YUXIN TECHNOLOGY CO., LTD.

SIMPLE AND BETTER SOLUTIONS

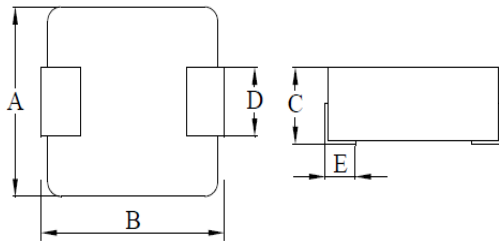
VER: 2.0

DATE: 2016.3.12

YUXINUCT: Power Inductor

SERIES: YXMAA0503

PACKAGING DIMENSION: [Unit: mm]



A	5.2±0.3
B	5.4±0.3
C	3.0MAX
D	2.2±0.3
E	1.2±0.2

GENERAL SPECIFICATIONS:

**RoHS
COMPLIANT**

P/N	L0 Inductance μH ±20% @0A	DCR(mΩ)		Heat Rating	Saturation
		【Typical】	【Max】	Current	Current
				Idc (Amp) Typ.	Isat (Amp) Typ.
YXMAA0503-R20M-ANP	0.20	3.5	3.9	18.0	14.5
YXMAA0503-R47M-ANP	0.47	7.4	8.5	13.5	12.0
YXMAA0503-R68M-ANP	0.68	11.0	12.0	8.5	14.0
YXMAA0503-1R0M-ANP	1.00	13.0	14.0	7.0	11.0
YXMAA0503-1R2M-ANP	1.20	15.0	16.0	6.5	11.0
YXMAA0503-1R5M-ANP	1.50	20.0	25.0	6.0	8.5
YXMAA0503-2R2M-ANP	2.20	25.0	29.0	5.5	7.5
YXMAA0503-3R3M-ANP	3.30	32.0	38.0	5.0	6.0
YXMAA0503-4R7M-ANP	4.70	50.0	60.0	3.5	5.0
YXMAA0503-6R8M-ANP	6.80	75.0	90.0	3.0	4.0
YXMAA0503-100M-ANP	10.00	110.0	125.0	2.5	3.5

©All test Data is referenced to 25°C ambient

©Typical Heat Rating DC Current would cause an approximately ΔT of 40°C

© Typical Saturation DC Current would cause Lo to drop approximately 30%

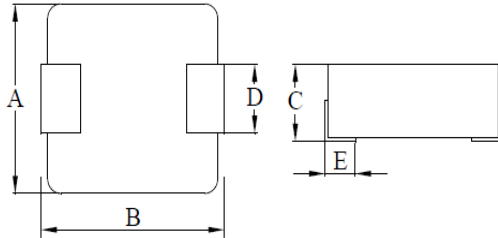
△ Operating Temperature Range: -25°C to +125°C



YUXINUCT: Power Inductor

SERIES: YXMAA0618

PACKAGING DIMENSION: [Unit: mm]



A	6.6±0.3
B	7.1±0.3
C	1.8MAX
D	3.0±0.3
E	1.6±0.5

GENERAL SPECIFICATIONS:

**RoHS
COMPLIANT**

P/N	L0 Inductance μH ±20% @0A	DCR(mΩ)		Heat Rating	Saturation
		【Typical】	【Max】	Current	Current
				Idc (Amp) Typ.	Isat (Amp) Typ.
YXMAA0618-R10M-ANF	0.10	3.0	3.5	18.0	40.0
YXMAA0618-R15M-ANF	0.15	4.7	5.2	15.0	38.0
YXMAA0618-R22M-ANF	0.22	5.3	5.7	14.0	26.0
YXMAA0618-R33M-ANF	0.33	6.6	7.0	12.0	18.0
YXMAA0618-R47M-ANF	0.47	8.4	9.3	11.0	18.0
YXMAA0618-R68M-ANF	0.68	12.7	13.9	9.0	17.0
YXMAA0618-R82M-ANF	0.82	13.8	15.9	8.0	17.0
YXMAA0618-1R0M-ANF	1.00	17.5	18.3	7.0	14.0
YXMAA0618-1R5M-ANF	1.50	32.6	34.0	4.0	11.5
YXMAA0618-2R2M-ANF	2.20	40.3	46.0	3.75	11.0
YXMAA0618-2R5M-ANF	2.50	49.9	52.4	3.5	10.4
YXMAA0618-3R3M-ANF	3.30	56.2	60.1	3.25	10.0
YXMAA0618-4R7M-ANF	4.70	76.6	78.0	3.0	8.0

©All test Data is referenced to 25°C ambient

©Typical Heat Rating DC Current would cause an approximately ΔT of 40°C

© Typical Saturation DC Current would cause Lo to drop approximately 30%

△ Operating Temperature Range: -55°C to +125°C



YUXIN TECHNOLOGY CO., LTD.

SIMPLE AND BETTER SOLUTIONS

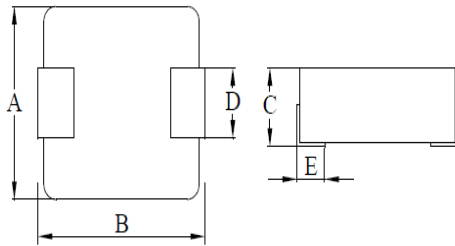
VER: 2.0

DATE: 2016.1.12

YUXINUCT: Power Inductor

SERIES: YXMAA0618T

PACKAGING DIMENSION: [Unit: mm]



A	6.6±0.3
B	7.1±0.3
C	1.8MAX
D	3.0±0.3
E	1.6±0.5

GENERAL SPECIFICATIONS:

**RoHS
COMPLIANT**

P/N	L0 Inductance μH ±20% @0A	DCR(mΩ)		Heat Rating	Saturation
		【Typical】	【Max】	Current	Current
				Idc (Amp)	Isat (Amp)
				Typ.	Typ.
YXMAA0618T-R10M-ANF	0.10	2.0	2.5	18.0	45.0
YXMAA0618T-R33M-ANF	0.33	5.2	6.8	12.0	22.0
YXMAA0618T-R47M-ANF	0.47	7.3	8.4	11.0	18.0
YXMAA0618T-R68M-ANF	0.68	10.8	12.7	9.0	17.0
YXMAA0618T-1R0M-ANF	1.00	14.5	17.0	7.0	14.0
YXMAA0618T-2R0M-ANF	2.00	28.0	32.0	6.0	13.0
YXMAA0618T-2R2M-ANF	2.20	31.0	35.0	6.0	13.0
YXMAA0618T-3R3M-ANF	3.30	56.0	60.0	3.5	10.0
YXMAA0618T-4R7M-ANF	4.70	68.0	72.0	3.5	5.0
YXMAA0618T-6R8M-ANF	6.80	101.0	110.0	2.8	3.5

©All test Data is referenced to 25°C ambient

©Typical Heat Rating DC Current would cause an approximately ΔT of 40°C

© Typical Saturation DC Current would cause Lo to drop approximately 30%

△ Operating Temperature Range: -55°C to +125°C



YUXIN TECHNOLOGY CO., LTD.

SIMPLE AND BETTER SOLUTIONS

VER: 2.0

DATE: 2016.3.12

YUXINUCT: Power Inductor

SERIES: YXMBO0624

PACKAGING DIMENSION: [Unit: mm]



A	6.6±0.3
B	7.4MAX
C	2.4MAX
D	3.0±0.3
E	1.5±0.3

GENERAL SPECIFICATIONS:

**RoHS
COMPLIANT**

P/N	L0 Inductance μH ±20% @0A	DCR(mΩ)		Heat Rating	Saturation
		【Typical】	【Max】	Current	Current
				Idc (Amp) Typ.	Isat (Amp) Typ.
YXMBO0624-R22M-ANP-AA	0.22	2.8	3.0	21.0	34.0
YXMBO0624-R47M-ANP	0.47	4.6	5.1	15.0	22.0
YXMBO0624-R68M-ANP	0.68	6.8	8.7	11.0	18.0
YXMBO0624-1R0M-ANP-AA	1.00	13.1	14.2	9.0	16.0
YXMBO0624-2R2M-ANP-AA	2.20	28.0	34.0	6.5	14.0
YXMBO0624-3R3M-ANP	3.30	36.5	52.0	5.5	9.0
YXMBO0624-4R7M-ANP-AA	4.70	45.2	63.0	4.5	9.0
YXMBO0624-6R8M-ANP-AA	6.80	72.5	95.0	3.6	7.0
YXMBO0624-100M-ANP	10.00	115.0	129.0	3.1	4.0

©All test Data is referenced to 25°C ambient

©Typical Heat Rating DC Current would cause an approximately ΔT of 40°C

©Typical Saturation DC Current would cause Lo to drop approximately 30%

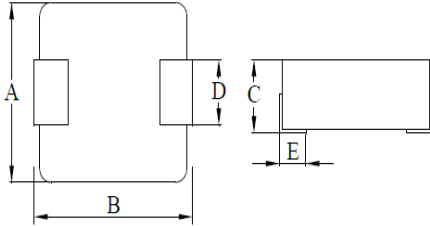
△ Operating Temperature Range: -25°C to +125°C



YUXINUCT: Power Inductor

SERIES: YXMAA0603

PACKAGING DIMENSION: [Unit: mm]



A	6.6±0.3
B	7.1±0.3
C	3.0MAX
D	3.0±0.3
E	1.6±0.5

GENERAL SPECIFICATIONS:

**RoHS
COMPLIANT**

P/N	L0 Inductance μH ±20% @0A	DCR(mΩ)		Heat Rating	Saturation
		【Typical】	【Max】	Current	Current
				Idc (Amp) Typ.	Isat (Amp) Typ.
YXMAA0603-R10M-ANP/F	0.10	1.5	1.7	32.5	60.0
YXMAA0603-R15M-ANP/F	0.15	1.9	2.5	26.0	52.0
YXMAA0603-R20M-ANP/F	0.20	2.4	3.0	24.0	41.0
YXMAA0603-R22M-ANP/F	0.22	2.5	2.8	23.0	40.0
YXMAA0603-R33M-ANP/F	0.33	3.5	3.9	20.0	30.0
YXMAA0603-R47M-ANP/F	0.47	4.0	4.2	17.5	26.0
YXMAA0603-R68M-ANP/F	0.68	5.0	5.5	15.5	25.0
YXMAA0603-R82M-ANP/F	0.82	6.7	8.0	13.0	24.0
YXMAA0603-1R0M-ANP/F	1.00	9.0	10.0	11.0	22.0
YXMAA0603-1R5M-ANP/F	1.50	14.0	15.0	9.0	18.0
YXMAA0603-2R2M-ANP/F	2.20	18.0	20.0	8.0	14.0
YXMAA0603-3R3M-ANP/F	3.30	28.0	30.0	6.0	13.5
YXMAA0603-4R7M-ANP/F	4.70	37.0	40.0	5.5	10.0
YXMAA0603-6R8M-ANP/F	6.80	54.0	60.0	4.5	8.0
YXMAA0603-8R2M-ANP/F	8.20	64.0	68.0	4.0	7.5
YXMAA0603-100M-ANP/F	10.00	102.0	105.0	3.0	7.0

©All test Data is referenced to 25°C ambient

©Typical Heat Rating DC Current would cause an approximately ΔT of 40°C

© Typical Saturation DC Current would cause Lo to drop approximately 30%

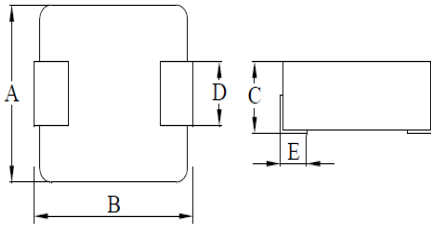
Δ Operating Temperature Range: -25°C to +125°C



YUXINUCT: Power Inductor

SERIES: YXMAA063T

PACKAGING DIMENSION: [Unit: mm]



A	6.6±0.3
B	7.1±0.3
C	3.0MAX
D	3.0±0.3
E	1.6±0.5

GENERAL SPECIFICATIONS:

**RoHS
COMPLIANT**

P/N	L0 Inductance μH ±20% @0A	DCR(mΩ)		Heat Rating	Saturation
		【Typical】	【Max】	Current	Current
				Idc (Amp) Typ.	Isat (Amp) Typ.
YXMAA063T-R10M-ANP/F	0.10	1.5	1.7	32.5	60.0
YXMAA063T-R15M-ANP/F	0.15	1.9	2.5	30.0	40.0
YXMAA063T-R20M-ANP/F	0.20	2.4	3.0	24.0	34.0
YXMAA063T-R22M-ANP/F	0.22	2.5	3.0	23.0	34.0
YXMAA063T-R33M-ANP/F	0.33	3.0	3.5	21.0	25.0
YXMAA063T-R36M-ANP/F	0.36	3.3	3.9	20.0	24.0
YXMAA063T-R47M-ANP/F	0.47	3.5	4.1	18.0	20.0
YXMAA063T-R56M-ANP/F	0.56	3.9	4.5	16.5	18.0
YXMAA063T-R68M-ANP/F	0.68	4.8	5.3	16.0	17.0
YXMAA063T-R82M-ANP/F	0.82	5.4	6.0	14.0	16.0
YXMAA063T-1R0M-ANP/F	1.00	6.7	7.4	12.0	15.0
YXMAA063T-1R2M-ANP/F	1.20	7.8	10.0	10.0	14.0
YXMAA063T-1R5M-ANP/F	1.50	10.6	12.1	10.0	14.0
YXMAA063T-2R2M-ANP/F	2.20	13.5	15.0	8.0	10.0
YXMAA063T-2R5M-ANP/F	2.50	16.0	18.0	7.0	10.0
YXMAA063T-3R3M-ANP/F	3.30	18.0	22.0	6.5	9.5
YXMAA063T-4R7M-ANP/F	4.70	28.0	33.0	5.5	6.5
YXMAA063T-5R6M-ANP/F	5.60	39.0	42.0	5.5	6.0
YXMAA063T-6R8M-ANP/F	6.80	43.0	50.0	4.5	6.0
YXMAA063T-8R2M-ANP/F	8.20	54.0	60.0	4.5	6.0
YXMAA063T-100M-ANP/F	10.00	62.0	68.0	4.0	5.5
YXMAA063T-150M-ANP/F	15.00	110.0	125.0	3.5	3.0
YXMAA063T-220M-ANP/F	10.00	180.0	200.0	2.3	3.0

©All test Data is referenced to 25°C ambient

©Typical Heat Rating DC Current would cause an approximately ΔT of 40°C

© Typical Saturation DC Current would cause Lo to drop approximately 30%

Δ Operating Temperature Range: -25°C to +125°C



YUXIN TECHNOLOGY CO., LTD.

SIMPLE AND BETTER SOLUTIONS

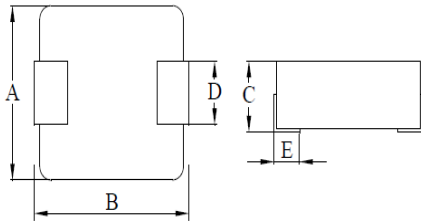
VER: 2.0

DATE: 2016.1.11

YUXINUCT: Power Inductor

SERIES: YXMAC0603

PACKAGING DIMENSION: [Unit: mm]



A	6.6±0.5
B	7.6MAX
C	3.0MAX
D	3.0±0.3
E	1.6±0.3

GENERAL SPECIFICATIONS:

**RoHS
COMPLIANT**

P/N	LO Inductance μH ±20% @0A	DCR(mΩ)		Heat Rating	Saturation
		【Typical】	【Max】	Current	Current
				Idc (Amp)	Isat (Amp)
				Typ.	Typ.
YXMAC0603-R47M-ANP/F	0.47	4.4	5.0	16.0	30.0
YXMAC0603-R68M-ANP/F	0.68	5.4	6.0	15.0	25.0
YXMAC0603-1R0M-ANP/F	1.00	8.4	10.0	11.0	22.0
YXMAC0603-1R5M-ANP/F	1.50	13.0	15.0	9.0	18.0
YXMAC0603-2R2M-ANP/F	2.20	16.7	20.0	8.0	14.0
YXMAC0603-3R3M-ANP/F	3.30	28.1	30.0	6.0	13.0
YXMAC0603-4R7M-ANP/F	4.70	35.0	40.0	5.5	9.0
YXMAC0603-6R8M-ANP/F	6.80	52.0	60.0	4.5	8.0
YXMAC0603-8R2M-ANP/F	8.20	69.0	75.0	4.0	7.0
YXMAC0603-100M-ANP/F	10.00	90.0	100.0	3.3	6.0
YXMAC0603-150M-ANP/F	15.00	91.0	120.0	3.0	4.6
YXMAC0603-220M-ANP/F	22.00	141.0	160.0	2.7	3.5
YXMAC0603-330M-ANP/F	33.00	205.0	220.0	2.0	3.0
YXMAC0603-470M-ANP/F	47.00	335.0	355.0	1.5	2.8

©All test Data is referenced to 25°C ambient

©Typical Heat Rating DC Current would cause an approximately ΔT of 40°C

© Typical Saturation DC Current would cause Lo to drop approximately 30%

△ Operating Temperature Range: -25°C to +125°C



A	6.6±0.5
B	7.6MAX
C	3.0MAX
D	3.0±0.3
E	1.6±0.3

GENERAL SPECIFICATIONS:

**RoHS
COMPLIANT**

P/N	L0 Inductance μH ±20% @0A	DCR(mΩ)		Heat Rating	Saturation
		【Typical 】	【Max】	Current	Current
				Idc (Amp)	Isat (Amp)
				Typ.	Typ.
YXMAC0603-R10M-ANP/F	0.10	0.9	1.1	32.0	60.0
YXMAC0603-R22M-ANP/F	0.22	1.7	2.6	23.0	40.0
YXMAC0603-R33M-ANP/F	0.33	3.4	3.9	18.0	33.0
YXMAC0603-R47M-ANP/F	0.47	4.4	5.0	16.0	30.0
YXMAC0603-R68M-ANP/F	0.68	5.4	6.0	15.0	25.0
YXMAC0603-1R0M-ANP/F	1.00	8.4	10.0	11.0	22.0
YXMAC0603-1R5M-ANP/F	1.50	13.0	15.0	9.0	18.0
YXMAC0603-2R2M-ANP/F	2.20	16.7	20.0	8.0	14.0
YXMAC0603-3R3M-ANP/F	3.30	28.1	30.0	6.0	13.0
YXMAC0603-4R7M-ANP/F	4.70	35.0	40.0	5.5	9.0
YXMAC0603-6R8M-ANP/F	6.80	52.0	60.0	4.5	8.0
YXMAC0603-8R2M-ANP/F	8.20	69.0	75.0	4.0	7.0
YXMAC0603-100M-ANP/F	10.00	90.0	100.0	3.3	6.0
YXMAC0603-150M-ANP/F	15.00	91.0	120.0	3.0	4.6
YXMAC0603-220M-ANP/F	22.00	141.0	160.0	2.7	3.5
YXMAC0603-330M-ANP/F	33.00	205.0	220.0	2.0	3.0
YXMAC0603-470M-ANP/F	47.00	335.0	355.0	1.5	2.8

©All test Data is referenced to 25°C ambient

©Typical Heat Rating DC Current would cause an approximately ΔT of 40°C

© Typical Saturation DC Current would cause Lo to drop approximately 30%

△ Operating Temperature Range: -25°C to +125°C



YUXIN TECHNOLOGY CO., LTD.

SIMPLE AND BETTER SOLUTIONS

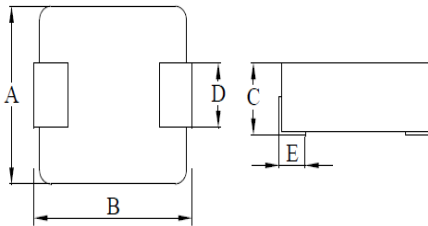
VER: 2.0

DATE: 2017.3.11

YUXINUCT: Power Inductor

SERIES: YXMAC1040

PACKAGING DIMENSION: [Unit: mm]



A	10.0±0.5
B	11.0±0.5
C	4.0MAX
D	3.0±0.5
E	2.0±0.5

GENERAL SPECIFICATIONS:

**RoHS
COMPLIANT**

P/N	L0 Inductance μH ±20% @0A	DCR(mΩ)		Heat Rating	Saturation
		【Typical】	【Max】	Current	Current
				Idc (Amp)	Isat (Amp)
				Typ.	Typ.
YXMAC1040-R22M-ITF	0.22	1.2	1.5	30.0	40.0
YXMAC1040-R36M-ITF	0.36	1.1	1.3	30.0	60.0
YXMAC1040-R47M-ITF	0.47	1	1.3	30.0	50.0
YXMAC1040-R56M-ITF	0.56	1.5	2	27.0	36.0
YXMAC1040-1R0M-ITF	1.00	4.4	4.8	18.0	40.0
YXMAC1040-3R3M-ITF	3.30	11.0	12.0	10.0	19.0
YXMAC1040-4R7M-ITF	4.70	12.0	15.0	9.0	13.0
YXMAC1040-6R8M-ITF	6.80	18.0	22.0	7.0	12.0
YXMAC1040-100M-ITF	10.00	26.0	30.0	6.5	9.0
YXMAC1040-150M-ITF	15.00	35.0	40.0	4.5	8.0
YXMAC1040-220M-ITF	22.00	60.0	70.0	4.0	8.0
YXMAC1040-330M-ITF	33.00	75.0	85.0	3.0	5.8
YXMAC1040-470M-ITF	47.00	140.0	160.0	2.6	4.4
YXMAC1040-680M-ITF	68.00	163.0	200.0	2.5	3.6
YXMAC1040-820M-ITF	82.00	234.0	260.0	2.0	3.0
YXMAC1040-101M-ITF	100.00	280.0	300.0	1.8	2.8

©All test Data is referenced to 25°C ambient

©Typical Heat Rating DC Current would cause an approximately ΔT of 40°C

© Typical Saturation DC Current would cause Lo to drop approximately 30%

Δ Operating Temperature Range: -25°C to +125°C



PRODUCT: Power Inductor

SERIES: YXMAC1040

PACKAGING DIMENSION: [Unit: mm]



A	10.0±0.5
B	11.0±0.5
C	4.0MAX
D	3.0±0.5
E	2.0±0.5

GENERAL SPECIFICATIONS:

**RoHS
COMPLIANT**

P/N	L0 Inductance μH ±20% @0A	DCR(mΩ)		Heat Rating	Saturation
		【Typical 】	【Max】	Current	Current
				Idc (Amp)	Isat (Amp)
YXMAC1040-R22M-ITF	0.22	1.2	1.5	30.0	40.0
YXMAC1040-R33M-ITF	0.33	1.1	1.5	30.0	40.0
YXMAC1040-R36M-ITF	0.36	1.6	1.8	30.0	40.0
YXMAC1040-R47M-ITF	0.47	1.0	1.3	30.0	50.0
YXMAC1040-R56M-ITF	0.56	1.6	2.0	27.0	36.0
YXMAC1040-1R0M-ITF	1.00	4.4	4.8	18.0	40.0
YXMAC1040-1R5M-ITF	1.50	4.4	5.0	17.0	24.0
YXMAC1040-2R2M-ITF	2.20	6.0	7.0	14.0	22.0
YXMAC1040-3R3M-ITF	3.30	11.0	12.0	10.0	19.0
YXMAC1040-4R7M-ITF	4.70	12.0	15.0	9.0	13.0
YXMAC1040-5R6M-ITF	5.60	17.8	23.0	9.0	12.0
YXMAC1040-6R8M-ITF	6.80	18.0	22.0	7.0	12.0
YXMAC1040-8R2M-ITF	8.20	22.0	25.0	8.0	11.0
YXMAC1040-100M-ITF	10.00	26.0	30.0	6.5	9.0
YXMAC1040-150M-ITF	15.00	35.0	40.0	4.5	8.0
YXMAC1040-220M-ITF	22.00	60.0	70.0	4.0	8.0
YXMAC1040-330M-ITF	33.00	75.0	85.0	3.0	5.8
YXMAC1040-470M-ITF	47.00	140.0	160.0	2.6	4.4
YXMAC1040-680M-ITF	68.00	163.0	200.0	2.5	3.6
YXMAC1040-820M-ITF	82.00	234.0	260.0	2.0	3.0
YXMAC1040-101M-ITF	100.00	280.0	300.0	1.8	2.8

©All test Data is referenced to 25°C ambient

©Typical Heat Rating DC Current would cause an approximately ΔT of 40°C

© Typical Saturation DC Current would cause Lo to drop approximately 30%

△ Operating Temperature Range: -25°C to +125°C



YUXINUCT: Power Inductor

SERIES: YXMAC1250

PACKAGING DIMENSION: [Unit: mm]



A	12.8±0.5
B	13.2±1.0
C	5.0MAX
D	3.5±0.5
E	2.5±0.5

GENERAL SPECIFICATIONS:

**RoHS
COMPLIANT**

P/N	L0 Inductance μH ±20% @0A	DCR(mΩ)		Heat Rating	Saturation
		【Typical】	【Max】	Current	Current
				Idc (Amp)	Isat (Amp)
				Typ.	Typ.
YXMAC1250-R33M-ITF	0.33	0.9	1.2	40.0	74.0
YXMAC1250-R47M-ITF	0.47	1.1	1.4	38.0	68.0
YXMAC1250-R68M-ITF	0.68	1.3	1.6	37.0	63.0
YXMAC1250-1R0M-ITF	1.00	2.3	2.5	27.0	45.0
YXMAC1250-1R5M-ITF	1.50	2.7	3.2	24.0	40.0
YXMAC1250-2R2M-ITF	2.20	4.2	4.8	20.0	30.0
YXMAC1250-3R3M-ITF	3.30	7.5	9.0	15.0	26.0
YXMAC1250-4R7M-ITF	4.70	10.0	12.0	13.0	23.0
YXMAC1250-6R8M-ITF	6.80	13.0	17.0	11.0	20.0
YXMAC1250-100M-ITF	10.00	19.0	25.0	9.0	15.0
YXMAC1250-150M-ITF	15.00	30.0	35.0	7.2	12.5
YXMAC1250-220M-ITF	22.00	36.0	40.0	5.0	8.6
YXMAC1250-330M-ITF	33.00	63.9	74.0	5.0	8.0
YXMAC1250-470M-ITF	47.00	95.3	110.0	4.0	7.0
YXMAC1250-680M-ITF	68.00	144.2	165.0	3.3	6.0

©All test Data is referenced to 25°C ambient

©Typical Heat Rating DC Current would cause an approximately ΔT of 40°C

© Typical Saturation DC Current would cause Lo to drop approximately 30%

Δ Operating Temperature Range: -25°C to +125°C



YUXINUCT: Power Inductor

SERIES: YXMAC1265

PACKAGING DIMENSION: [Unit: mm]



A	12.8±0.5
B	13.2±1.0
C	6.5MAX
D	3.5±0.5
E	2.5±0.5

GENERAL SPECIFICATIONS:

**RoHS
COMPLIANT**

P/N	L0 Inductance μH ±20% @0A	DCR(mΩ)		Heat Rating	Saturation
		【Typical】	【Max】	Current	Current
				Idc (Amp)	Isat (Amp)
				Typ.	Typ.
YXMAC1265-R68M-ITF	0.68	1.1	1.4	38.0	66.0
YXMAC1265-1R0M-ITF	1.00	1.6	2.0	34.0	54.0
YXMAC1265-1R5M-ITF	1.50	2.4	3.2	26.0	45.0
YXMAC1265-2R2M-ITF	2.20	3.4	4.2	21.0	30.0
YXMAC1265-3R3M-ITF	3.30	4.8	5.7	18.0	27.0
YXMAC1265-4R7M-ITF	4.70	8.2	10.0	15.0	24.0
YXMAC1265-6R8M-ITF	6.80	11.0	14.0	11.0	22.0
YXMAC1265-100M-ITF	10.00	14.0	16.8	10.0	16.0
YXMAC1265-150M-ITF	15.00	27.5	32.0	7.8	14.0
YXMAC1265-220M-ITF	22.00	32.7	38.0	7.0	10.5
YXMAC1265-330M-ITF	33.00	45.0	50.0	4.0	7.6
YXMAC1265-470M-ITF	47.00	63.1	72.0	5.0	6.5
YXMAC1265-680M-ITF	68.00	105.1	130.0	3.8	6.0
YXMAC1265-101M-ITF	100.00	130.0	160.0	3.0	5.0

©All test Data is referenced to 25°C ambient

©Typical Heat Rating DC Current would cause an approximately ΔT of 40°C

© Typical Saturation DC Current would cause Lo to drop approximately 30%

Δ Operating Temperature Range: -25°C to +125°C



YUXIN TECHNOLOGY CO., LTD.

SIMPLE AND BETTER SOLUTIONS

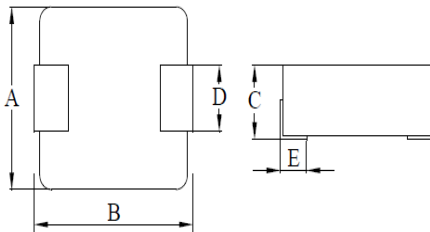
VER: 2.0

DATE: 2016.3.25

YUXINUCT: Power Inductor

SERIES: YXMAC1770

PACKAGING DIMENSION: [Unit: mm]



A	17.5±1.0
B	17.15MAX
C	7.0MAX
D	11.94±0.3
E	2.5±0.5

GENERAL SPECIFICATIONS:

**RoHS
COMPLIANT**

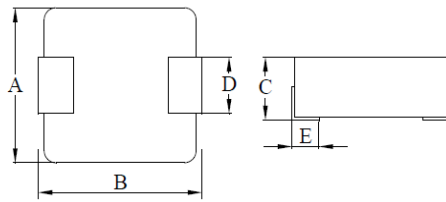
P/N	L0 Inductance μH ±20% @0A	DCR(mΩ)		Heat Rating	Saturation
		【Typical】	【Max】	Current	Current
				Idc (Amp)	Isat (Amp)
				Typ.	Typ.
YXMAC1770-1R5M-IGP	1.50	1.70	2.00	48.0	45.0
YXMAC1770-2R2M-IGP	2.20	2.31	2.53	35.0	60.0
YXMAC1770-3R3M-IGP	3.30	3.00	3.88	28.0	54.0
YXMAC1770-4R7M-IGP	4.70	4.10	4.70	20.0	35.0
YXMAC1770-6R8M-IGP	6.80	6.90	8.83	19.0	32.0
YXMAC1770-100M-IGP	10.00	11.00	12.00	16.5	25.0
YXMAC1770-150M-IGP	15.00	12.00	16.00	14.0	17.6
YXMAC1770-220M-IGP	22.00	17.00	22.00	8.0	16.0
YXMAC1770-330M-IGP	33.00	28.00	37.00	10.5	9.0
YXMAC1770-470M-IGP	47.00	42.10	46.00	9.0	11.0
YXMAC1770-101M-IGP	100.00	95.30	105.00	5.0	7.0

©All test Data is referenced to 25°C ambient

©Typical Heat Rating DC Current would cause an approximately ΔT of 40°C

© Typical Saturation DC Current would cause Lo to drop approximately 30%

△ Operating Temperature Range: -25°C to +125°C

PACKAGING DIMENSION: [Unit: mm]

A	6.6±0.2
B	7.1±0.3
C	3.0MAX
D	3.0Typ
E	1.6Typ

GENERAL SPECIFICATIONS:

**RoHS
COMPLIANT**

P/N	L0 Inductance $\mu\text{H} \pm 20\%$ @0A	DCR(m Ω)		Heat Rating	Saturation
		【Typical 】	【Max】	Current	Current
				Idc (Amp)	Isat (Amp)
				Typ.	Typ.
YXMAS0603-R15M-ANP/F	0.15	1.55	2.30	30.0	41.0
YXMAS0603-R22M-ANP/F	0.22	1.60	2.50	25.0	35.0
YXMAS0603-R47M-ANP/F	0.47	4.00	4.50	18.0	20.0
YXMAS0603-R68M-ANP/F	0.68	4.75	5.30	16.0	19.0
YXMAS0603-1R0M-ANP/F	1.00	6.60	7.25	13.0	15.5
YXMAS0603-1R5M-ANP/F	1.50	13.20	16.00	12.5	18.0
YXMAS0603-2R2M-ANP/F	2.20	16.50	20.00	8.5	14.0
YXMAS0603-3R3M-ANP/F	3.30	24.50	35.00	7.0	12.0
YXMAS0603-4R7M-ANP/F	4.70	35.00	40.00	6.0	9.0
YXMAS0603-5R6M-ANP/F	5.60	36.00	42.00	5.7	7.0
YXMAS0603-6R8M-ANP/F	6.80	44.30	48.00	5.1	6.0
YXMAS0603-8R2M-ANP/F	8.20	60.00	64.90	5.0	6.0
YXMAS0603-100M-ANP/F	10.00	64.50	68.00	4.5	5.5
YXMAS0603-150M-ANP/F	15.00	103.00	115.00	3.1	4.6
YXMAS0603-220M-ANP/F	22.00	126.00	135.00	2.6	3.5
YXMAS0603-330M-ANP/F	33.00	250.00	270.00	2.0	3.0

©All test Data is referenced to 25°C ambient

©Typical Heat Rating DC Current would cause an approximately ΔT of 40°C

© Typical Saturation DC Current would cause Lo to drop approximately 30%

Δ Operating Temperature Range: -25°C to +125°C

X-ON Electronics

Largest Supplier of Electrical and Electronic Components

Click to view similar products for [Fixed Inductors](#) category:

Click to view products by [YUXIN](#) manufacturer:

Other Similar products are found below :

[CR32NP-100KC](#) [CR32NP-151KC](#) [CR32NP-180KC](#) [CR32NP-181KC](#) [CR32NP-1R5MC](#) [CR32NP-390KC](#) [CR32NP-3R9MC](#) [CR32NP-680KC](#) [CR32NP-820KC](#) [CR32NP-8R2MC](#) [CR43NP-390KC](#) [CR43NP-560KC](#) [CR43NP-680KC](#) [CR54NP-181KC](#) [CR54NP-470LC](#) [CR54NP-820KC](#) [CR54NP-8R5MC](#) [70F224AI](#) [MGDQ4-00004-P](#) [MHL1ECTTP18NJ](#) [MHQ1005P10NJ](#) [MHQ1005P1N0S](#) [MHQ1005P2N4S](#) [MHQ1005P3N6S](#) [MHQ1005P5N1S](#) [MHQ1005P8N2J](#) [PE-51506NL](#) [PE-53601NL](#) [PE-53602NL](#) [PE-53630NL](#) [PE-53824SNLT](#) [PE-92100NL](#) [PG0434.801NLT](#) [PG0936.113NLT](#) [9220-20](#) [9310-16](#) [PM06-2N7](#) [PM06-39NJ](#) [A01TK](#) [1206CS-471XJ](#) [HC2LP-R47-R](#) [HC2-R47-R](#) [HC3-2R2-R](#) [HCF1305-3R3-R](#) [1206CS-151XG](#) [RCH664NP-140L](#) [RCH664NP-4R7M](#) [RCH8011NP-221L](#) [RCP1317NP-332L](#) [RCP1317NP-391L](#)