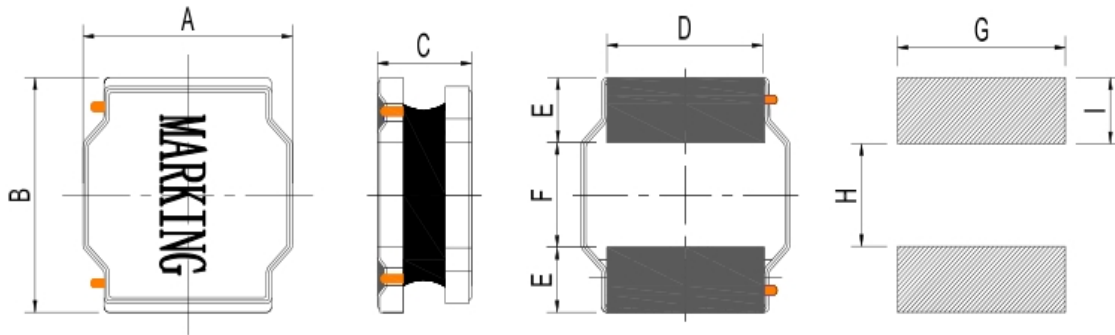




YXUCT: Power Inductor

SERIES: YXNAQ252012

PACKAGING DIMENSION: [Unit: mm]



A	2.5±0.2
B	2.0±0.2
C	1.2Max
D	1.5±0.2
E	0.8±0.2
F	0.8±0.2
G	2.0
H	0.8
I	0.85

GENERAL SPECIFICATIONS:

**RoHS
COMPLIANT**

P/N	L0 Inductance μH	Tolerance (±%)	DCR(mΩ)		Isat Typ (A)	Irms Typ (A)
			Typ	Max		
YXNAQ252012-R47M	0.47	20	41	45	4.51	3.70
YXNAQ252012-R68M	0.68	20	72	79	3.84	3.30
YXNAQ252012-1R0M	1.00	20	83	92	3.36	2.60
YXNAQ252012-1R5M	1.50	20	110	122	2.81	2.20
YXNAQ252012-2R2M	2.20	20	130	158	2.32	1.85
YXNAQ252012-3R3M	3.30	20	196	216	2.02	1.45
YXNAQ252012-4R7M	4.70	20	299	341	1.48	1.20
YXNAQ252012-6R8M	6.80	20	438	482	1.22	1.00
YXNAQ252012-100M	10.00	20	564	621	1.09	0.75
YXNAQ252012-150M	15.00	20	1200	1320	0.85	0.60
YXNAQ252012-220M	22.00	20	1480	1640	0.66	0.50

◎testing frequency:100KHz/1V

◎All test Data is referenced to 20°C ambient

◎Typical Heat Rating DC Current would cause an approximately ΔT of 40°C

◎ Typical Saturation DC Current would cause Lo to drop approximately 30%

△ Operating Temperature Range: -40°C ~ +125°C (Self-temperature rise is included)



YUXIN TECHNOLOGY CO., LTD.

SIMPLE AND BETTER SOLUTIONS

VER: 2.0

DATE: 2017.4.11

YXUCT: Power Inductor

SERIES: YXNAQ252010

PACKAGING DIMENSION: [Unit: mm]



A	2.5±0.2
B	2.0±0.2
C	1.0Max
D	1.5±0.2
E	0.8±0.2
F	0.8±0.2
G	2.0
H	0.8
I	0.85

GENERAL SPECIFICATIONS:

**RoHS
COMPLIANT**

P/N	L0 Inductance μH	Tolerance (±%)	DCR(mΩ)		Isat Typ (A)	Irms Typ (A)
			Typ	Max		
YXNAQ252010-R47N	0.47	30	45	54	3.75	3.03
YXNAQ252010-R68N	0.68	30	58	72	3.08	2.42
YXNAQ252010-1R0M	1.00	20	84	110	2.46	1.98
YXNAQ252010-1R5M	1.50	20	142	174	2.35	1.60
YXNAQ252010-2R2M	2.20	20	162	199	1.79	1.32
YXNAQ252010-3R3M	3.30	20	254	312	1.46	1.10
YXNAQ252010-4R7M	4.70	20	437	536	1.29	0.88
YXNAQ252010-6R8M	6.80	20	695	854	1.03	0.79
YXNAQ252010-100M	10.00	20	846	1050	0.87	0.64

©testing frequency:100KHz/1V

©All test Data is referenced to 20°C ambient

©Typical Heat Rating DC Current would cause an approximately ΔT of 40°C

© Typical Saturation DC Current would cause Lo to drop approximately 30%

Δ Operating Temperature Range: -40°C ~ +125°C (Self-temperature rise is included)



YXUCT: Power Inductor

SERIES: YXNAQ3010

PACKAGING DIMENSION: [Unit: mm]



A	3.0±0.2
B	3.0±0.2
C	1.0Max
D	2.5±0.2
E	0.75±0.2
F	1.5±0.2
G	2.7
H	1.5
I	0.8

GENERAL SPECIFICATIONS:

**RoHS
COMPLIANT**

P/N	LO Inductance μH	Tolerance (±%)	DCR(mΩ) ±30%	Isat (A)	Irms (A)	Marking
YXNAQ3010-1R0N	1.00	30	56	1.89	1.81	1R0
YXNAQ3010-1R5N	1.50	30	68	1.71	1.63	1R5
YXNAQ3010-2R2N	2.20	30	95	1.55	1.36	2R2
YXNAQ3010-3R3N	3.30	30	124	1.31	1.20	3R3
YXNAQ3010-4R7M	4.70	20	193	1.03	0.96	4R7
YXNAQ3010-6R8M	6.80	20	261	0.89	0.83	6R8
YXNAQ3010-100M	10.00	20	342	0.78	0.73	100
YXNAQ3010-120M	12.00	20	432	0.69	0.65	120
YXNAQ3010-150M	15.00	20	522	0.61	0.59	150
YXNAQ3010-220M	22.00	20	796	0.48	0.48	220
YXNAQ3010-330M	33.00	20	1326	0.39	0.38	330
YXNAQ3010-390M	39.00	20	1497	0.38	0.35	390
YXNAQ3010-470M	47.00	20	1668	0.30	0.33	470
YXNAQ3010-510M	51.00	20	1881	0.29	0.31	510
YXNAQ3010-560M	56.00	20	1984	0.29	0.30	560

◎testing frequency:100KHz/1V

◎All test Data is referenced to 20°C ambient

◎Typical Heat Rating DC Current would cause an approximately ΔT of 40°C

◎ Typical Saturation DC Current would cause Lo to drop approximately 30%

△ Operating Temperature Range: -40°C ~ +125°C (Self-temperature rise is included)



YUXIN TECHNOLOGY CO., LTD.

SIMPLE AND BETTER SOLUTIONS

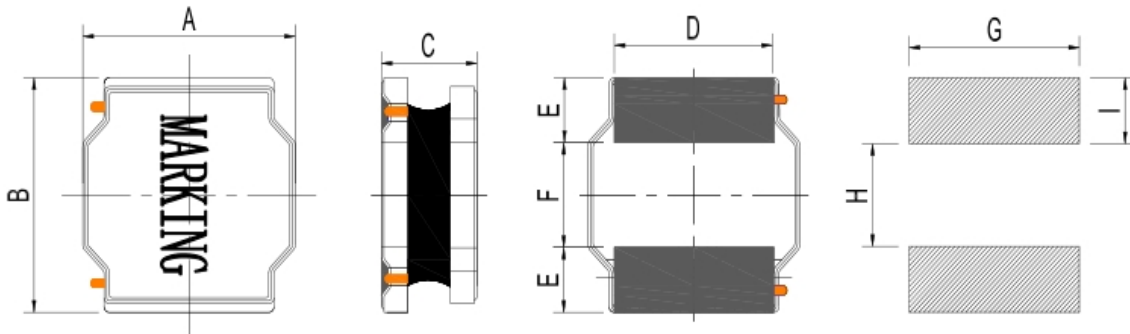
VER: 2.0

DATE: 2017.4.11

YXUCT: Power Inductor

SERIES: YXNAE3015

PACKAGING DIMENSION: [Unit: mm]



A	3.0±0.2
B	3.0±0.2
C	1.5Max
D	2.5±0.2
E	0.75±0.2
F	1.5±0.2
G	2.7
H	1.5
I	0.8

GENERAL SPECIFICATIONS:

**RoHS
COMPLIANT**

P/N	LO Inductance μH	Tolerance (±%)	DCR(mΩ) ±30%	Isat (A)	Irms (A)	Marking
YXNAE3015-1R0N	1.00	30	30	2.32	2.10	1R0
YXNAE3015-1R5N	1.50	30	50	2.00	1.70	1R5
YXNAE3015-2R2N	2.20	30	60	1.60	1.60	2R2
YXNAE3015-3R3M	3.30	20	80	1.32	1.36	3R3
YXNAE3015-4R7M	4.70	20	125	1.10	1.09	4R7
YXNAE3015-5R6M	5.60	20	170	1.05	1.00	5R6
YXNAE3015-6R8M	6.80	20	200	0.85	0.85	6R8
YXNAE3015-100M	10.00	20	250	0.72	0.77	100
YXNAE3015-150M	15.00	20	350	0.65	0.65	150
YXNAE3015-220M	22.00	20	460	0.52	0.57	220
YXNAE3015-330M	33.00	20	820	0.44	0.42	330
YXNAE3015-470M	47.00	20	1250	0.35	0.32	470

◎testing frequency:100KHz/1V

◎All test Data is referenced to 20°C ambient

◎Typical Heat Rating DC Current would cause an approximately ΔT of 40°C

◎ Typical Saturation DC Current would cause Lo to drop approximately 30%

△ Operating Temperature Range: -40°C ~ +125°C (Self-temperature rise is included)



YXUCT: Power Inductor

SERIES: YXNAE4018

PACKAGING DIMENSION: [Unit: mm]



A	4.0±0.2
B	4.0±0.2
C	1.8Max
D	3.3±0.2
E	0.95±0.2
F	2.1±0.2
G	3.7
H	1.9
I	1.1

GENERAL SPECIFICATIONS:

**RoHS
COMPLIANT**

P/N	L0 Inductance μH	Tolerance (±%)	DCR(mΩ) ±30%	Isat (A)	Irms (A)	Marking
YXNAE4018-1R0N	1.00	30	25	4.50	2.50	1R0
YXNAE4018-1R5N	1.50	30	30	3.35	2.34	1R5
YXNAE4018-2R2M	2.20	20	44	2.70	2.00	2R2
YXNAE4018-3R3M	3.30	20	70	2.45	1.90	3R3
YXNAE4018-4R7M	4.70	20	90	1.70	1.70	4R7
YXNAE4018-5R6M	5.60	20	103	1.60	1.50	5R6
YXNAE4018-6R8M	6.80	20	124	1.45	1.30	6R8
YXNAE4018-8R2M	8.20	20	180	1.40	1.15	8R2
YXNAE4018-100M	10.00	20	200	1.30	1.10	100
YXNAE4018-150M	15.00	20	268	0.94	0.92	150
YXNAE4018-220M	22.00	20	390	0.80	0.80	220
YXNAE4018-330M	33.00	20	560	0.65	0.60	330
YXNAE4018-470M	47.00	20	756	0.57	0.50	470

◎testing frequency:100KHz/1V

◎All test Data is referenced to 20°C ambient

◎Typical Heat Rating DC Current would cause an approximately ΔT of 40°C

◎ Typical Saturation DC Current would cause Lo to drop approximately 30%

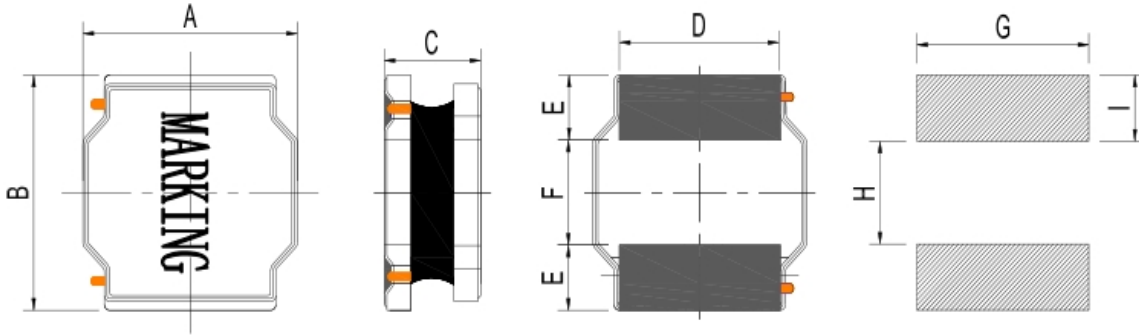
△ Operating Temperature Range: -40°C ~ +125°C (Self-temperature rise is included)



YXUCT: Power Inductor

SERIES: YXNAE4020

PACKAGING DIMENSION: [Unit: mm]



A	4.0±0.2
B	4.0±0.2
C	2.1Max
D	3.3±0.2
E	0.95±0.2
F	2.1±0.2
G	3.7
H	1.9
I	1.1

GENERAL SPECIFICATIONS:

RoHS
COMPLIANT

P/N	L0 Inductance μH	Tolerance (±%)	DCR(mΩ) ±30%	Isat (A)	Irms (A)	Marking
YXNAE4020-1R0N	1	30	28	5.10	2.15	1R0
YXNAE4020-1R2N	1.2	30	29	4.70	2.10	1R2
YXNAE4020-1R5N	1.5	30	35	4.45	1.98	1R5
YXNAE4020-2R2M	2.2	20	40	3.40	1.85	2R2
YXNAE4020-3R3M	3.3	20	70	3.20	1.40	3R3
YXNAE4020-4R7M	4.7	20	80	2.35	1.34	4R7
YXNAE4020-5R6M	5.6	20	95	2.20	1.22	5R6
YXNAE4020-6R8M	6.8	20	125	2.00	1.04	6R8
YXNAE4020-8R2M	8.2	20	150	1.75	1.00	8R2
YXNAE4020-100M	10	20	165	1.60	0.90	100
YXNAE4020-120M	12	20	175	1.50	0.88	120
YXNAE4020-150M	15	20	230	1.35	0.77	150
YXNAE4020-220M	22	20	350	1.05	0.62	220
YXNAE4020-330M	33	20	500	0.85	0.49	330
YXNAE4020-470M	47	20	710	0.74	0.44	470
YXNAE4020-680M	68	20	1250	0.60	0.35	680

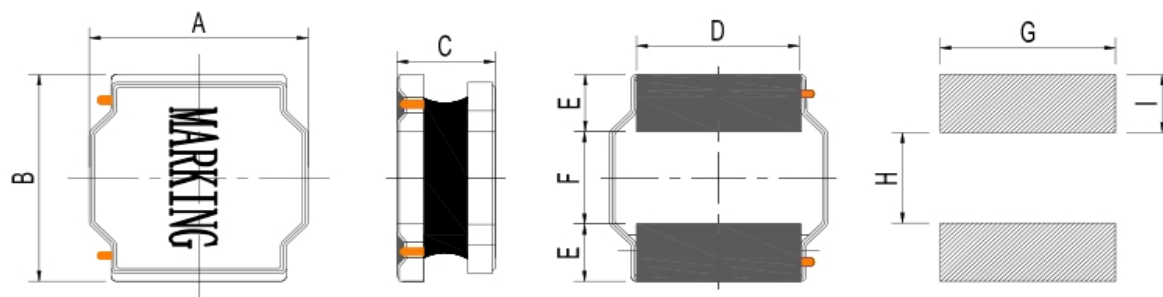
©testing frequency:100KHz/1V

©All test Data is referenced to 20°C ambient

©Typical Heat Rating DC Current would cause an approximately ΔT of 40°C

© Typical Saturation DC Current would cause Lo to drop approximately 30%

Δ Operating Temperature Range: -40°C ~ +125°C (Self-temperature rise is included)

YXUCT: Power Inductor**SERIES: YXNAE4030****PACKAGING DIMENSION: [Unit: mm]**

A	4.0±0.2
B	4.0±0.2
C	3.0Max
D	3.3±0.2
E	0.95±0.2
F	2.1±0.2
G	3.7
H	1.9
I	1.1

GENERAL SPECIFICATIONS:

RoHS
COMPLIANT

P/N	L0 Inductance μH	Tolerance (±%)	DCR(mΩ) ±30%	Isat (A)	Irms (A)	Marking
YXNAE4030-1R0N	1	30	15	5.90	3.40	1R0
YXNAE4030-1R5N	1.5	30	25	4.85	3.30	1R5
YXNAE4030-2R2M	2.2	20	35	4.10	2.95	2R2
YXNAE4030-3R3M	3.3	20	40	3.30	2.40	3R3
YXNAE4030-3R9M	3.9	20	57	3.00	2.10	3R9
YXNAE4030-4R7M	4.7	20	60	2.90	2.00	4R7
YXNAE4030-5R6M	5.6	20	70	2.75	1.95	5R6
YXNAE4030-6R8M	6.8	20	75	2.60	1.70	6R8
YXNAE4030-7R5M	7.5	20	90	2.20	1.65	7R5
YXNAE4030-8R2M	8.2	20	100	2.10	1.60	8R2
YXNAE4030-100M	10	20	115	1.95	1.50	100
YXNAE4030-120M	12	20	140	1.70	1.35	120
YXNAE4030-150M	15	20	190	1.65	1.15	150
YXNAE4030-180M	18	20	215	1.40	1.10	180
YXNAE4030-220M	22	20	225	1.30	1.00	220
YXNAE4030-330M	33	20	330	1.10	0.84	330
YXNAE4030-470M	47	20	500	0.90	0.72	470
YXNAE4030-560M	56	20	560	0.85	0.65	560
YXNAE4030-680M	68	20	750	0.75	0.55	680
YXNAE4030-820M	82	20	950	0.68	0.50	820
YXNAE4030-101M	100	20	1150	0.60	0.45	101
YXNAE4030-151M	150	20	2350	0.50	0.35	151

©testing frequency:100KHz/1V

©All test Data is referenced to 20°C ambient

©Typical Heat Rating DC Current would cause an approximately ΔT of 40°C

© Typical Saturation DC Current would cause Lo to drop approximately 30%

△ Operating Temperature Range: -40°C ~ +125°C (Self-temperature rise is included)



YXUCT: Power Inductor

SERIES: YXNAE5020

PACKAGING DIMENSION: [Unit: mm]



A	5.0±0.2
B	5.0±0.2
C	2.0Max
D	4.0±0.2
E	1.25±0.2
F	2.5±0.2
G	4.2
H	2.3
I	1.4

GENERAL SPECIFICATIONS:

**RoHS
COMPLIANT**

P/N	L0 Inductance μH	Tolerance (±%)	DCR(mΩ) ±30%	Isat (A)	Irms (A)	Marking
YXNAE5020-1R0N	1	30	20	4.33	3.70	1R0
YXNAE5020-1R5N	1.5	30	26	4.10	3.20	1R5
YXNAE5020-2R2N	2.2	30	38	3.85	2.90	2R2
YXNAE5020-3R3N	3.3	30	46	3.25	2.40	3R3
YXNAE5020-4R7M	4.7	20	65	2.40	2.05	4R7
YXNAE5020-6R8M	6.8	20	92	2.10	1.70	6R8
YXNAE5020-8R2M	8.2	20	100	1.90	1.60	8R2
YXNAE5020-100M	10	20	125	1.80	1.50	100
YXNAE5020-150M	15	20	180	1.44	1.25	150
YXNAE5020-220M	22	20	250	1.18	1.05	220
YXNAE5020-330M	33	20	370	0.97	0.83	330
YXNAE5020-470M	47	20	560	0.81	0.70	470

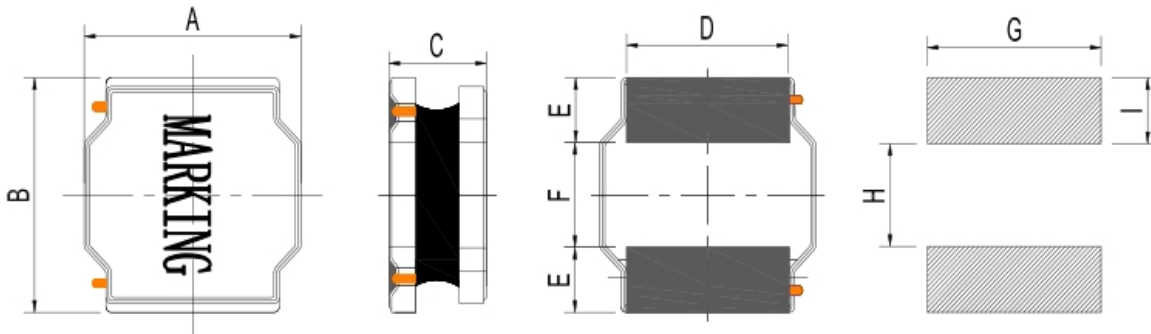
◎testing frequency:100KHz/1V

◎All test Data is referenced to 20°C ambient

◎Typical Heat Rating DC Current would cause an approximately ΔT of 40°C

◎ Typical Saturation DC Current would cause Lo to drop approximately 30%

△ Operating Temperature Range: -40°C ~ +125°C (Self-temperature rise is included)

**YXUCT: Power Inductor****SERIES: YXNAE5040****PACKAGING DIMENSION: [Unit: mm]**

A	5.0±0.2
B	5.0±0.2
C	4.0Max
D	4.0±0.2
E	1.25±0.2
F	2.5±0.2
G	4.2
H	2.3
I	1.4

GENERAL SPECIFICATIONS:

**RoHS
COMPLIANT**

P/N	LO Inductance μH	Tolerance (±%)	DCR(mΩ) ±30%	Isat (A)	Irms (A)	Marking
YXNAE5040-1R0N	1	30	13	7.35	4.90	1R0
YXNAE5040-1R5N	1.5	30	15	6.30	4.30	1R5
YXNAE5040-2R2N	2.2	30	19	4.90	3.80	2R2
YXNAE5040-2R7N	2.7	30	22	4.30	3.60	2R7
YXNAE5040-3R3N	3.3	30	24	3.95	3.40	3R3
YXNAE5040-3R9N	3.9	30	27	3.55	3.20	3R9
YXNAE5040-4R7N	4.7	30	30	3.50	3.00	4R7
YXNAE5040-5R6M	5.6	20	33	3.20	2.80	5R6
YXNAE5040-6R8M	6.8	20	43	2.90	2.50	6R8
YXNAE5040-100M	10	20	64	2.35	2.10	100
YXNAE5040-150M	15	20	86	2.00	2.00	150
YXNAE5040-220M	22	20	129	1.60	1.50	220
YXNAE5040-270M	27	20	165	1.50	1.30	270
YXNAE5040-330M	33	20	188	1.30	1.20	330
YXNAE5040-470M	47	20	270	1.10	1.00	470
YXNAE5040-680M	68	20	400	0.90	0.80	680
YXNAE5040-101M	100	20	560	0.75	0.70	101

◎testing frequency:100KHz/1V

◎All test Data is referenced to 20°C ambient

◎Typical Heat Rating DC Current would cause an approximately ΔT of 40°C

◎ Typical Saturation DC Current would cause Lo to drop approximately 30%

△ Operating Temperature Range: -40°C ~ +125°C (Self-temperature rise is included)



YUXIN TECHNOLOGY CO., LTD.

SIMPLE AND BETTER SOLUTIONS

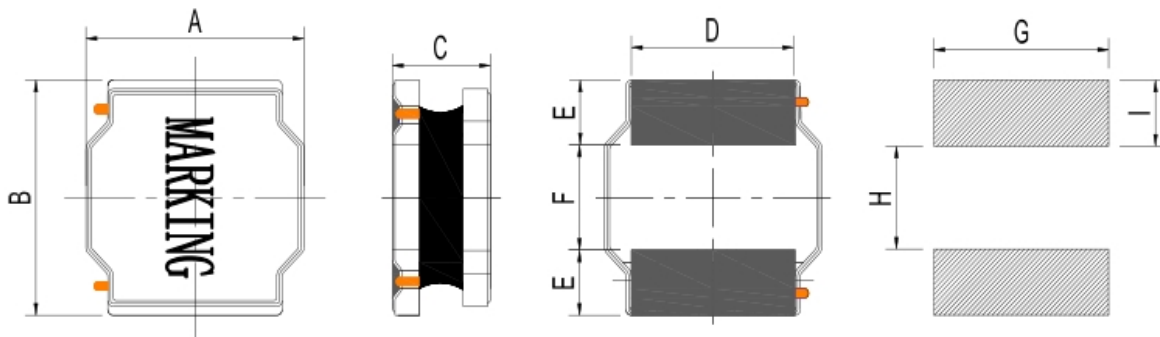
VER: 2.0

DATE: 2017.4.13

YXUCT: Power Inductor

SERIES: YXNAE6020

PACKAGING DIMENSION: [Unit: mm]



A	6.0±0.2
B	6.0±0.2
C	2.8Max
D	4.9±0.2
E	1.7±0.2
F	2.9±0.2
G	5.7
H	2.8
I	1.7

GENERAL SPECIFICATIONS:

**RoHS
COMPLIANT**

P/N	L0 Inductance μH	Tolerance (±%)	DCR(mΩ) ±30%	Isat (A)	Irms (A)	Marking
YXNAE6020-1R0N	1	30	20	4.30	3.50	1R0
YXNAE6020-1R5N	1.5	30	25	4.25	3.20	1R5
YXNAE6020-2R2N	2.2	30	35	3.75	2.75	2R2
YXNAE6020-3R3N	3.3	30	45	3.15	2.60	3R3
YXNAE6020-4R7N	4.7	30	58	3.00	2.00	4R7
YXNAE6020-5R6M	5.6	20	70	2.40	1.90	5R6
YXNAE6020-6R8M	6.8	20	85	2.20	1.80	6R8
YXNAE6020-100M	10	20	120	1.75	1.40	100
YXNAE6020-150M	15	20	160	1.50	1.20	150
YXNAE6020-220M	22	20	240	1.25	1.00	220
YXNAE6020-270M	27	20	350	1.15	0.95	270
YXNAE6020-330M	33	20	400	1.10	0.90	330
YXNAE6020-470M	47	20	500	1.00	0.80	470

©testing frequency:100KHz/1V

©All test Data is referenced to 20°C ambient

©Typical Heat Rating DC Current would cause an approximately ΔT of 40°C

© Typical Saturation DC Current would cause Lo to drop approximately 30%

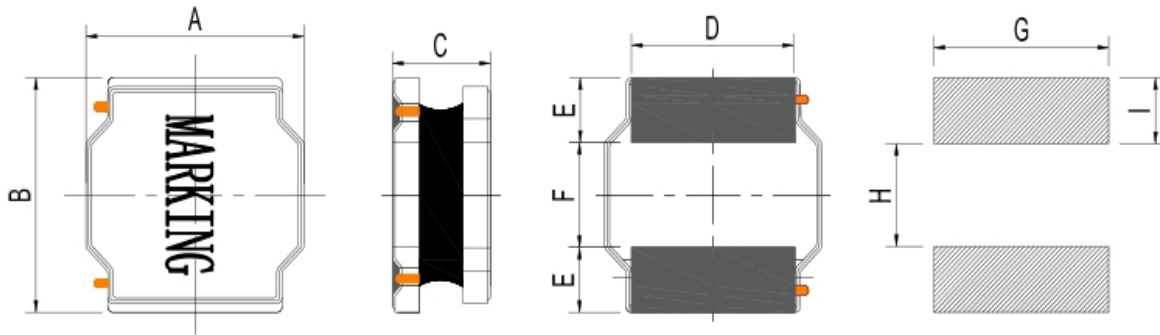
△ Operating Temperature Range: -40°C ~ +125°C (Self-temperature rise is included)



YXUCT: Power Inductor

SERIES: YXNAE6028

PACKAGING DIMENSION: [Unit: mm]



A	6.0±0.2
B	6.0±0.2
C	2.8Max
D	4.9±0.2
E	1.7±0.2
F	2.9±0.2
G	5.7
H	2.8
I	1.7

GENERAL SPECIFICATIONS:

**RoHS
COMPLIANT**

P/N	L0 Inductance μH	Tolerance (±%)	DCR(mΩ) ±30%	Isat (A)	Irms (A)	Marking
YXNAE6028-1R0N	1	30	12	6.70	4.60	1R0
YXNAE6028-1R5N	1.5	30	16	6.00	4.30	1R5
YXNAE6028-2R2N	2.2	30	20	5.10	3.75	2R2
YXNAE6028-3R3N	3.3	30	25	3.63	3.40	3R3
YXNAE6028-4R7N	4.7	30	33	3.00	3.00	4R7
YXNAE6028-5R6N	5.6	30	45	2.80	2.45	5R6
YXNAE6028-6R8M	6.8	20	56	2.60	2.40	6R8
YXNAE6028-8R2M	8.2	20	68	2.40	2.25	8R2
YXNAE6028-100M	10	20	78	2.05	1.90	100
YXNAE6028-120M	12	20	88	1.80	1.70	120
YXNAE6028-150M	15	20	125	1.75	1.50	150
YXNAE6028-180M	18	20	130	1.55	1.45	180
YXNAE6028-220M	22	20	140	1.45	1.40	220
YXNAE6028-270M	27	20	180	1.40	1.30	270
YXNAE6028-330M	33	20	220	1.35	1.10	330
YXNAE6028-390M	39	20	225	1.25	1.10	390
YXNAE6028-470M	47	20	280	1.15	1.05	470
YXNAE6028-680M	68	20	420	0.95	0.85	680
YXNAE6028-820M	82	20	550	0.80	0.70	820
YXNAE6028-101M	100	20	670	0.65	0.60	101

©testing frequency:100KHz/1V

©All test Data is referenced to 20°C ambient

©Typical Heat Rating DC Current would cause an approximately ΔT of 40°C

© Typical Saturation DC Current would cause Lo to drop approximately 30%

Δ Operating Temperature Range: -40°C ~ +125°C (Self-temperature rise is included)

GENERAL SPECIFICATIONS:

**RoHS
COMPLIANT**

P/N	LO Inductance μH	Tolerance (±%)	DCR(mΩ) ±30%	Isat (A)	Irms (A)	Marking
YXNAE6045-R82N	0.82	30	8	10.40	5.90	R82
YXNAE6045-1R0N	1	30	11	9.85	5.14	1R0
YXNAE6045-1R2N	1.2	30	10	8.35	5.40	1R2
YXNAE6045-1R5N	1.5	30	12	8.80	4.95	1R5
YXNAE6045-1R8N	1.8	30	12	7.60	4.95	1R8
YXNAE6045-2R2N	2.2	30	14	6.75	4.60	2R2
YXNAE6045-2R3N	2.3	30	14	6.00	3.50	2R3
YXNAE6045-2R7N	2.7	30	15	5.75	4.30	2R7
YXNAE6045-3R0N	3	30	20	5.60	3.80	3R0
YXNAE6045-3R3N	3.3	30	21	5.90	3.70	3R3
YXNAE6045-3R6N	3.6	30	21	5.25	3.70	3R6
YXNAE6045-4R3M	4.3	20	23	4.45	3.50	4R3
YXNAE6045-4R7M	4.7	20	26	4.97	3.30	4R7
YXNAE6045-5R1M	5.1	20	26	4.40	3.30	5R1
YXNAE6045-5R6M	5.6	20	29	4.15	3.15	5R6
YXNAE6045-6R2M	6.2	20	31	4.43	3.00	6R2
YXNAE6045-6R8M	6.8	20	31	3.90	3.00	6R8
YXNAE6045-7R5M	7.5	20	34	3.50	2.90	7R5
YXNAE6045-8R2M	8.2	20	43	3.90	2.60	8R2
YXNAE6045-9R1M	9.1	20	43	3.35	2.60	9R1
YXNAE6045-100M	10	20	48	3.20	2.45	100
YXNAE6045-120M	12	20	58	2.80	2.20	120
YXNAE6045-150M	15	20	68	2.50	2.05	150
YXNAE6045-180M	18	20	81	2.20	1.85	180
YXNAE6045-220M	22	20	89	2.05	1.80	220
YXNAE6045-270M	27	20	102	1.90	1.65	270
YXNAE6045-300M	30	20	132	1.70	1.50	300
YXNAE6045-330M	33	20	137	1.65	1.45	330
YXNAE6045-360M	36	20	173	1.62	1.40	360
YXNAE6045-390M	39	20	180	1.50	1.25	390
YXNAE6045-430M	43	20	200	1.63	1.20	430
YXNAE6045-470M	47	20	200	1.40	1.20	470

◎testing frequency:100KHz/1V

◎All test Data is referenced to 20°C ambient

◎Typical Heat Rating DC Current would cause an approximately ΔT of 40°C

◎ Typical Saturation DC Current would cause Lo to drop approximately 30%

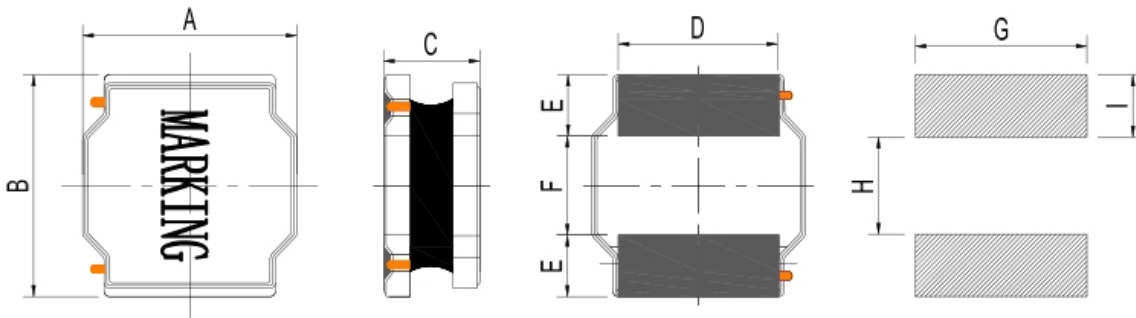
△ Operating Temperature Range: -40°C ~ +125°C (Self-temperature rise is included)



YXUCT: Power Inductor

SERIES: YXNAE8040

PACKAGING DIMENSION: [Unit: mm]



A	8.0±0.3
B	8.0±0.3
C	4.2Max
D	6.3±0.3
E	2.2±0.3
F	4.0±0.3
G	7.5
H	3.8
I	2.2

GENERAL SPECIFICATIONS:

**RoHS
COMPLIANT**

P/N	LO Inductance μH	Tolerance (±%)	DCR(mΩ) ±30%	Isat (A)	Irms (A)	Marking
YXNAE8040-R56N	0.56	30	5	11.50	7.60	R56
YXNAE8040-1R0N	1	30	8	9.85	6.30	1R0
YXNAE8040-1R5N	1.5	30	10	8.15	5.65	1R5
YXNAE8040-2R2N	2.2	30	12	7.10	5.15	2R2
YXNAE8040-3R3N	3.3	30	17	6.50	4.40	3R3
YXNAE8040-4R7N	4.7	30	20	5.90	4.00	4R7
YXNAE8040-5R6N	5.6	30	24	5.50	3.80	5R6
YXNAE8040-6R8M	6.8	20	28	4.55	3.60	6R8
YXNAE8040-8R2M	8.2	20	35	4.20	3.40	8R2
YXNAE8040-100M	10	20	37	3.60	3.10	100
YXNAE8040-150M	15	20	56	2.95	2.50	150
YXNAE8040-220M	22	20	74	2.40	2.00	220
YXNAE8040-330M	33	20	100	2.05	1.70	330
YXNAE8040-470M	47	20	158	1.75	1.50	470
YXNAE8040-680M	68	20	196	1.45	1.20	680
YXNAE8040-101M	100	20	295	1.15	1.00	101
YXNAE8040-151M	150	20	470	1.10	0.80	151
YXNAE8040-181M	180	20	610	0.90	0.75	181
YXNAE8040-221M	220	20	660	0.85	0.70	221
YXNAE8040-331M	330	20	970	0.68	0.55	331
YXNAE8040-471M	470	20	1400	0.60	0.48	471

©testing frequency:100KHz/1V

©All test Data is referenced to 20°C ambient

©Typical Heat Rating DC Current would cause an approximately ΔT of 40°C

© Typical Saturation DC Current would cause Lo to drop approximately 30%

△ Operating Temperature Range: -40°C ~ +125°C (Self-temperature rise is included)

X-ON Electronics

Largest Supplier of Electrical and Electronic Components

Click to view similar products for [Fixed Inductors](#) category:

Click to view products by [YUXIN](#) manufacturer:

Other Similar products are found below :

[CR32NP-100KC](#) [CR32NP-151KC](#) [CR32NP-180KC](#) [CR32NP-181KC](#) [CR32NP-1R5MC](#) [CR32NP-390KC](#) [CR32NP-3R9MC](#) [CR32NP-680KC](#) [CR32NP-820KC](#) [CR32NP-8R2MC](#) [CR43NP-390KC](#) [CR43NP-560KC](#) [CR43NP-680KC](#) [CR54NP-181KC](#) [CR54NP-470LC](#) [CR54NP-820KC](#) [CR54NP-8R5MC](#) [70F224AI](#) [MGDQ4-00004-P](#) [MHL1ECTTP18NJ](#) [MHQ1005P10NJ](#) [MHQ1005P1N0S](#) [MHQ1005P2N4S](#) [MHQ1005P3N6S](#) [MHQ1005P5N1S](#) [MHQ1005P8N2J](#) [PE-51506NL](#) [PE-53601NL](#) [PE-53602NL](#) [PE-53630NL](#) [PE-53824SNLT](#) [PE-92100NL](#) [PG0434.801NLT](#) [PG0936.113NLT](#) [9220-20](#) [9310-16](#) [PM06-2N7](#) [PM06-39NJ](#) [A01TK](#) [1206CS-471XJ](#) [HC2LP-R47-R](#) [HC2-R47-R](#) [HC3-2R2-R](#) [HCF1305-3R3-R](#) [1206CS-151XG](#) [RCH664NP-140L](#) [RCH664NP-4R7M](#) [RCH8011NP-221L](#) [RCP1317NP-332L](#) [RCP1317NP-391L](#)