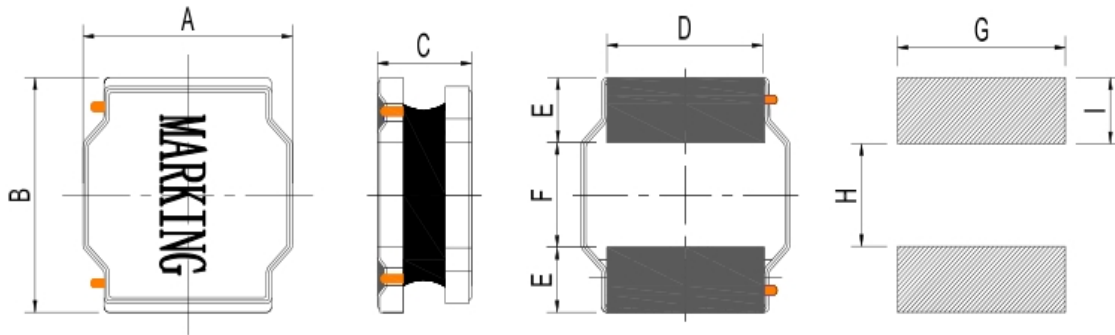




YXUCT: Power Inductor

SERIES: YXNAQ252012

PACKAGING DIMENSION: [Unit: mm]



| | |
|---|---------|
| A | 2.5±0.2 |
| B | 2.0±0.2 |
| C | 1.2Max |
| D | 1.5±0.2 |
| E | 0.8±0.2 |
| F | 0.8±0.2 |
| G | 2.0 |
| H | 0.8 |
| I | 0.85 |

GENERAL SPECIFICATIONS:

**RoHS
COMPLIANT**

| P/N | L0 Inductance μH | Tolerance (±%) | DCR(mΩ) | | Isat Typ (A) | Irms Typ (A) |
|------------------|---------------------|-------------------|---------|------|-----------------|-----------------|
| | | | Typ | Max | | |
| YXNAQ252012-R47M | 0.47 | 20 | 41 | 45 | 4.51 | 3.70 |
| YXNAQ252012-R68M | 0.68 | 20 | 72 | 79 | 3.84 | 3.30 |
| YXNAQ252012-1R0M | 1.00 | 20 | 83 | 92 | 3.36 | 2.60 |
| YXNAQ252012-1R5M | 1.50 | 20 | 110 | 122 | 2.81 | 2.20 |
| YXNAQ252012-2R2M | 2.20 | 20 | 130 | 158 | 2.32 | 1.85 |
| YXNAQ252012-3R3M | 3.30 | 20 | 196 | 216 | 2.02 | 1.45 |
| YXNAQ252012-4R7M | 4.70 | 20 | 299 | 341 | 1.48 | 1.20 |
| YXNAQ252012-6R8M | 6.80 | 20 | 438 | 482 | 1.22 | 1.00 |
| YXNAQ252012-100M | 10.00 | 20 | 564 | 621 | 1.09 | 0.75 |
| YXNAQ252012-150M | 15.00 | 20 | 1200 | 1320 | 0.85 | 0.60 |
| YXNAQ252012-220M | 22.00 | 20 | 1480 | 1640 | 0.66 | 0.50 |

◎testing frequency:100KHz/1V

◎All test Data is referenced to 20°C ambient

◎Typical Heat Rating DC Current would cause an approximately ΔT of 40°C

◎ Typical Saturation DC Current would cause Lo to drop approximately 30%

△ Operating Temperature Range: -40°C ~ +125°C (Self-temperature rise is included)



YUXIN TECHNOLOGY CO., LTD.

SIMPLE AND BETTER SOLUTIONS

VER: 2.0

DATE: 2017.4.11

YXUCT: Power Inductor

SERIES: YXNAQ252010

PACKAGING DIMENSION: [Unit: mm]



| | |
|---|---------|
| A | 2.5±0.2 |
| B | 2.0±0.2 |
| C | 1.0Max |
| D | 1.5±0.2 |
| E | 0.8±0.2 |
| F | 0.8±0.2 |
| G | 2.0 |
| H | 0.8 |
| I | 0.85 |

GENERAL SPECIFICATIONS:

**RoHS
COMPLIANT**

| P/N | L0 Inductance μH | Tolerance (±%) | DCR(mΩ) | | Isat Typ (A) | Irms Typ (A) |
|------------------|---------------------|-------------------|---------|------|-----------------|-----------------|
| | | | Typ | Max | | |
| YXNAQ252010-R47N | 0.47 | 30 | 45 | 54 | 3.75 | 3.03 |
| YXNAQ252010-R68N | 0.68 | 30 | 58 | 72 | 3.08 | 2.42 |
| YXNAQ252010-1R0M | 1.00 | 20 | 84 | 110 | 2.46 | 1.98 |
| YXNAQ252010-1R5M | 1.50 | 20 | 142 | 174 | 2.35 | 1.60 |
| YXNAQ252010-2R2M | 2.20 | 20 | 162 | 199 | 1.79 | 1.32 |
| YXNAQ252010-3R3M | 3.30 | 20 | 254 | 312 | 1.46 | 1.10 |
| YXNAQ252010-4R7M | 4.70 | 20 | 437 | 536 | 1.29 | 0.88 |
| YXNAQ252010-6R8M | 6.80 | 20 | 695 | 854 | 1.03 | 0.79 |
| YXNAQ252010-100M | 10.00 | 20 | 846 | 1050 | 0.87 | 0.64 |

©testing frequency:100KHz/1V

©All test Data is referenced to 20°C ambient

©Typical Heat Rating DC Current would cause an approximately ΔT of 40°C

© Typical Saturation DC Current would cause Lo to drop approximately 30%

Δ Operating Temperature Range: -40°C ~ +125°C (Self-temperature rise is included)



YXUCT: Power Inductor

SERIES: YXNAQ3010

PACKAGING DIMENSION: [Unit: mm]



| | |
|---|----------|
| A | 3.0±0.2 |
| B | 3.0±0.2 |
| C | 1.0Max |
| D | 2.5±0.2 |
| E | 0.75±0.2 |
| F | 1.5±0.2 |
| G | 2.7 |
| H | 1.5 |
| I | 0.8 |

GENERAL SPECIFICATIONS:

**RoHS
COMPLIANT**

| P/N | LO Inductance μH | Tolerance (±%) | DCR(mΩ) ±30% | Isat (A) | Irms (A) | Marking |
|----------------|---------------------|-------------------|-----------------|-------------|-------------|---------|
| YXNAQ3010-1R0N | 1.00 | 30 | 56 | 1.89 | 1.81 | 1R0 |
| YXNAQ3010-1R5N | 1.50 | 30 | 68 | 1.71 | 1.63 | 1R5 |
| YXNAQ3010-2R2N | 2.20 | 30 | 95 | 1.55 | 1.36 | 2R2 |
| YXNAQ3010-3R3N | 3.30 | 30 | 124 | 1.31 | 1.20 | 3R3 |
| YXNAQ3010-4R7M | 4.70 | 20 | 193 | 1.03 | 0.96 | 4R7 |
| YXNAQ3010-6R8M | 6.80 | 20 | 261 | 0.89 | 0.83 | 6R8 |
| YXNAQ3010-100M | 10.00 | 20 | 342 | 0.78 | 0.73 | 100 |
| YXNAQ3010-120M | 12.00 | 20 | 432 | 0.69 | 0.65 | 120 |
| YXNAQ3010-150M | 15.00 | 20 | 522 | 0.61 | 0.59 | 150 |
| YXNAQ3010-220M | 22.00 | 20 | 796 | 0.48 | 0.48 | 220 |
| YXNAQ3010-330M | 33.00 | 20 | 1326 | 0.39 | 0.38 | 330 |
| YXNAQ3010-390M | 39.00 | 20 | 1497 | 0.38 | 0.35 | 390 |
| YXNAQ3010-470M | 47.00 | 20 | 1668 | 0.30 | 0.33 | 470 |
| YXNAQ3010-510M | 51.00 | 20 | 1881 | 0.29 | 0.31 | 510 |
| YXNAQ3010-560M | 56.00 | 20 | 1984 | 0.29 | 0.30 | 560 |

◎testing frequency:100KHz/1V

◎All test Data is referenced to 20°C ambient

◎Typical Heat Rating DC Current would cause an approximately ΔT of 40°C

◎ Typical Saturation DC Current would cause Lo to drop approximately 30%

△ Operating Temperature Range: -40°C ~ +125°C (Self-temperature rise is included)



YUXIN TECHNOLOGY CO., LTD.

SIMPLE AND BETTER SOLUTIONS

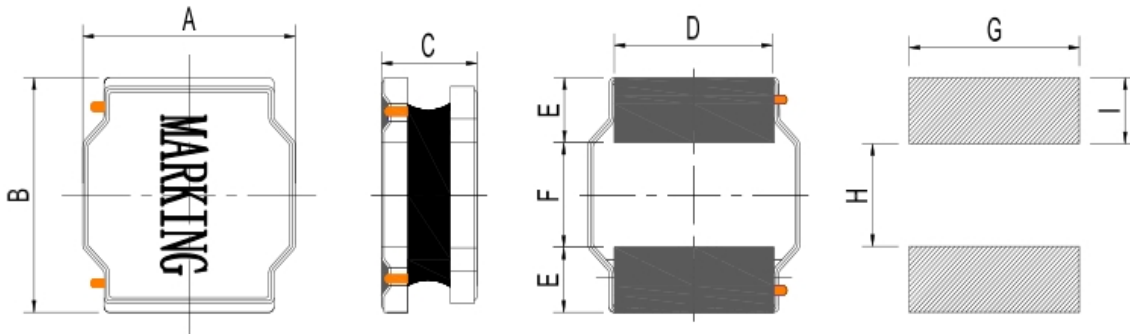
VER: 2.0

DATE: 2017.4.11

YXUCT: Power Inductor

SERIES: YXNAE3015

PACKAGING DIMENSION: [Unit: mm]



| | |
|---|----------|
| A | 3.0±0.2 |
| B | 3.0±0.2 |
| C | 1.5Max |
| D | 2.5±0.2 |
| E | 0.75±0.2 |
| F | 1.5±0.2 |
| G | 2.7 |
| H | 1.5 |
| I | 0.8 |

GENERAL SPECIFICATIONS:

**RoHS
COMPLIANT**

| P/N | LO Inductance μH | Tolerance (±%) | DCR(mΩ) ±30% | Isat (A) | Irms (A) | Marking |
|----------------|---------------------|-------------------|-----------------|-------------|-------------|---------|
| YXNAE3015-1R0N | 1.00 | 30 | 30 | 2.32 | 2.10 | 1R0 |
| YXNAE3015-1R5N | 1.50 | 30 | 50 | 2.00 | 1.70 | 1R5 |
| YXNAE3015-2R2N | 2.20 | 30 | 60 | 1.60 | 1.60 | 2R2 |
| YXNAE3015-3R3M | 3.30 | 20 | 80 | 1.32 | 1.36 | 3R3 |
| YXNAE3015-4R7M | 4.70 | 20 | 125 | 1.10 | 1.09 | 4R7 |
| YXNAE3015-5R6M | 5.60 | 20 | 170 | 1.05 | 1.00 | 5R6 |
| YXNAE3015-6R8M | 6.80 | 20 | 200 | 0.85 | 0.85 | 6R8 |
| YXNAE3015-100M | 10.00 | 20 | 250 | 0.72 | 0.77 | 100 |
| YXNAE3015-150M | 15.00 | 20 | 350 | 0.65 | 0.65 | 150 |
| YXNAE3015-220M | 22.00 | 20 | 460 | 0.52 | 0.57 | 220 |
| YXNAE3015-330M | 33.00 | 20 | 820 | 0.44 | 0.42 | 330 |
| YXNAE3015-470M | 47.00 | 20 | 1250 | 0.35 | 0.32 | 470 |

◎testing frequency:100KHz/1V

◎All test Data is referenced to 20°C ambient

◎Typical Heat Rating DC Current would cause an approximately ΔT of 40°C

◎ Typical Saturation DC Current would cause Lo to drop approximately 30%

△ Operating Temperature Range: -40°C ~ +125°C (Self-temperature rise is included)



YXUCT: Power Inductor

SERIES: YXNAE4018

PACKAGING DIMENSION: [Unit: mm]



| | |
|---|----------|
| A | 4.0±0.2 |
| B | 4.0±0.2 |
| C | 1.8Max |
| D | 3.3±0.2 |
| E | 0.95±0.2 |
| F | 2.1±0.2 |
| G | 3.7 |
| H | 1.9 |
| I | 1.1 |

GENERAL SPECIFICATIONS:

**RoHS
COMPLIANT**

| P/N | LO Inductance μH | Tolerance (±%) | DCR(mΩ) ±30% | Isat (A) | Irms (A) | Marking |
|----------------|---------------------|-------------------|-----------------|-------------|-------------|---------|
| YXNAE4018-1R0N | 1.00 | 30 | 25 | 4.50 | 2.50 | 1R0 |
| YXNAE4018-1R5N | 1.50 | 30 | 30 | 3.35 | 2.34 | 1R5 |
| YXNAE4018-2R2M | 2.20 | 20 | 44 | 2.70 | 2.00 | 2R2 |
| YXNAE4018-3R3M | 3.30 | 20 | 70 | 2.45 | 1.90 | 3R3 |
| YXNAE4018-4R7M | 4.70 | 20 | 90 | 1.70 | 1.70 | 4R7 |
| YXNAE4018-5R6M | 5.60 | 20 | 103 | 1.60 | 1.50 | 5R6 |
| YXNAE4018-6R8M | 6.80 | 20 | 124 | 1.45 | 1.30 | 6R8 |
| YXNAE4018-8R2M | 8.20 | 20 | 180 | 1.40 | 1.15 | 8R2 |
| YXNAE4018-100M | 10.00 | 20 | 200 | 1.30 | 1.10 | 100 |
| YXNAE4018-150M | 15.00 | 20 | 268 | 0.94 | 0.92 | 150 |
| YXNAE4018-220M | 22.00 | 20 | 390 | 0.80 | 0.80 | 220 |
| YXNAE4018-330M | 33.00 | 20 | 560 | 0.65 | 0.60 | 330 |
| YXNAE4018-470M | 47.00 | 20 | 756 | 0.57 | 0.50 | 470 |

◎testing frequency:100KHz/1V

◎All test Data is referenced to 20°C ambient

◎Typical Heat Rating DC Current would cause an approximately ΔT of 40°C

◎ Typical Saturation DC Current would cause Lo to drop approximately 30%

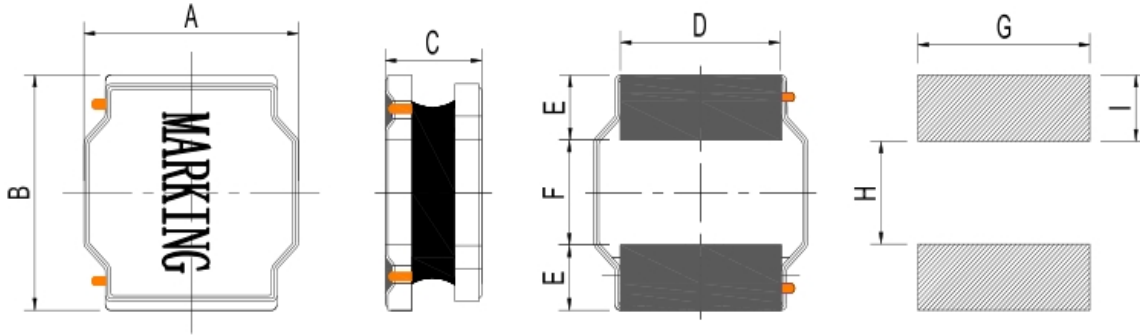
△ Operating Temperature Range: -40°C ~ +125°C (Self-temperature rise is included)



YXUCT: Power Inductor

SERIES: YXNAE4020

PACKAGING DIMENSION: [Unit: mm]



| | |
|---|----------|
| A | 4.0±0.2 |
| B | 4.0±0.2 |
| C | 2.1Max |
| D | 3.3±0.2 |
| E | 0.95±0.2 |
| F | 2.1±0.2 |
| G | 3.7 |
| H | 1.9 |
| I | 1.1 |

GENERAL SPECIFICATIONS:

**RoHS
COMPLIANT**

| P/N | L0 Inductance μH | Tolerance (±%) | DCR(mΩ) ±30% | Isat (A) | Irms (A) | Marking |
|----------------|---------------------|-------------------|-----------------|-------------|-------------|---------|
| YXNAE4020-1R0N | 1 | 30 | 28 | 5.10 | 2.15 | 1R0 |
| YXNAE4020-1R2N | 1.2 | 30 | 29 | 4.70 | 2.10 | 1R2 |
| YXNAE4020-1R5N | 1.5 | 30 | 35 | 4.45 | 1.98 | 1R5 |
| YXNAE4020-2R2M | 2.2 | 20 | 40 | 3.40 | 1.85 | 2R2 |
| YXNAE4020-3R3M | 3.3 | 20 | 70 | 3.20 | 1.40 | 3R3 |
| YXNAE4020-4R7M | 4.7 | 20 | 80 | 2.35 | 1.34 | 4R7 |
| YXNAE4020-5R6M | 5.6 | 20 | 95 | 2.20 | 1.22 | 5R6 |
| YXNAE4020-6R8M | 6.8 | 20 | 125 | 2.00 | 1.04 | 6R8 |
| YXNAE4020-8R2M | 8.2 | 20 | 150 | 1.75 | 1.00 | 8R2 |
| YXNAE4020-100M | 10 | 20 | 165 | 1.60 | 0.90 | 100 |
| YXNAE4020-120M | 12 | 20 | 175 | 1.50 | 0.88 | 120 |
| YXNAE4020-150M | 15 | 20 | 230 | 1.35 | 0.77 | 150 |
| YXNAE4020-220M | 22 | 20 | 350 | 1.05 | 0.62 | 220 |
| YXNAE4020-330M | 33 | 20 | 500 | 0.85 | 0.49 | 330 |
| YXNAE4020-470M | 47 | 20 | 710 | 0.74 | 0.44 | 470 |
| YXNAE4020-680M | 68 | 20 | 1250 | 0.60 | 0.35 | 680 |

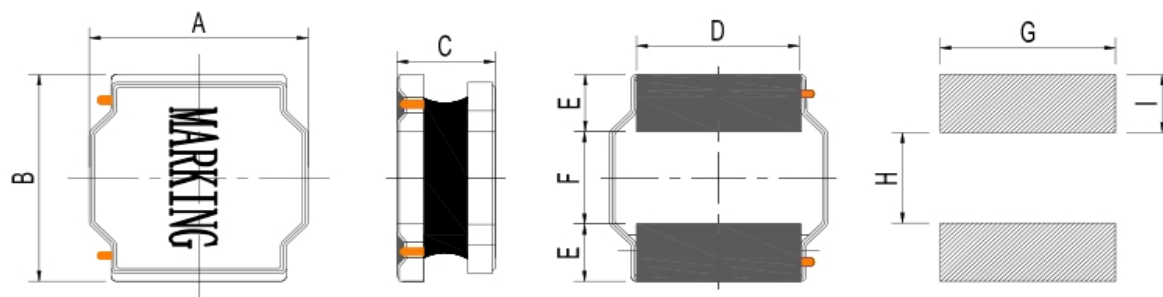
©testing frequency:100KHz/1V

©All test Data is referenced to 20°C ambient

©Typical Heat Rating DC Current would cause an approximately ΔT of 40°C

© Typical Saturation DC Current would cause Lo to drop approximately 30%

△ Operating Temperature Range: -40°C ~ +125°C (Self-temperature rise is included)

YXUCT: Power Inductor**SERIES: YXNAE4030****PACKAGING DIMENSION: [Unit: mm]**

| | |
|---|----------|
| A | 4.0±0.2 |
| B | 4.0±0.2 |
| C | 3.0Max |
| D | 3.3±0.2 |
| E | 0.95±0.2 |
| F | 2.1±0.2 |
| G | 3.7 |
| H | 1.9 |
| I | 1.1 |

GENERAL SPECIFICATIONS:

RoHS
COMPLIANT

| P/N | L0 Inductance μH | Tolerance (±%) | DCR(mΩ) ±30% | Isat (A) | Irms (A) | Marking |
|----------------|---------------------|-------------------|-----------------|-------------|-------------|---------|
| YXNAE4030-1R0N | 1 | 30 | 15 | 5.90 | 3.40 | 1R0 |
| YXNAE4030-1R5N | 1.5 | 30 | 25 | 4.85 | 3.30 | 1R5 |
| YXNAE4030-2R2M | 2.2 | 20 | 35 | 4.10 | 2.95 | 2R2 |
| YXNAE4030-3R3M | 3.3 | 20 | 40 | 3.30 | 2.40 | 3R3 |
| YXNAE4030-3R9M | 3.9 | 20 | 57 | 3.00 | 2.10 | 3R9 |
| YXNAE4030-4R7M | 4.7 | 20 | 60 | 2.90 | 2.00 | 4R7 |
| YXNAE4030-5R6M | 5.6 | 20 | 70 | 2.75 | 1.95 | 5R6 |
| YXNAE4030-6R8M | 6.8 | 20 | 75 | 2.60 | 1.70 | 6R8 |
| YXNAE4030-7R5M | 7.5 | 20 | 90 | 2.20 | 1.65 | 7R5 |
| YXNAE4030-8R2M | 8.2 | 20 | 100 | 2.10 | 1.60 | 8R2 |
| YXNAE4030-100M | 10 | 20 | 115 | 1.95 | 1.50 | 100 |
| YXNAE4030-120M | 12 | 20 | 140 | 1.70 | 1.35 | 120 |
| YXNAE4030-150M | 15 | 20 | 190 | 1.65 | 1.15 | 150 |
| YXNAE4030-180M | 18 | 20 | 215 | 1.40 | 1.10 | 180 |
| YXNAE4030-220M | 22 | 20 | 225 | 1.30 | 1.00 | 220 |
| YXNAE4030-330M | 33 | 20 | 330 | 1.10 | 0.84 | 330 |
| YXNAE4030-470M | 47 | 20 | 500 | 0.90 | 0.72 | 470 |
| YXNAE4030-560M | 56 | 20 | 560 | 0.85 | 0.65 | 560 |
| YXNAE4030-680M | 68 | 20 | 750 | 0.75 | 0.55 | 680 |
| YXNAE4030-820M | 82 | 20 | 950 | 0.68 | 0.50 | 820 |
| YXNAE4030-101M | 100 | 20 | 1150 | 0.60 | 0.45 | 101 |
| YXNAE4030-151M | 150 | 20 | 2350 | 0.50 | 0.35 | 151 |

©testing frequency:100KHz/1V

©All test Data is referenced to 20°C ambient

©Typical Heat Rating DC Current would cause an approximately ΔT of 40°C

© Typical Saturation DC Current would cause Lo to drop approximately 30%

Δ Operating Temperature Range: -40°C ~ +125°C (Self-temperature rise is included)



YXUCT: Power Inductor

SERIES: YXNAE5020

PACKAGING DIMENSION: [Unit: mm]



| | |
|---|----------|
| A | 5.0±0.2 |
| B | 5.0±0.2 |
| C | 2.0Max |
| D | 4.0±0.2 |
| E | 1.25±0.2 |
| F | 2.5±0.2 |
| G | 4.2 |
| H | 2.3 |
| I | 1.4 |

GENERAL SPECIFICATIONS:

**RoHS
COMPLIANT**

| P/N | L0 Inductance μH | Tolerance (±%) | DCR(mΩ) ±30% | Isat (A) | Irms (A) | Marking |
|----------------|---------------------|-------------------|-----------------|-------------|-------------|---------|
| YXNAE5020-1R0N | 1 | 30 | 20 | 4.33 | 3.70 | 1R0 |
| YXNAE5020-1R5N | 1.5 | 30 | 26 | 4.10 | 3.20 | 1R5 |
| YXNAE5020-2R2N | 2.2 | 30 | 38 | 3.85 | 2.90 | 2R2 |
| YXNAE5020-3R3N | 3.3 | 30 | 46 | 3.25 | 2.40 | 3R3 |
| YXNAE5020-4R7M | 4.7 | 20 | 65 | 2.40 | 2.05 | 4R7 |
| YXNAE5020-6R8M | 6.8 | 20 | 92 | 2.10 | 1.70 | 6R8 |
| YXNAE5020-8R2M | 8.2 | 20 | 100 | 1.90 | 1.60 | 8R2 |
| YXNAE5020-100M | 10 | 20 | 125 | 1.80 | 1.50 | 100 |
| YXNAE5020-150M | 15 | 20 | 180 | 1.44 | 1.25 | 150 |
| YXNAE5020-220M | 22 | 20 | 250 | 1.18 | 1.05 | 220 |
| YXNAE5020-330M | 33 | 20 | 370 | 0.97 | 0.83 | 330 |
| YXNAE5020-470M | 47 | 20 | 560 | 0.81 | 0.70 | 470 |

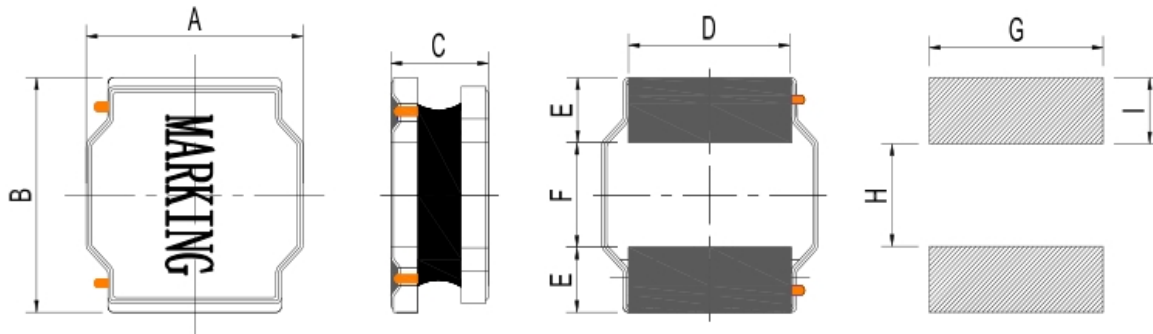
◎testing frequency:100KHz/1V

◎All test Data is referenced to 20°C ambient

◎Typical Heat Rating DC Current would cause an approximately ΔT of 40°C

◎ Typical Saturation DC Current would cause Lo to drop approximately 30%

△ Operating Temperature Range: -40°C ~ +125°C (Self-temperature rise is included)

**YXUCT: Power Inductor****SERIES: YXNAE5040****PACKAGING DIMENSION: [Unit: mm]**

| | |
|---|----------|
| A | 5.0±0.2 |
| B | 5.0±0.2 |
| C | 4.0Max |
| D | 4.0±0.2 |
| E | 1.25±0.2 |
| F | 2.5±0.2 |
| G | 4.2 |
| H | 2.3 |
| I | 1.4 |

GENERAL SPECIFICATIONS:

**RoHS
COMPLIANT**

| P/N | LO Inductance μH | Tolerance (±%) | DCR(mΩ) ±30% | Isat (A) | Irms (A) | Marking |
|----------------|---------------------|-------------------|-----------------|-------------|-------------|---------|
| YXNAE5040-1R0N | 1 | 30 | 13 | 7.35 | 4.90 | 1R0 |
| YXNAE5040-1R5N | 1.5 | 30 | 15 | 6.30 | 4.30 | 1R5 |
| YXNAE5040-2R2N | 2.2 | 30 | 19 | 4.90 | 3.80 | 2R2 |
| YXNAE5040-2R7N | 2.7 | 30 | 22 | 4.30 | 3.60 | 2R7 |
| YXNAE5040-3R3N | 3.3 | 30 | 24 | 3.95 | 3.40 | 3R3 |
| YXNAE5040-3R9N | 3.9 | 30 | 27 | 3.55 | 3.20 | 3R9 |
| YXNAE5040-4R7N | 4.7 | 30 | 30 | 3.50 | 3.00 | 4R7 |
| YXNAE5040-5R6M | 5.6 | 20 | 33 | 3.20 | 2.80 | 5R6 |
| YXNAE5040-6R8M | 6.8 | 20 | 43 | 2.90 | 2.50 | 6R8 |
| YXNAE5040-100M | 10 | 20 | 64 | 2.35 | 2.10 | 100 |
| YXNAE5040-150M | 15 | 20 | 86 | 2.00 | 2.00 | 150 |
| YXNAE5040-220M | 22 | 20 | 129 | 1.60 | 1.50 | 220 |
| YXNAE5040-270M | 27 | 20 | 165 | 1.50 | 1.30 | 270 |
| YXNAE5040-330M | 33 | 20 | 188 | 1.30 | 1.20 | 330 |
| YXNAE5040-470M | 47 | 20 | 270 | 1.10 | 1.00 | 470 |
| YXNAE5040-680M | 68 | 20 | 400 | 0.90 | 0.80 | 680 |
| YXNAE5040-101M | 100 | 20 | 560 | 0.75 | 0.70 | 101 |

◎testing frequency:100KHz/1V

◎All test Data is referenced to 20°C ambient

◎Typical Heat Rating DC Current would cause an approximately ΔT of 40°C

◎ Typical Saturation DC Current would cause Lo to drop approximately 30%

△ Operating Temperature Range: -40°C ~ +125°C (Self-temperature rise is included)



YUXIN TECHNOLOGY CO., LTD.

SIMPLE AND BETTER SOLUTIONS

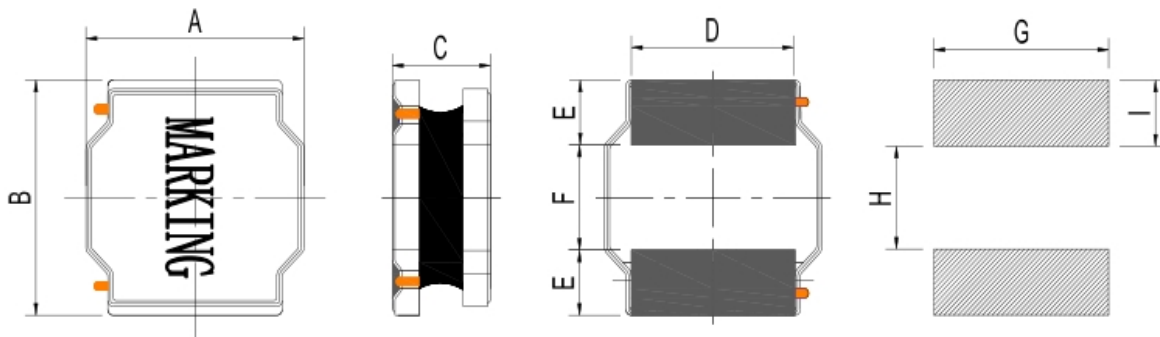
VER: 2.0

DATE: 2017.4.13

YXUCT: Power Inductor

SERIES: YXNAE6020

PACKAGING DIMENSION: [Unit: mm]



| | |
|---|---------|
| A | 6.0±0.2 |
| B | 6.0±0.2 |
| C | 2.8Max |
| D | 4.9±0.2 |
| E | 1.7±0.2 |
| F | 2.9±0.2 |
| G | 5.7 |
| H | 2.8 |
| I | 1.7 |

GENERAL SPECIFICATIONS:

**RoHS
COMPLIANT**

| P/N | L0 Inductance μH | Tolerance (±%) | DCR(mΩ) ±30% | Isat (A) | Irms (A) | Marking |
|----------------|---------------------|-------------------|-----------------|-------------|-------------|---------|
| YXNAE6020-1R0N | 1 | 30 | 20 | 4.30 | 3.50 | 1R0 |
| YXNAE6020-1R5N | 1.5 | 30 | 25 | 4.25 | 3.20 | 1R5 |
| YXNAE6020-2R2N | 2.2 | 30 | 35 | 3.75 | 2.75 | 2R2 |
| YXNAE6020-3R3N | 3.3 | 30 | 45 | 3.15 | 2.60 | 3R3 |
| YXNAE6020-4R7N | 4.7 | 30 | 58 | 3.00 | 2.00 | 4R7 |
| YXNAE6020-5R6M | 5.6 | 20 | 70 | 2.40 | 1.90 | 5R6 |
| YXNAE6020-6R8M | 6.8 | 20 | 85 | 2.20 | 1.80 | 6R8 |
| YXNAE6020-100M | 10 | 20 | 120 | 1.75 | 1.40 | 100 |
| YXNAE6020-150M | 15 | 20 | 160 | 1.50 | 1.20 | 150 |
| YXNAE6020-220M | 22 | 20 | 240 | 1.25 | 1.00 | 220 |
| YXNAE6020-270M | 27 | 20 | 350 | 1.15 | 0.95 | 270 |
| YXNAE6020-330M | 33 | 20 | 400 | 1.10 | 0.90 | 330 |
| YXNAE6020-470M | 47 | 20 | 500 | 1.00 | 0.80 | 470 |

©testing frequency:100KHz/1V

©All test Data is referenced to 20°C ambient

©Typical Heat Rating DC Current would cause an approximately ΔT of 40°C

© Typical Saturation DC Current would cause Lo to drop approximately 30%

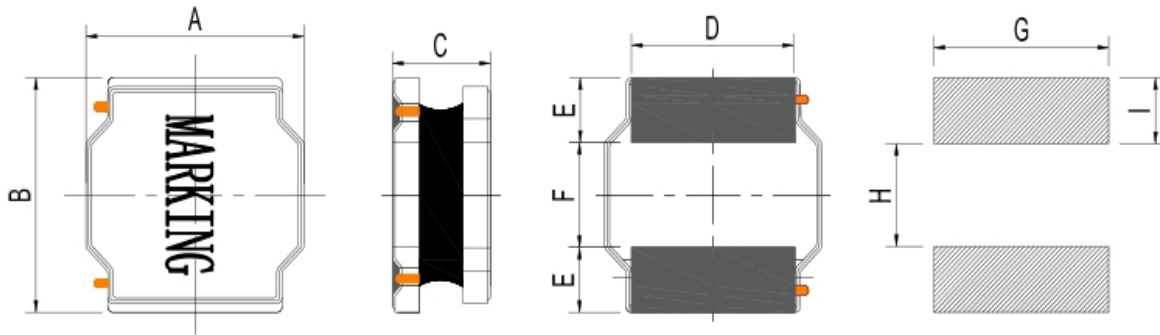
△ Operating Temperature Range: -40°C ~ +125°C (Self-temperature rise is included)



YXUCT: Power Inductor

SERIES: YXNAE6028

PACKAGING DIMENSION: [Unit: mm]



| | |
|---|---------|
| A | 6.0±0.2 |
| B | 6.0±0.2 |
| C | 2.8Max |
| D | 4.9±0.2 |
| E | 1.7±0.2 |
| F | 2.9±0.2 |
| G | 5.7 |
| H | 2.8 |
| I | 1.7 |

GENERAL SPECIFICATIONS:

**RoHS
COMPLIANT**

| P/N | L0 Inductance μH | Tolerance (±%) | DCR(mΩ) ±30% | Isat (A) | Irms (A) | Marking |
|----------------|---------------------|-------------------|-----------------|-------------|-------------|---------|
| YXNAE6028-1R0N | 1 | 30 | 12 | 6.70 | 4.60 | 1R0 |
| YXNAE6028-1R5N | 1.5 | 30 | 16 | 6.00 | 4.30 | 1R5 |
| YXNAE6028-2R2N | 2.2 | 30 | 20 | 5.10 | 3.75 | 2R2 |
| YXNAE6028-3R3N | 3.3 | 30 | 25 | 3.63 | 3.40 | 3R3 |
| YXNAE6028-4R7N | 4.7 | 30 | 33 | 3.00 | 3.00 | 4R7 |
| YXNAE6028-5R6N | 5.6 | 30 | 45 | 2.80 | 2.45 | 5R6 |
| YXNAE6028-6R8M | 6.8 | 20 | 56 | 2.60 | 2.40 | 6R8 |
| YXNAE6028-8R2M | 8.2 | 20 | 68 | 2.40 | 2.25 | 8R2 |
| YXNAE6028-100M | 10 | 20 | 78 | 2.05 | 1.90 | 100 |
| YXNAE6028-120M | 12 | 20 | 88 | 1.80 | 1.70 | 120 |
| YXNAE6028-150M | 15 | 20 | 125 | 1.75 | 1.50 | 150 |
| YXNAE6028-180M | 18 | 20 | 130 | 1.55 | 1.45 | 180 |
| YXNAE6028-220M | 22 | 20 | 140 | 1.45 | 1.40 | 220 |
| YXNAE6028-270M | 27 | 20 | 180 | 1.40 | 1.30 | 270 |
| YXNAE6028-330M | 33 | 20 | 220 | 1.35 | 1.10 | 330 |
| YXNAE6028-390M | 39 | 20 | 225 | 1.25 | 1.10 | 390 |
| YXNAE6028-470M | 47 | 20 | 280 | 1.15 | 1.05 | 470 |
| YXNAE6028-680M | 68 | 20 | 420 | 0.95 | 0.85 | 680 |
| YXNAE6028-820M | 82 | 20 | 550 | 0.80 | 0.70 | 820 |
| YXNAE6028-101M | 100 | 20 | 670 | 0.65 | 0.60 | 101 |

©testing frequency:100KHz/1V

©All test Data is referenced to 20°C ambient

©Typical Heat Rating DC Current would cause an approximately ΔT of 40°C

© Typical Saturation DC Current would cause Lo to drop approximately 30%

Δ Operating Temperature Range: -40°C ~ +125°C (Self-temperature rise is included)

GENERAL SPECIFICATIONS:

**RoHS
COMPLIANT**

| P/N | LO Inductance μH | Tolerance (±%) | DCR(mΩ) ±30% | Isat (A) | Irms (A) | Marking |
|----------------|---------------------|-------------------|-----------------|-------------|-------------|---------|
| YXNAE6045-R82N | 0.82 | 30 | 8 | 10.40 | 5.90 | R82 |
| YXNAE6045-1R0N | 1 | 30 | 11 | 9.85 | 5.14 | 1R0 |
| YXNAE6045-1R2N | 1.2 | 30 | 10 | 8.35 | 5.40 | 1R2 |
| YXNAE6045-1R5N | 1.5 | 30 | 12 | 8.80 | 4.95 | 1R5 |
| YXNAE6045-1R8N | 1.8 | 30 | 12 | 7.60 | 4.95 | 1R8 |
| YXNAE6045-2R2N | 2.2 | 30 | 14 | 6.75 | 4.60 | 2R2 |
| YXNAE6045-2R3N | 2.3 | 30 | 14 | 6.00 | 3.50 | 2R3 |
| YXNAE6045-2R7N | 2.7 | 30 | 15 | 5.75 | 4.30 | 2R7 |
| YXNAE6045-3R0N | 3 | 30 | 20 | 5.60 | 3.80 | 3R0 |
| YXNAE6045-3R3N | 3.3 | 30 | 21 | 5.90 | 3.70 | 3R3 |
| YXNAE6045-3R6N | 3.6 | 30 | 21 | 5.25 | 3.70 | 3R6 |
| YXNAE6045-4R3M | 4.3 | 20 | 23 | 4.45 | 3.50 | 4R3 |
| YXNAE6045-4R7M | 4.7 | 20 | 26 | 4.97 | 3.30 | 4R7 |
| YXNAE6045-5R1M | 5.1 | 20 | 26 | 4.40 | 3.30 | 5R1 |
| YXNAE6045-5R6M | 5.6 | 20 | 29 | 4.15 | 3.15 | 5R6 |
| YXNAE6045-6R2M | 6.2 | 20 | 31 | 4.43 | 3.00 | 6R2 |
| YXNAE6045-6R8M | 6.8 | 20 | 31 | 3.90 | 3.00 | 6R8 |
| YXNAE6045-7R5M | 7.5 | 20 | 34 | 3.50 | 2.90 | 7R5 |
| YXNAE6045-8R2M | 8.2 | 20 | 43 | 3.90 | 2.60 | 8R2 |
| YXNAE6045-9R1M | 9.1 | 20 | 43 | 3.35 | 2.60 | 9R1 |
| YXNAE6045-100M | 10 | 20 | 48 | 3.20 | 2.45 | 100 |
| YXNAE6045-120M | 12 | 20 | 58 | 2.80 | 2.20 | 120 |
| YXNAE6045-150M | 15 | 20 | 68 | 2.50 | 2.05 | 150 |
| YXNAE6045-180M | 18 | 20 | 81 | 2.20 | 1.85 | 180 |
| YXNAE6045-220M | 22 | 20 | 89 | 2.05 | 1.80 | 220 |
| YXNAE6045-270M | 27 | 20 | 102 | 1.90 | 1.65 | 270 |
| YXNAE6045-300M | 30 | 20 | 132 | 1.70 | 1.50 | 300 |
| YXNAE6045-330M | 33 | 20 | 137 | 1.65 | 1.45 | 330 |
| YXNAE6045-360M | 36 | 20 | 173 | 1.62 | 1.40 | 360 |
| YXNAE6045-390M | 39 | 20 | 180 | 1.50 | 1.25 | 390 |
| YXNAE6045-430M | 43 | 20 | 200 | 1.63 | 1.20 | 430 |
| YXNAE6045-470M | 47 | 20 | 200 | 1.40 | 1.20 | 470 |

◎testing frequency:100KHz/1V

◎All test Data is referenced to 20°C ambient

◎Typical Heat Rating DC Current would cause an approximately ΔT of 40°C

◎ Typical Saturation DC Current would cause Lo to drop approximately 30%

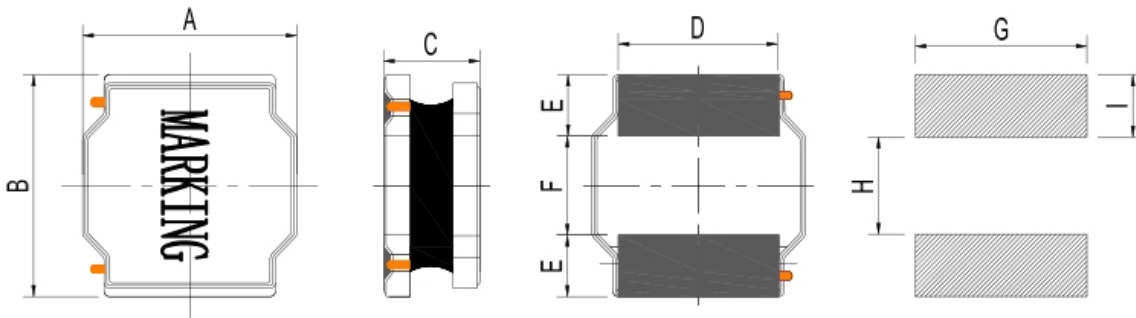
△ Operating Temperature Range: -40°C ~ +125°C (Self-temperature rise is included)



YXUCT: Power Inductor

SERIES: YXNAE8040

PACKAGING DIMENSION: [Unit: mm]



| | |
|---|---------|
| A | 8.0±0.3 |
| B | 8.0±0.3 |
| C | 4.2Max |
| D | 6.3±0.3 |
| E | 2.2±0.3 |
| F | 4.0±0.3 |
| G | 7.5 |
| H | 3.8 |
| I | 2.2 |

GENERAL SPECIFICATIONS:

**RoHS
COMPLIANT**

| P/N | LO Inductance μH | Tolerance (±%) | DCR(mΩ) ±30% | Isat (A) | Irms (A) | Marking |
|----------------|---------------------|-------------------|-----------------|-------------|-------------|---------|
| YXNAE8040-R56N | 0.56 | 30 | 5 | 11.50 | 7.60 | R56 |
| YXNAE8040-1R0N | 1 | 30 | 8 | 9.85 | 6.30 | 1R0 |
| YXNAE8040-1R5N | 1.5 | 30 | 10 | 8.15 | 5.65 | 1R5 |
| YXNAE8040-2R2N | 2.2 | 30 | 12 | 7.10 | 5.15 | 2R2 |
| YXNAE8040-3R3N | 3.3 | 30 | 17 | 6.50 | 4.40 | 3R3 |
| YXNAE8040-4R7N | 4.7 | 30 | 20 | 5.90 | 4.00 | 4R7 |
| YXNAE8040-5R6N | 5.6 | 30 | 24 | 5.50 | 3.80 | 5R6 |
| YXNAE8040-6R8M | 6.8 | 20 | 28 | 4.55 | 3.60 | 6R8 |
| YXNAE8040-8R2M | 8.2 | 20 | 35 | 4.20 | 3.40 | 8R2 |
| YXNAE8040-100M | 10 | 20 | 37 | 3.60 | 3.10 | 100 |
| YXNAE8040-150M | 15 | 20 | 56 | 2.95 | 2.50 | 150 |
| YXNAE8040-220M | 22 | 20 | 74 | 2.40 | 2.00 | 220 |
| YXNAE8040-330M | 33 | 20 | 100 | 2.05 | 1.70 | 330 |
| YXNAE8040-470M | 47 | 20 | 158 | 1.75 | 1.50 | 470 |
| YXNAE8040-680M | 68 | 20 | 196 | 1.45 | 1.20 | 680 |
| YXNAE8040-101M | 100 | 20 | 295 | 1.15 | 1.00 | 101 |
| YXNAE8040-151M | 150 | 20 | 470 | 1.10 | 0.80 | 151 |
| YXNAE8040-181M | 180 | 20 | 610 | 0.90 | 0.75 | 181 |
| YXNAE8040-221M | 220 | 20 | 660 | 0.85 | 0.70 | 221 |
| YXNAE8040-331M | 330 | 20 | 970 | 0.68 | 0.55 | 331 |
| YXNAE8040-471M | 470 | 20 | 1400 | 0.60 | 0.48 | 471 |

©testing frequency:100KHz/1V

©All test Data is referenced to 20°C ambient

©Typical Heat Rating DC Current would cause an approximately ΔT of 40°C

© Typical Saturation DC Current would cause Lo to drop approximately 30%

△ Operating Temperature Range: -40°C ~ +125°C (Self-temperature rise is included)

X-ON Electronics

Largest Supplier of Electrical and Electronic Components

Click to view similar products for [Fixed Inductors](#) category:

Click to view products by [YUXIN](#) manufacturer:

Other Similar products are found below :

[CR32NP-100KC](#) [CR32NP-151KC](#) [CR32NP-180KC](#) [CR32NP-181KC](#) [CR32NP-1R5MC](#) [CR32NP-390KC](#) [CR32NP-3R9MC](#) [CR32NP-680KC](#) [CR32NP-820KC](#) [CR32NP-8R2MC](#) [CR43NP-390KC](#) [CR43NP-560KC](#) [CR43NP-680KC](#) [CR54NP-181KC](#) [CR54NP-470LC](#) [CR54NP-820KC](#) [CR54NP-8R5MC](#) [70F224AI](#) [MGDQ4-00004-P](#) [MHL1ECTTP18NJ](#) [MHQ1005P10NJ](#) [MHQ1005P1N0S](#) [MHQ1005P2N4S](#) [MHQ1005P3N6S](#) [MHQ1005P5N1S](#) [MHQ1005P8N2J](#) [PE-51506NL](#) [PE-53601NL](#) [PE-53602NL](#) [PE-53630NL](#) [PE-53824SNLT](#) [PE-92100NL](#) [PG0434.801NLT](#) [PG0936.113NLT](#) [9220-20](#) [9310-16](#) [PM06-2N7](#) [PM06-39NJ](#) [A01TK](#) [1206CS-471XJ](#) [HC2LP-R47-R](#) [HC2-R47-R](#) [HC3-2R2-R](#) [HCF1305-3R3-R](#) [1206CS-151XG](#) [RCH664NP-140L](#) [RCH664NP-4R7M](#) [RCH8011NP-221L](#) [RCP1317NP-332L](#) [RCP1317NP-391L](#)