

**0.4mm Pitch,0.8mm Height,Board-to-Board/Board-to-FPC Connectors
(BB10 Series)**

**Product Specification
(For External Use)**

Rev.	Description	Written/Date	Checked/Date	Approved/Date
A	New Release	Bian Sen 08-04-2012	Tiger 08-08-2012	Dickson Guan 08-10-2012
B	B×3	Bian Sen 09-05-2014	Tiger 09-05-2014	Dickson Guan 09-05-2014
C	C×1 Add Part Number(6 pin、 8pin)	Bian Sen 01-22-2015	Tiger 01-22-2015	Dickson Guan 01-23-2015
D	D×2 Modify PCB mounting pattern	Bian Sen 06-01-2015	Tiger 06-01-2015	Dickson Guan 06-02-2015
E	E Add Test Item	Bian Sen 01-27-2016	Tiger 01-27-2016	Dickson Guan 01-27-2016
F	F Add Part Number(4 pin)	Bian Sen 07-02-2016	Tiger 07-02-2016	Dickson Guan 07-02-2016
G	Logo changed	Tyler Liu 03-07-2018	Jason bian 03-07-2018	Dickson Guan 03-07-2018
H	Change of packaging	Maggie Yan 11-07-2019	Jim Wang 11-07-2019	Jason bian 11-07-2019

0.4mm Pitch,0.8mm Height,Board-to-Board/Board-to-FPC Connectors (BB10 Series)

Rating	Rated current 0.5A/PIN Rated voltage 60V AC/DC	Operating temperature range : -55ç to +85ç Operating humidity range : 20% to 80%	Storage temperature range: -55ç to +85ç Storage humidity range : 20% to 80%
---------------	---	---	--

Item	Specification	Conditions
1. Insulation resistance	1000 M Ω min.	250V DC
2. Withstanding voltage	No flashover or insulation breakdown.	250V AC /one minute
3. Contact resistance	50 m Ω max initial 90 m Ω max final	Subject mated contacts assembled in housing to 20mV maximum open circuit at 10 mA maximum
4. Vibration	No electrical discontinuity of 1 μ s or more	Frequency: 10 to 55 Hz, single amplitude of 1.5mm, 2 hours along each X,Y,Z, total 6 hours
5. Humidity	Contact resistance: 90 m Ω max. Insulation resistance: 100 M Ω min.	120 hours at temperature of 40ç \pm 2ç and RH of 90% to 95%
6. Temperature cycle	Contact resistance: 90 m Ω max. Insulation resistance: 100 M Ω min.	Temperature: -55ç/+5ç/+35ç/+85ç Duration: 30/10/10/30 (Minutes) 5 cycles
7. Durability	Contact resistance: 50 m Ω max.	100 cycles
8. Resistance to soldering heat	No deformation of components affecting performance.	Reflow: At the recommended temperature profile Manual soldering: 300ç for 3 seconds
9. Salt water spray	1). Appearance shall not be distinct damage. 2). Resistance value after test After test: 90m Ω Maximum. Insulation: 1). Initial: 1000 M Ω Minimum. 2). After test: 100 M Ω Minimum.	Temperature: 35 $^{\circ}$ C \pm 2 $^{\circ}$ C Density of salt water : 5 \pm 1% Duration: 48 hours.
10. Mating&Unmating Force	Initial Mating force: Maximum 100grams/terminal x total terminals. Unmating force: Minimum 30grams/terminal x total Terminals. After 50 times durable Mating force: Maximum 100grams/terminal x total terminals. Unmating force: Minimum 20grams/terminal x total Terminals.	Measure force necessary to mate assemblies at maximum rate of 25 \pm 3 mm per minute.

0.4mm Pitch,0.8mm Height,Board-to-Board/Board-to-FPC Connectors (BB10 Series)

Materials and Finishes

Connectors	Component	Material	Finish		Remarks
Socket	Insulator	LCP	Color : Black		UL94V-0
	Contacts	Phosphor bronze	plating	Contact area: Au 4u” Min, Ni 80-150u”	
				Solder area: Au 4u” Min, Ni 80-150u”	
Hold down	Phosphor bronze	plating	Matte Tin 100-200u” , Ni 80-150u”		
Plug	Insulator	LCP	Color : Black		UL94V-0
	Contacts	Phosphor bronze	plating	Contact area: Au 3u” Min, Ni 80-150u”	
				Solder area: Au 3u” Min, Ni 80-150u”	
Hold down	Phosphor bronze	plating	Matte Tin 100-200u” , Ni 80-150u”		

Ordering information (Socket)

YXT-BB10-S-02**

1 2 3 4

1. YXT: YXT PRECISION TECHNOLOGY CO., LTD.
2. Series name: BB10 (0.4mm pitch 0.8mm height Board to Board/FPC Connectors)
3. Number of positions: 06, 08, 10, 14, 16, 20, 24, 30, 34, 40, 50, 60, 70, 80 S-(Socket)
4. 02 (standard, with hold down)

Ordering information (Plug)

YXT-BB10-P-02**

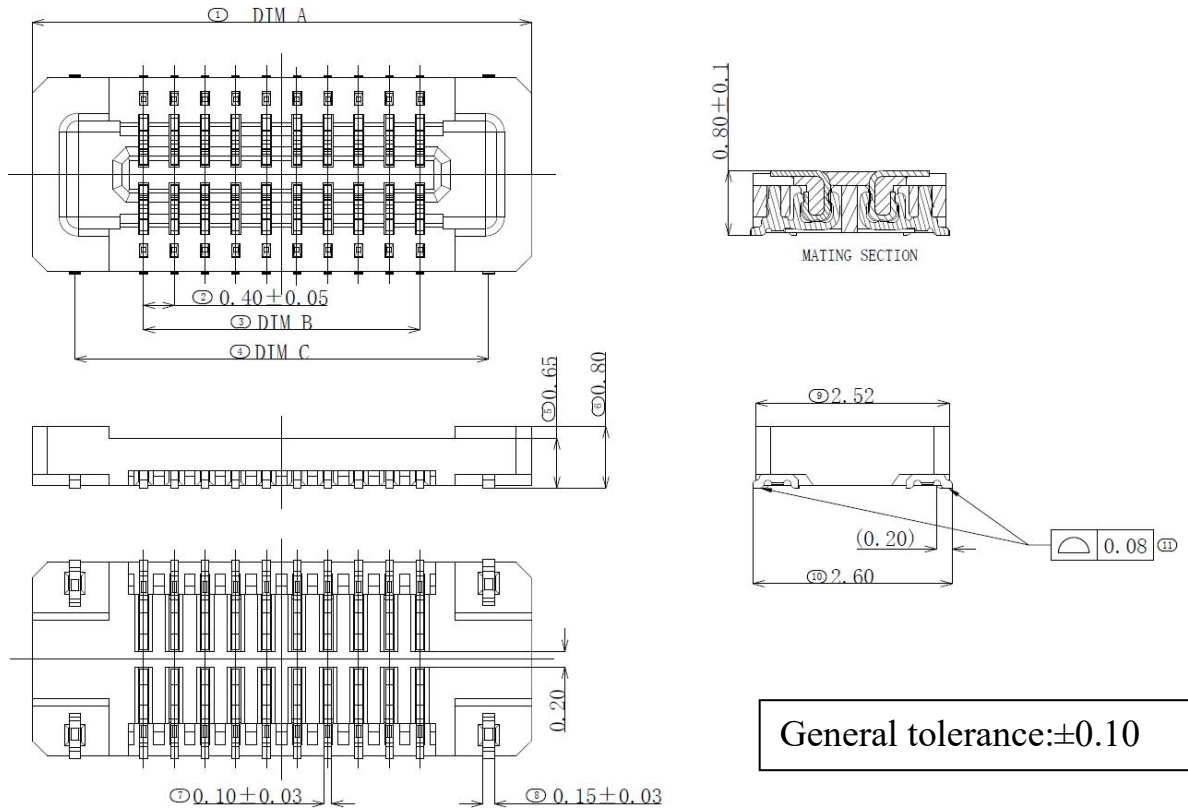
1 2 3 4

1. YXT: YXT PRECISION TECHNOLOGY CO., LTD.
2. Series name: BB10 (0.4mm pitch 0.8mm height Board to Board/FPC Connectors)
3. Number of positions: 06, 08, 10, 14, 16, 20, 24, 30, 34, 40, 50, 60, 70, 80 P- (Plug)
4. 02 (standard, with hold down)



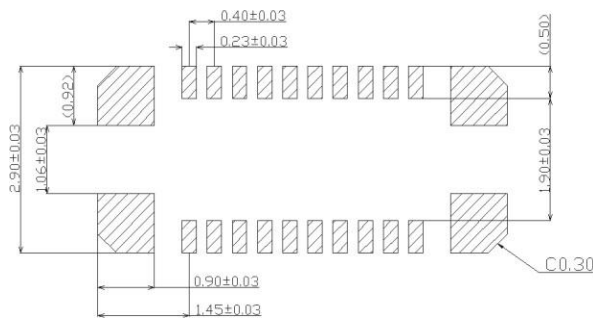
0.4mm Pitch,0.8mm Height,Board-to-Board/Board-to-FPC Connectors (BB10 Series)

Socket (CAD Data)



Recommended PCB mounting pattern

Dimension table (Unit: mm)

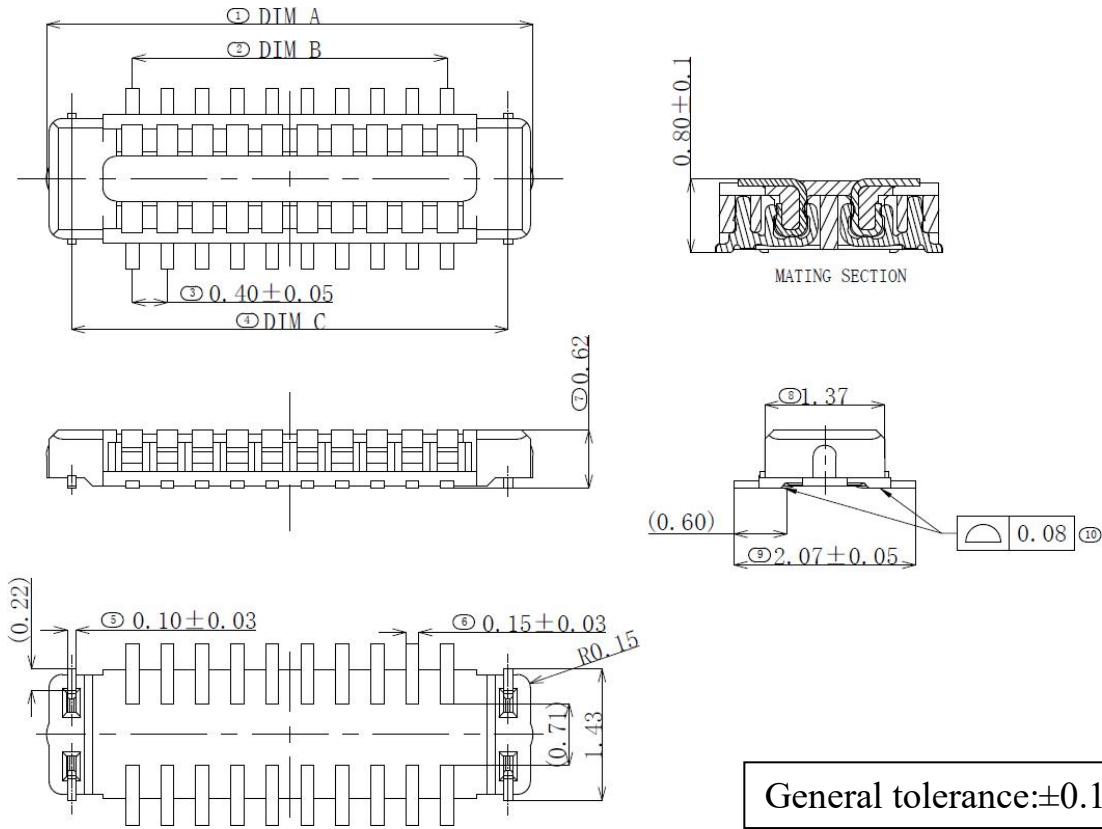


B

Part Number	Number of positions	DIM A	DIM B	DIM C
YXT-BB10-06S-02	06	3.70	0.80	2.59
YXT-BB10-08S-02	08	4.10	1.20	2.99
YXT-BB10-10S-02	10	4.50	1.60	3.39
YXT-BB10-14S-02	14	5.30	2.40	4.19
YXT-BB10-16S-02	16	5.70	2.80	4.59
YXT-BB10-20S-02	20	6.50	3.60	5.39
YXT-BB10-24S-02	24	7.30	4.40	6.19
YXT-BB10-30S-02	30	8.50	5.60	7.39
YXT-BB10-34S-02	34	9.30	6.40	8.19
YXT-BB10-40S-02	40	10.50	7.60	9.39
YXT-BB10-50S-02	50	12.50	9.60	11.39
YXT-BB10-60S-02	60	14.50	11.60	13.39
YXT-BB10-70S-02	70	16.50	13.60	15.39
YXT-BB10-80S-02	80	18.50	15.60	17.39

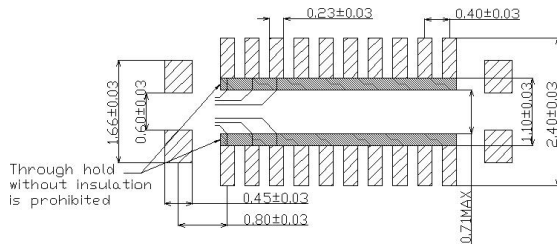
0.4mm Pitch, 0.8mm Height, Board-to-Board/Board-to-FPC Connectors (BB10 Series)

Plug (CAD Data)



Recommended PCB mounting pattern

Dimension table (Unit: mm)

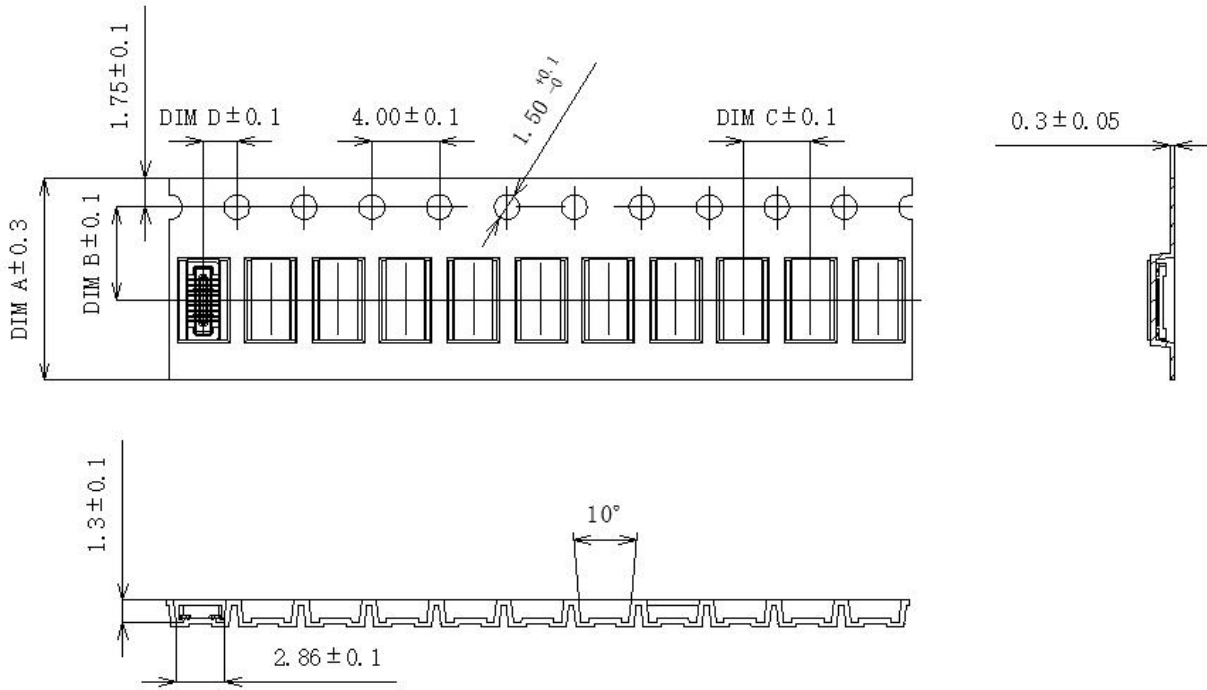


Part Number	Number of positions	DIM A	DIM B	DIM C
YXT-BB10-06P-02	06	2.76	0.80	2.19
YXT-BB10-08P-02	08	3.16	1.20	2.59
YXT-BB10-10P-02	10	3.56	1.60	2.99
YXT-BB10-14P-02	14	4.36	2.40	3.79
YXT-BB10-16P-02	16	4.76	2.80	4.19
YXT-BB10-20P-02	20	5.56	3.60	4.99
YXT-BB10-24P-02	24	6.36	4.40	5.79
YXT-BB10-30P-02	30	7.56	5.60	6.99
YXT-BB10-34P-02	34	8.36	6.40	7.79
YXT-BB10-40P-02	40	9.56	7.60	8.99
YXT-BB10-50P-02	50	11.56	9.60	10.99
YXT-BB10-60P-02	60	13.56	11.60	12.99
YXT-BB10-70P-02	70	15.56	13.60	14.99
YXT-BB10-80P-02	80	17.56	15.60	16.99

0.4mm Pitch,0.8mm Height,Board-to-Board/Board-to-FPC Connectors (BB10 Series)

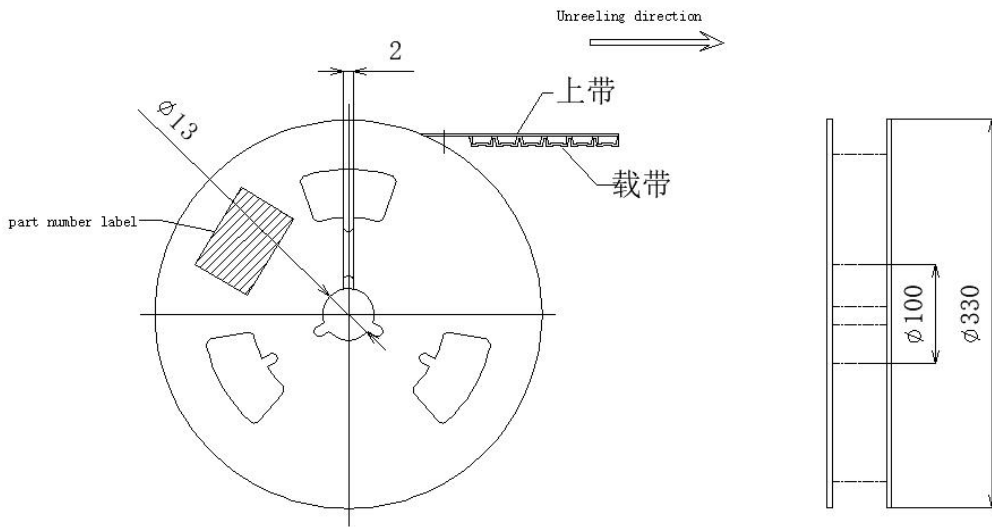
Packing Specification

Embossed Carrier Tape Dimensions-Socket



Reel

Dimensions--Socket



0.4mm Pitch,0.8mm Height,Board-to-Board/Board-to-FPC Connectors (BB10 Series)

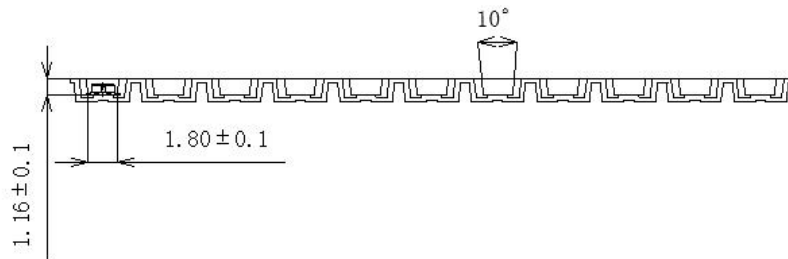
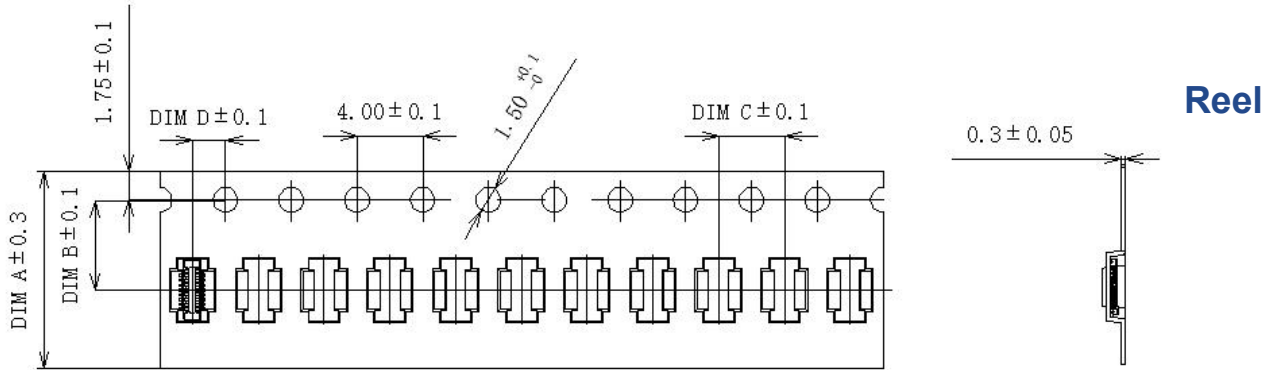
Dimension table (Unit: mm)

Part Number	DIM A	DIM B	DIM C	DIM D	Quantity(PC/REEL)
YXT-BB10-06S-02	12	5.5	4	2	10000
YXT-BB10-08S-02	12	5.5	4	2	10000
YXT-BB10-10S-02	12	5.5	4	2	10000
YXT-BB10-14S-02	12	5.5	4	2	10000
YXT-BB10-16S-02	16	7.5	4	2	10000
YXT-BB10-20S-02	16	7.5	4	2	10000
YXT-BB10-24S-02	16	7.5	4	2	10000
YXT-BB10-30S-02	16	7.5	4	2	10000
YXT-BB10-34S-02	24	11.5	4	2	10000
YXT-BB10-40S-02	24	11.5	4	2	10000
YXT-BB10-50S-02	24	11.5	4	2	10000
YXT-BB10-60S-02	24	11.5	4	2	10000
YXT-BB10-70S-02	32	14.5	4	2	10000
YXT-BB10-80S-02	32	14.5	4	2	10000

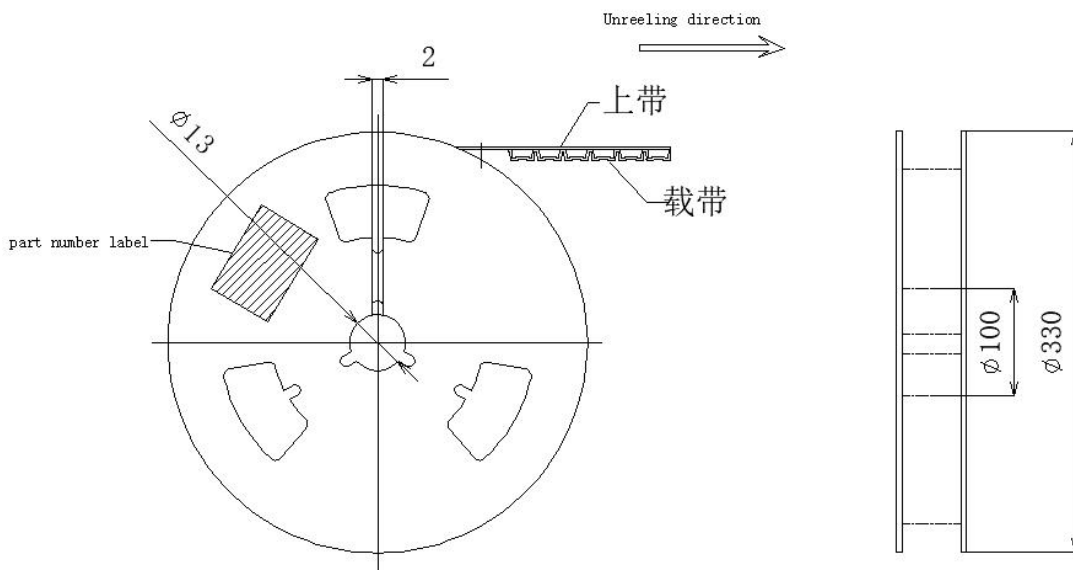
0.4mm Pitch,0.8mm Height,Board-to-Board/Board-to-FPC Connectors (BB10 Series)

Packing Specification

Embossed Carrier Tape Dimensions-Plug



Dimensions--Plug



0.4mm Pitch,0.8mm Height,Board-to-Board/Board-to-FPC Connectors (BB10 Series)

Dimension table (Unit: mm)

Part Number	DIM A	DIM B	DIM C	DIM D	Quantity(PC/REEL)
YXT-BB10-06P-02	12	5.5	4	2	10000
YXT-BB10-08P-02	12	5.5	4	2	10000
YXT-BB10-10P-02	12	5.5	4	2	10000
YXT-BB10-14P-02	12	5.5	4	2	10000
YXT-BB10-16P-02	16	7.5	4	2	10000
YXT-BB10-20P-02	16	7.5	4	2	10000
YXT-BB10-24P-02	16	7.5	4	2	10000
YXT-BB10-30P-02	16	7.5	4	2	10000
YXT-BB10-34P-02	16	7.5	4	2	10000
YXT-BB10-40P-02	24	11.5	4	2	10000
YXT-BB10-50P-02	24	11.5	4	2	10000
YXT-BB10-60P-02	24	11.5	4	2	10000
YXT-BB10-70P-02	32	14.5	4	2	10000
YXT-BB10-80P-02	32	14.5	4	2	10000

X-ON Electronics

Largest Supplier of Electrical and Electronic Components

Click to view similar products for [Headers & Wire Housings](#) category:

Click to view products by [YXT](#) manufacturer:

Other Similar products are found below :

[57102-F02-18ULF](#) [58102-G61-06LF](#) [0009485154](#) [009176003701906](#) [0050291907](#) [02.125.8002.8](#) [609-3404](#) [61062-3](#) [622-0430](#) [622-3653LF](#)
[63453-116](#) [636-1030](#) [636-1427](#) [636-3427](#) [636-4007](#) [641938-9](#) [644827-2](#) [65495-038](#) [65692-001LF](#) [65781-018](#) [65781-047](#) [65817-010LF](#)
[65817-015LF](#) [66207-023LF](#) [67016-026LF](#) [67095-007LF](#) [68631-112](#) [68645-018](#) [68648-049](#) [699319-000](#) [70.362.1628.0](#) [70-4210](#) [70-4226B](#)
[70-4853B](#) [707-5020](#) [707-5028](#) [71.350.2428.0](#) [71961-016LF](#) [733-134](#) [754199-000](#) [760-3052](#) [787-8014-00](#) [FCN-367T-T012/H](#) [80.063.4001.1](#)
[800-90-010-10-002000](#) [801-43-002-10-013000](#) [801-43-006-10-002000](#) [803-41-018-10-001000](#) [803-43-014-20-001000](#) [803-43-024-10-001000](#)