

AZ2150

40A MINIATURE POWER RELAY



FEATURES

- 40 Amp switching capability
- 1 Form A, B and C contacts available
- DC coils to 120 VDC
- Life expectancy to 10 million operations
- Class B insulation standard
- Class F (155°C) version available
- Available with an epoxy seal for automatic wave soldering and immersion cleaning
- Proof Tracking Index (PTI/CTI) 175
- UL, CUR file E44211 including versions meeting UL 508 and UL 873 spacing and contact rating requirements; VDE 40023154 (some models)

CONTACTS

Arrangement	SPDT (1 Form C) SPST (1 Form A and 1 Form B)
Ratings	Resistive load: Max. switched power: 900 W or 10000 VA Max. switched current: 40 A (Form A) 30 A (Form B) Max. switched voltage: 30 VDC or 300 VAC UL Rating: See chart for UL contact ratings. AZ2150 Series meets UL 508 Group A spacing and UL 873 refrigeration and safety control requirements. AZ2151 Series meets UL 508 Group B spacing requirements. VDE Rating: AZ2150-1A: 25A for class F/20A for class B type at 250VAC, 10k cycles, resistive AZ2150-1C: 20A at 250VAC, 10k cycles, resistive
Material	Silver cadmium oxide
Resistance	< 20 milliohms initially (at rated current, voltage drop method)

COIL

Power At Pickup Voltage (typical)	500 mW
Max. Continuous Dissipation	2.2 W at 20°C (68°F) ambient 1.8 W at 40°C (104°F) ambient
Temperature Rise	43°C (77°F) at nominal coil voltage
Temperature	Max. 130°C (266°F) Class B Max. 155°C (311°F) Class F

GENERAL DATA

Life Expectancy Mechanical Electrical	Minimum operations 1 x 10 ⁷ 1 x 10 ⁵ at 30 A 120 VAC Res. (N.O.)
Operate Time (max.)	Max. 12 ms Typical: 8 ms
Release Time (max.)	Max. 5 ms Typical: 3.5 ms
Dielectric Strength (at sea level for 1min)	2500 Vrms contact to coil 1500 Vrms between open contacts
Insulation Resistance	1000 megohms min. at 500 VDC, 20°C 50% RH
Dropout	Greater than 10% of nominal coil voltage
Ambient Temperature Operating Storage	At nominal coil voltage -55°C (-67°F) to 85°C (185°F) -55°C (-67°F) to 105°C (221°F)
Vibration	0.062" DA at 10–55 Hz
Shock	20 g
Enclosure	P.B.T. polyester
Terminals	Tinned copper alloy
Max. Solder Temp.	270°C (518°F)
Max. Solder Time	5 seconds
Max. Solvent Temp.	80°C (176°F)
Max. Immersion Time	30 seconds
Weight	25 grams

NOTES

1. All values at 20°C (68°F).
2. Relay may pull in with less than "Must Operate" value.
3. Unsealed relays should not be dip cleaned.
4. Other coil resistances and sensitivities available upon request. Please call the factory.
5. Specifications subject to change without notice.

AMERICAN ZETTLER, INC. www.azettler.com

75 COLUMBIA • ALISO VIEJO, CA 92656 • PHONE: (949) 831-5000 • FAX: (949) 831-8642 • E-MAIL: SALES@AZETTLER.COM

8/05/15

AZ2150

RELAY ORDERING DATA

STANDARD RELAYS: 1 Form A (SPST): 1/8" Clearance, 1/4" Creepage					
COIL SPECIFICATIONS				ORDER NUMBER*	
Nominal Coil VDC	Max. Continuous VDC	Coil Resistance ±10%	Must Operate VDC	Unsealed	Sealed
5	7.3	27	3.75	AZ2150-1A-5D	AZ2150-1A-5DE
6	8.9	40	4.5	AZ2150-1A-6D	AZ2150-1A-6DE
9	13.9	97	6.75	AZ2150-1A-9D	AZ2150-1A-9DE
12	17.5	155	9.0	AZ2150-1A-12D	AZ2150-1A-12DE
15	22.5	256	11.25	AZ2150-1A-15D	AZ2150-1A-15DE
18	27.4	380	13.5	AZ2150-1A-18D	AZ2150-1A-18DE
24	36.1	660	18.0	AZ2150-1A-24D	AZ2150-1A-24DE
48	68.4	2,560	36.0	AZ2150-1A-48D	AZ2150-1A-48DE
70	104.4	5,500	52.5	AZ2150-1A-70D	AZ2150-1A-70DE
110	163.2	13,450	82.5	AZ2150-1A-110D	AZ2150-1A-110DE

STANDARD RELAYS: 1 Form A (SPST): 1/16" Clearance, 1/8" Creepage					
COIL SPECIFICATIONS				ORDER NUMBER*	
Nominal Coil VDC	Max. Continuous VDC	Coil Resistance ±10%	Must Operate VDC	Unsealed	Sealed
5	7.3	27	3.75	AZ2151-1A-5D	AZ2151-1A-5DE
6	8.9	40	4.5	AZ2151-1A-6D	AZ2151-1A-6DE
9	13.9	97	6.75	AZ2151-1A-9D	AZ2151-1A-9DE
12	17.5	155	9.0	AZ2151-1A-12D	AZ2151-1A-12DE
15	22.5	256	11.25	AZ2151-1A-15D	AZ2151-1A-15DE
18	27.4	380	13.5	AZ2151-1A-18D	AZ2151-1A-18DE
24	36.1	660	18.0	AZ2151-1A-24D	AZ2151-1A-24DE
48	68.4	2,560	36.0	AZ2151-1A-48D	AZ2151-1A-48DE
70	104.4	5,500	52.5	AZ2151-1A-70D	AZ2151-1A-70DE
110	163.2	13,450	82.5	AZ2151-1A-110D	AZ2151-1A-110DE

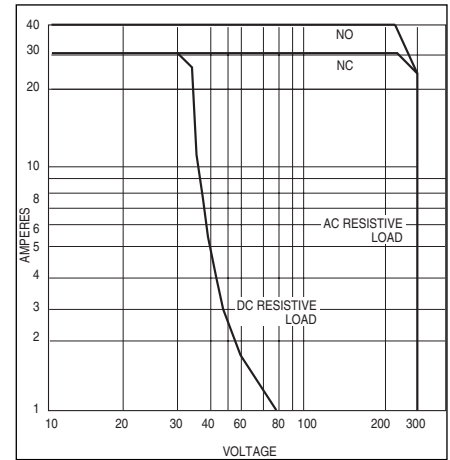
* Substitute "1B" or "1C" in place of the "1A" to indicate 1 Form B and 1 Form C respectively. To indicate Class F version, add suffix "F".

UL/CUR File E44211 Approved Contact Ratings

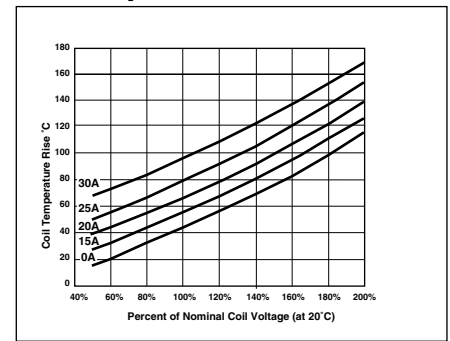
Load Type	Cycles	Volts	Form A (NO)	Form B (NC)	Form C	
					NO	NC
General Purpose (Inductive)	100,000	125 or 240 VAC	30 A	15 A	30 A	15 A
	30,000	277 VAC	30 A	30 A	30 A	30 A
Resistive	100,000	125 or 240 VAC	30 A	15 A	30 A	15 A
	100,000	30 VDC	20 A	10 A	20 A	10 A
	100,000	277 VAC	20 A	—	—	—
	100,000	240 VAC	15 A	—	—	—
	6,000	250 VAC	40 A	—	40 A	—
Ballast	6,000	125, 240, 277 VAC	6 A	3 A	6 A	3 A
	6,000	277 VAC	20 A	—	—	—
Pilot Duty	6,000	125 VAC	800 VA	290 VA	800 VA	290 VA
	30,000	125 VAC	800 VA	—	690 VA	—
	100,000	125 VAC	690 VA	—	470 VA	275 VA
	6,000	240 VAC	1152 VA	768 VA	1152 VA	768 VA
	100,000	277 VAC	764 VA	—	764 VA	—
Motor Load	6,000	125 VAC	1 HP	1/4 HP	1 HP	1/4 HP
	6,000	240 VAC	3 HP	1 HP	2 HP	1 HP
	30,000	125 VAC	1 HP	—	1 HP	—
	100,000	125 or 277 VAC	3/4 HP	—	3/4 HP	—
Definite Purpose (LRA-Locked Rotor)	30,000	125 VAC	96 LRA 30 FLA	33 LRA 10 FLA	60 LRA 20 FLA	33 LRA 10 FLA
	100,000	125 VAC	82.8 LRA 27 FLA	—	82.8 LRA 27 FLA	—
Definite Purpose (FLA-Full Load)	30,000	240 VAC	80 LRA 30 FLA	33 LRA 10 FLA	60 LRA 20 FLA	33 LRA 10 FLA
	100,000	277 VAC	60 LRA 20 FLA	—	60 LRA 20 FLA	—
Tungsten	6,000	125 VAC	15 A	—	15 A	3 A
	6,000	240 VAC	5 A	—	5 A	3 A
	6,000	120 VAC	—	3 A	—	—
	6,000	240 VAC	—	3 A	—	—
TV-5	25,000	120 VAC	TV-5	—	TV-5	TV-3
TV-3	25,000	120 VAC	—	TV-3	—	TV-3

Note: See AZ2100 Data Sheet for more complete UL and CUR approved contact ratings.

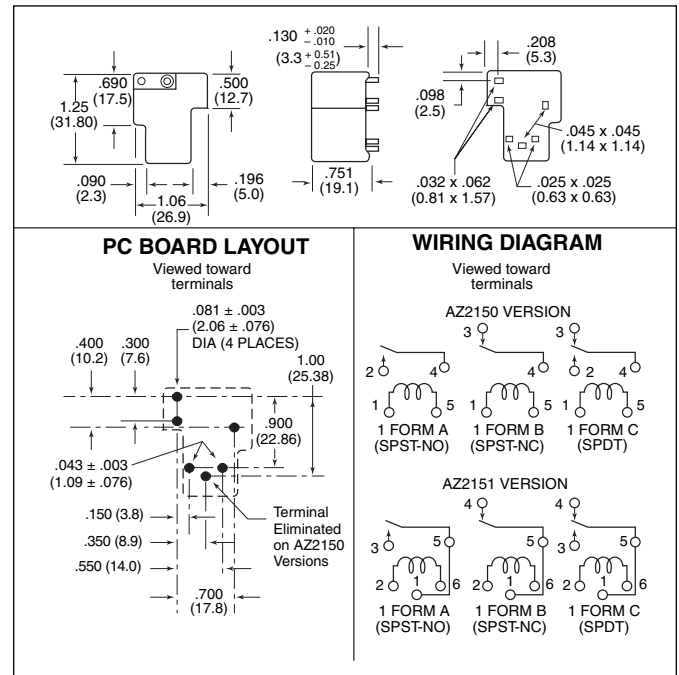
Maximum Switching Capacity



Coil Temperature Rise



MECHANICAL DATA



Dimensions in inches with metric equivalents in parentheses. Tolerance: ± .010"

AMERICAN ZETTLER, INC.

www.azettler.com

75 COLUMBIA • ALISO VIEJO, CA 92656 • PHONE: (949) 831-5000 • FAX: (949) 831-8642 • E-MAIL: SALES@AZETTLER.COM

8/05/15

X-ON Electronics

Largest Supplier of Electrical and Electronic Components

Click to view similar products for [General Purpose Relays](#) category:

Click to view products by [Zettler](#) manufacturer:

Other Similar products are found below :

[APF30318](#) [JVN1AF-4.5V-F](#) [PCN-105D3MHZ](#) [5JO-10000S-SIL](#) [5JO-1000CD-SIL](#) [5JO-400CD-SIL](#) [LY2S-AC220/240](#) [LYQ20DC12](#)
[6031007G](#) [6131406HQ](#) [6-1393099-3](#) [6-1393099-8](#) [6-1393122-4](#) [6-1393123-2](#) [6-1393767-1](#) [6-1393843-7](#) [6-1415012-1](#) [6-1419102-2](#) [6-](#)
[1423698-4](#) [6-1608051-6](#) [6-1608067-0](#) [6-1616170-6](#) [6-1616248-2](#) [6-1616282-3](#) [6-1616348-2](#) [6-1616350-1](#) [6-1616350-8](#) [6-1616358-7](#) [6-](#)
[1616359-9](#) [6-1616360-9](#) [6-1616931-6](#) [6-1617039-1](#) [6-1617052-1](#) [6-1617090-2](#) [6-1617090-5](#) [6-1617347-5](#) [6-1617353-3](#) [6-1617801-8](#) [6-](#)
[1617802-2](#) [6-1618107-9](#) [6-1618248-4](#) [M83536/1-027M](#) [CX-4014](#) [MAHC-5494](#) [MAVCD-5419-6](#) [703XCX-120A](#) [7-1393100-5](#) [7-1393111-7](#)
[7-1393144-5](#) [7-1393767-8](#)