


AZ851

MICROMINIATURE POLARIZED RELAY

FEATURES

- Microminiature size: Height: .244 inches (6.2 mm); Length: .559 inches (14.2 mm); Width: .366 inches (9.3 mm)
- High sensitivity, 79 mW pickup
- Meets FCC Part 68.302 1500 V lightning surge
- Surface mount type with "L" shaped terminals
- Monostable
- Minimum switching load 10 mV, 10 μ A
- Epoxy sealed
- UL, CUR file E43203



CONTACTS

Arrangement	DPDT (2 Form C) Bifurcated crossbar contacts
Ratings	Resistive load: Max. switched power: 30 W or 62.5 VA Max. switched current: 1 A Max. switched voltage: 220 VDC* or 250 VAC Max. carry current: 2 A * Note: If switching voltage is greater than 30 VDC, special precautions must be taken. Please contact the factory.
Rated Load UL, CUR	1 A at 30 VDC resistive 0.5 A at 125 VAC resistive
Material	Silver palladium, gold clad
Resistance	< 50 milliohms initially

COIL (Polarized)

Power At Pickup Voltage (typical)	79–169 mW
Max. Continuous Dissipation	875 mW at 20°C (68°F) ambient
Temperature Rise	18°C (32°F) at nominal coil voltage
Temperature	Max. 105°C (221°F)

NOTES

1. All values at 20°C (68°F).
2. Relay has fixed coil polarity.
3. Relay may pull in with less than "Must Operate" value.
4. Relay adjustment may be affected if undue pressure is exerted on relay case.
5. For complete isolation between the relay's magnetic fields, it is recommended that a .197" (5.0 mm) space be provided between adjacent relays.
6. Specifications subject to change without notice.
7. Ultrasonic cleaning is not recommended.

GENERAL DATA

Life Expectancy Mechanical Electrical	Minimum operations 1 x 10 ⁸ 2 x 10 ⁵ at 1 A, 30 VDC resistive 1 x 10 ⁵ at 0.5 A, 125 VAC resistive
Operate Time (typical)	2 ms at nominal coil voltage
Release Time (typical)	1 ms at nominal coil voltage (with no coil suppression)
Set Time (bistable versions)	2 ms at nominal coil voltage (typical) Recommended coil pulse: 20 ms
Reset Time (bistable versions)	2 ms at nominal coil voltage (typical) Recommended coil pulse: 20 ms
Dropout	Greater than 10% of nominal coil voltage
Capacitance	Contact to contact: 0.4 pF Contact set to contact set: 0.2 pF Contact to coil: 0.9 pF
Dielectric Strength (at sea level)	1000 Vrms between contact sets 1000 Vrms across contacts 1000 Vrms contact to coil Meets FCC part 68.302 1500 V lightning surge
Insulation Resistance	1000 megohms min. at 25°C, 500 VDC, 50% RH
Ambient Temperature Operating	At nominal coil voltage -40°C (-40°F) to 85°C (185°F)
Vibration	.130" (3.3 mm) DA at 10–55 Hz
Shock	50 g
Enclosure	LCP
Terminals	Tinned copper alloy, P.C.
Max. Solvent Temp.	80°C (176°F)
Max. Immersion Time	30 seconds
Weight	1.5 grams
Packing unit in pcs (TR Tape & Reel)	25 per plastic tube / 1000 per carton box 500 per reel

ZETTLER electronics GmbH - A ZETTLER GROUP Company

Junkersstr. 3, D-82178 Puchheim, Germany

phone: +49 89 800 97-0 office@ZETTLERelectronics.com
fax: +49 89 800 97-200 www.ZETTLERelectronics.com

This product specification to be used only together with the application notes
which can be downloaded from <http://www.ZETTLERelectronics.com/pdfs/relais/ApplicationNotes.pdf>

2014-08-06

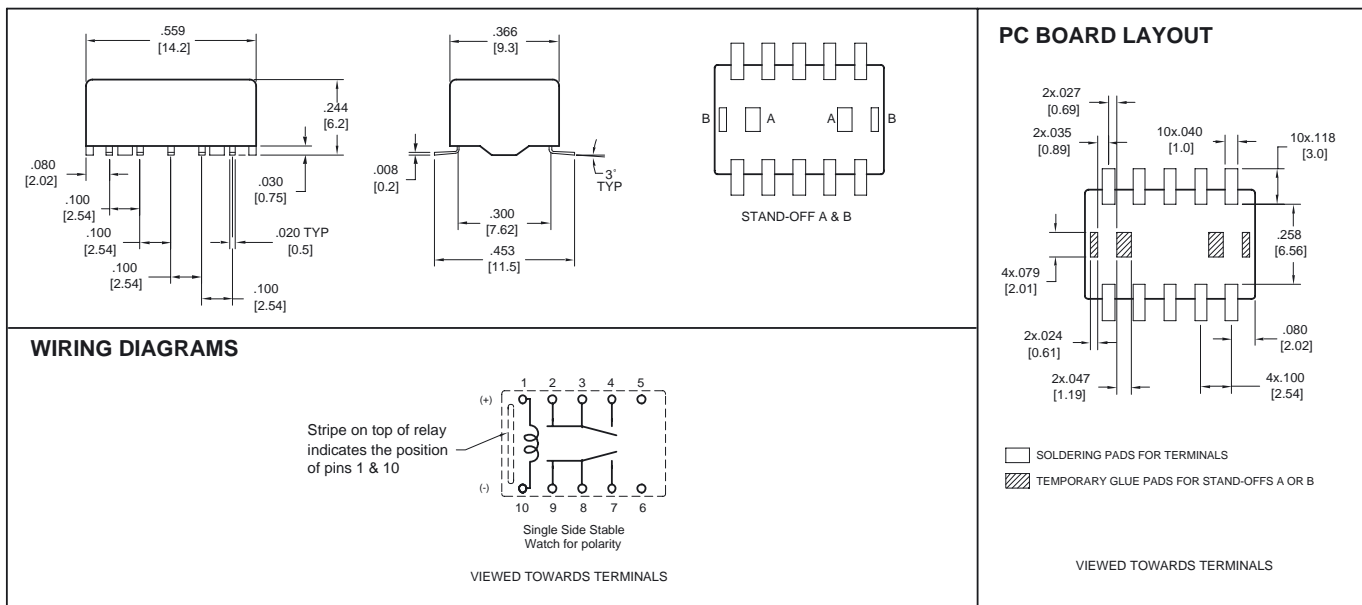
AZ851

RELAY ORDERING DATA

COIL SPECIFICATIONS				
Standard Coil: Monostable				ORDER NUMBER
Nominal Coil VDC	Must Operate VDC	Max. Continuous VDC	Coil Resistance Ohm $\pm 10\%$	
3	2.25	7.5	64.3	AZ851-3
5	3.75	12.5	178	AZ851-5
6	4.5	15.0	257	AZ851-6
9	6.75	22.5	579	AZ851-9
12	9.0	30.0	1,028	AZ851-12
24	18.0	48.0	2,880	AZ851-24
48	36.0	80.0	7,680	AZ851-48 *

* Not UL Approved

MECHANICAL DATA



Dimensions in inches with metric equivalents in parentheses. Tolerance: $\pm .010$ "

ZETTLER electronics GmbH - A ZETTLER GROUP Company

Junkersstr. 3, D-82178 Puchheim, Germany

phone: +49 89 800 97-0 office@ZETTLERelectronics.com

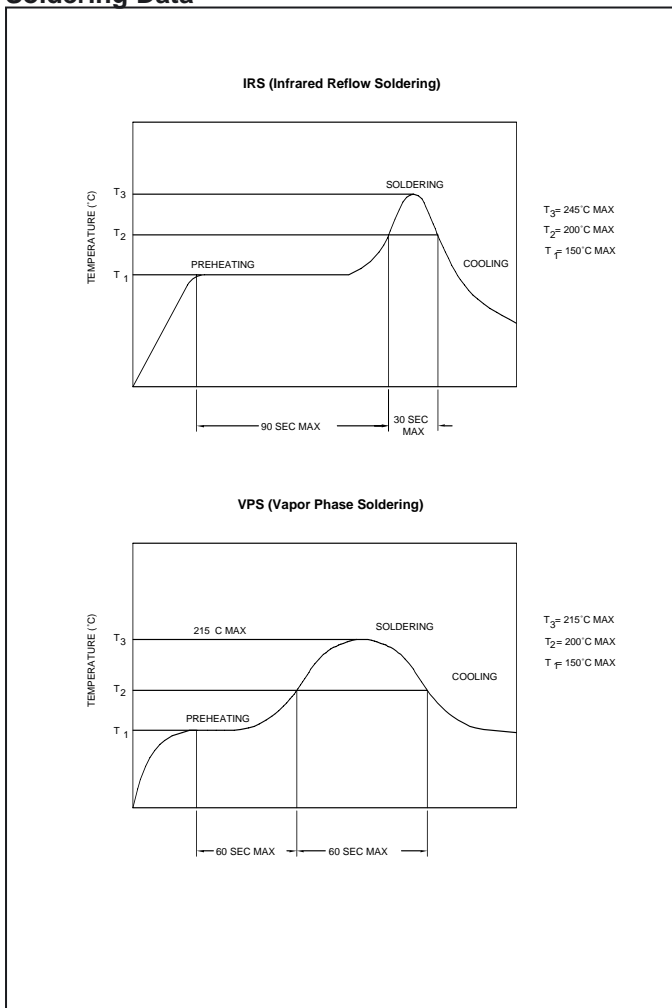
fax: +49 89 800 97-200 www.ZETTLERelectronics.com

This product specification to be used only together with the application notes which can be downloaded from <http://www.ZETTLERelectronics.com/pdfs/relais/ApplicationNotes.pdf>

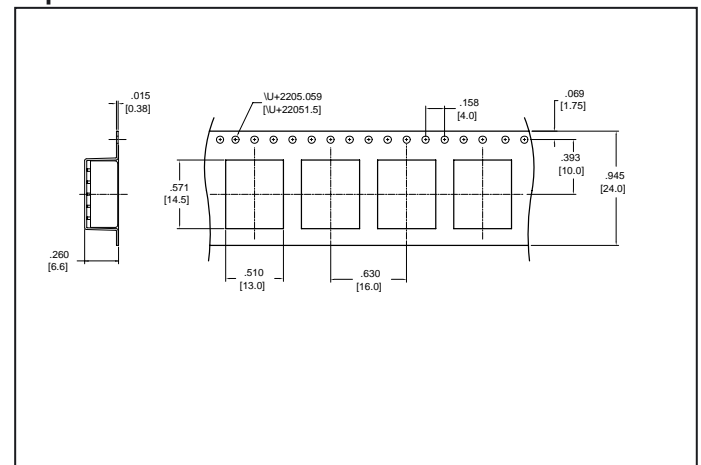
2014-08-06

AZ851

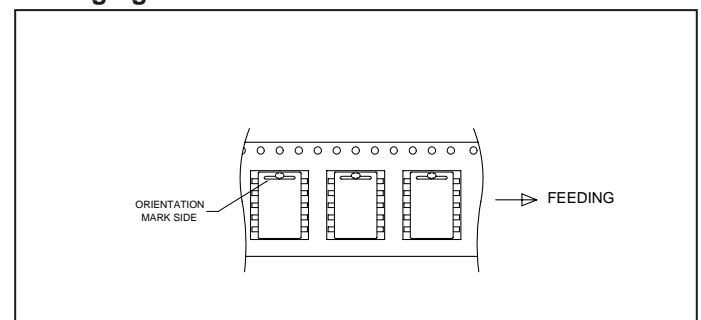
Soldering Data



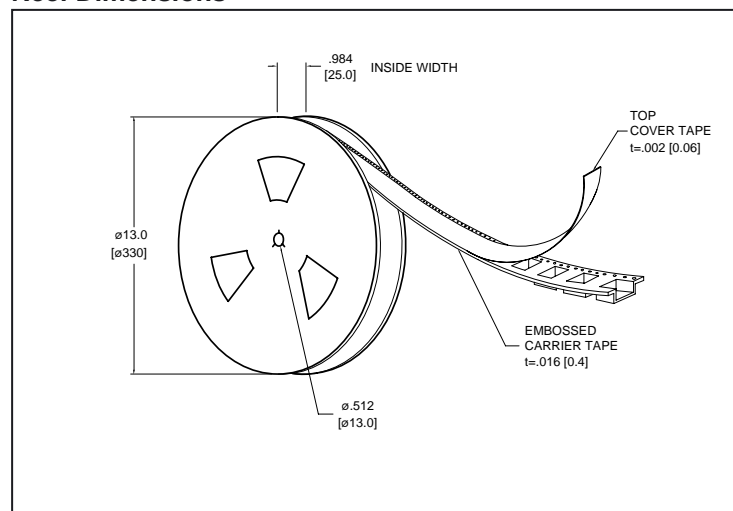
Tape Dimensions



Packaging



Reel Dimensions



ZETTLER electronics GmbH - A ZETTLER GROUP Company

Junkersstr. 3, D-82178 Puchheim, Germany

phone: +49 89 800 97-0 office@ZETTLERelectronics.com

fax: +49 89 800 97-200 www.ZETTLERelectronics.com

This product specification to be used only together with the application notes which can be downloaded from <http://www.ZETTLERelectronics.com/pdfs/relais/ApplicationNotes.pdf>

2014-08-06

X-ON Electronics

Largest Supplier of Electrical and Electronic Components

Click to view similar products for [General Purpose Relays](#) category:

Click to view products by [Zettler](#) manufacturer:

Other Similar products are found below :

[PCN-105D3MH,000](#) [59641F200](#) [5JO-1000CD-SIL](#) [5X827E](#) [5X837F](#) [5X840F](#) [5X842F](#) [5X848E](#) [LY2N-AC120](#) [LY2-US-AC120](#) [LY2-US-DC24](#) [LY3-US-AC120](#) [LY4F-UA-DC12](#) [LY4F-UA-DC24](#) [LY4F-US-AC120](#) [LY4F-US-AC240](#) [LY4F-US-DC24](#) [LY4F-VD-AC110](#)
[M115C60](#) [M115N010](#) [M115N0150](#) [603-12D](#) [60HE1-5DC](#) [60HE2S-12DC](#) [61211T0B4](#) [61212T400](#) [61222Q400](#) [61243B600](#) [61243C500](#)
[61243Q400](#) [61311BOA2](#) [61311BOA6](#) [61311BOA8](#) [61311C0A2](#) [61311COA1](#) [61311COA6](#) [61311F0A2](#) [61311QOA1](#) [61311QOA4](#)
[61311T0D6](#) [61311TOA6](#) [61311TOA7](#) [61311TOB3](#) [61311TOB4](#) [61311U0A6](#) [61312Q600](#) [61312T400](#) [61312T600](#) [61313U200](#) [61313U400](#)