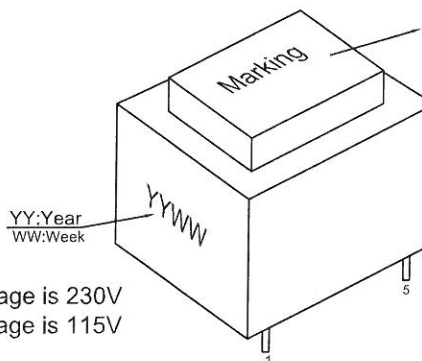


SEALED TRANSFORMER, PCB 1VA EI 30-10.5 SERIES

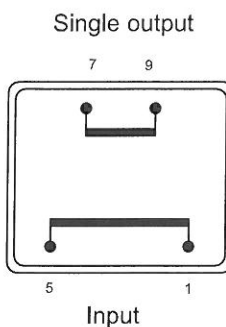
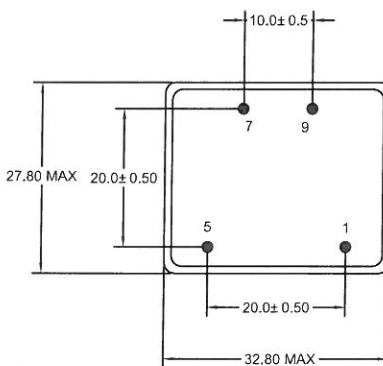
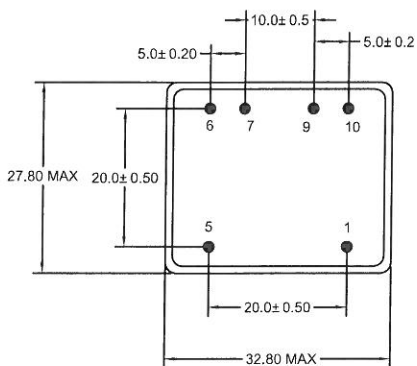
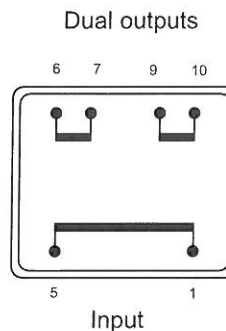
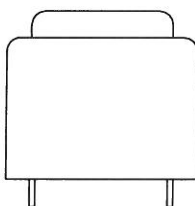
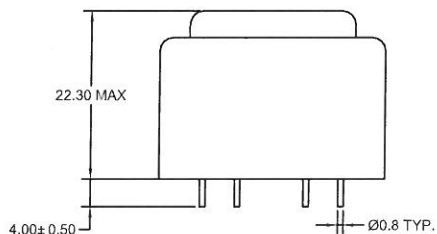


1. ELECTRICAL SPECIFICATIONS:

- A. Input Voltage and Frequency: 115/230V @ 50/60 Hz
- B. Secondary Voltage: See Electrical Table
- C. Ambient Temperature: 70° C MAX allowed.
- D. Insulation Resistance:
 - 100M Ohm Min @ 500VDC PRI. to SEC.
- E. Hi-Pot:
 - 4200Vrms 1 minute @ PRI. to SEC. ,when the primary input voltage is 230V
 - 2800Vrms 1 minute @ PRI. to SEC. ,when the primary input voltage is 115V
- F. Approvals:
 - UL5085 class 2 and class 3,VDE,EN61558,EN60950
- H. When the primary is 115V input,the transformer are non CQC approval.



2. MECHANICAL SPECIFICATIONS:



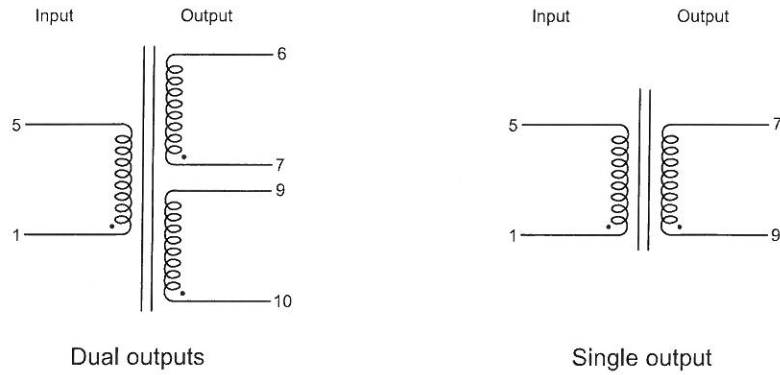
Dual outputs

Single output

A1	Changed label according to vde require	Janise	2014-11-14
REV.	DESCRIPTION	DRAWN	DATE(M/D/Y)

TOLERANCE		SCALE NOT 1:1	UNIT mm	DATE (M/D/Y)	MODEL DESCRIPTION	
X	±0.3	DRAWN	Janise	2014-11-14	ZETTLER MAGNETICS	MATERIAL 120° C or higher
X.X	±0.2	CHECKED				MODEL: EI 30-10.5 1VA
X.XX	±0.1	APPROVED				SHEET: 1 OF 2
THICKNESS	/				TITLE EI 30-10.5 1VA	
REV.	A1					

3. SCHEMATIC DIAGRAM:



4. ELECTRICAL TABLE:

Part Number (Input:115V)	Part Number (Input:230V)	Secondary Voltage (V)		Secondary current (mA)	No-load Voltage (V)(max)	Ambient temperature (°C)	Rated Power (VA)
BV301S06010	BV302S06010	6±10%		166	8.6	T 70 B	1
BV301S09010	BV302S09010	9±10%		111	13.6	T 70 B	1
BV301S10010	BV302S10010	10±10%		100	14.2	T 70 B	1
BV301S12010	BV302S12010	12±10%		83	17.2	T 70 B	1
BV301S15010	BV302S15010	15±10%		66	21.6	T 70 B	1
BV301S18010	BV302S18010	18±10%		55	25.9	T 70 B	1
BV301S24010	BV302S24010	24±10%		41	37.9	T 70 B	1
BV301D06010	BV302D06010	6±10%	6±15%	2×83	2×8.6	T 70 B	1
BV301D09010	BV302D09010	9±10%	9±15%	2×56	2×13.6	T 70 B	1
BV301D10010	BV302D10010	10±10%	10±15%	2×50	2×14.2	T 70 B	1
BV301D12010	BV302D12010	12±10%	12±15%	2×42	2×19	T 70 B	1
BV301D15010	BV302D15010	15±10%	15±15%	2×33	2×23.6	T 70 B	1
BV301D18010*	BV302D18010*	18±10%	18±15%	2×28	2×24.9	T 70 B	1
BV301D24010*	BV302D24010*	24±10%	24±15%	2×21	2×37.9	T 70 B	1

* To be noted:*marked transformers are non VDE approved. Those transformers meet all requirement of EN61558-2-4.

A1	ADD BV302S10010 TO LIST	Janise	2014-11-14
REV.	DESCRIPTION	DRAWN	DATE(M/D/Y)

TOLERANCE		SCALE NOT 1:1	UNIT mm	DATE (M/D/Y)	MODEL DESCRIPTION	
X	±0.3	DRAWN	Janise	2014-11-14	ZETTLER MAGNETICS TITLE EI 30-10.5 1VA	MATERIAL 120° C or higher
X.X	±0.2	CHECKED				MODEL: EI 30-10.5 1VA
X.XX	±0.1	APPROVED				
THICKNESS	/					
REV.	A1					SHEET: 2 OF 2

X-ON Electronics

Largest Supplier of Electrical and Electronic Components

Click to view similar products for [Power Transformers](#) category:

Click to view products by [Zettler](#) manufacturer:

Other Similar products are found below :

[ET-030A](#) [F-102X](#) [F-120X](#) [F-14X-1](#) [F-181U](#) [F-18A](#) [F-199U](#) [F-19X](#) [F-202U](#) [F-204U](#) [F-206U](#) [F-227X](#) [F-238U](#) [F-239U-1](#) [F-23U](#) [F24-250-B](#)
[F-242U](#) [F-245U](#) [F-264U](#) [F-265U](#) [F-267U](#) [F-281U](#) [F-283U](#) [F-290X](#) [F-295Z](#) [F-296Z](#) [F-298Z](#) [F-3143P](#) [F-3298Z](#) [F-33U](#) [F-346X](#) [F-35U](#) [F-](#)
[364U](#) [F-392A](#) [F-395X](#) [F-397U](#) [F-412X](#) [F-47U](#) [F-55X-1](#) [F-60U](#) [F-68U](#) [F-71U](#) [F-72Z](#) [F-74U](#) [F-83A](#) [F-84AC](#) [F-85U](#) [F-86U](#) [F-9U](#) [PCT-02](#)