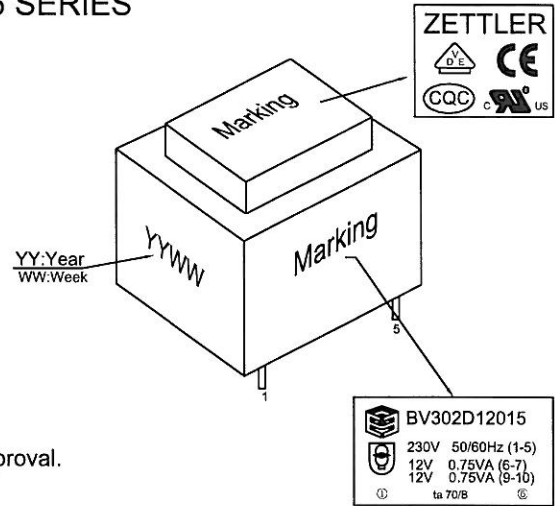


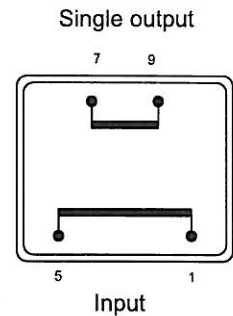
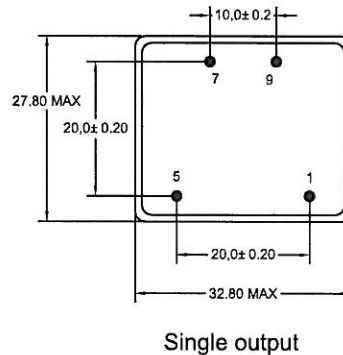
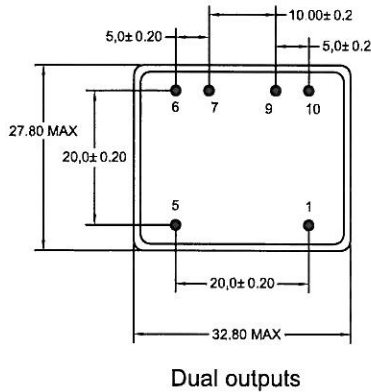
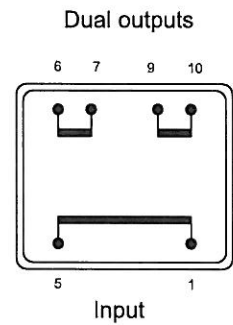
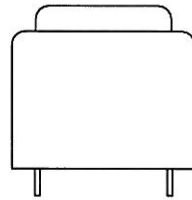
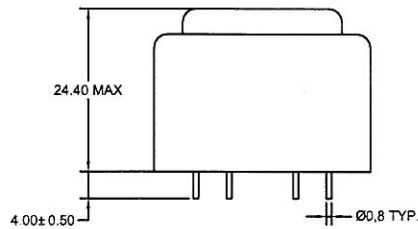
# SEALED TRANSFORMER, PCB 1.5VA EI 30-12.5 SERIES

## 1. ELECTRICAL SPECIFICATIONS:

- A. Input Voltage and Frequency: 115/230V @ 50/60 Hz
- B. Secondary Voltage: See Electrical Table
- C. Ambient Temperature: 70° C MAX allowed.
- D. Insulation Resistance:  
100M Ohm Min @ 500VDC PRI. to SEC.
- E. Hi-Pot:  
4200Vrms 1mA 1second @ PRI. to SEC.
- F. Approvals:  
UL506,UL1585 class 2 and class 3,VDE,EN61558,EN60950
- G. When the primary is 115V input,the transformer are non CQC approval.



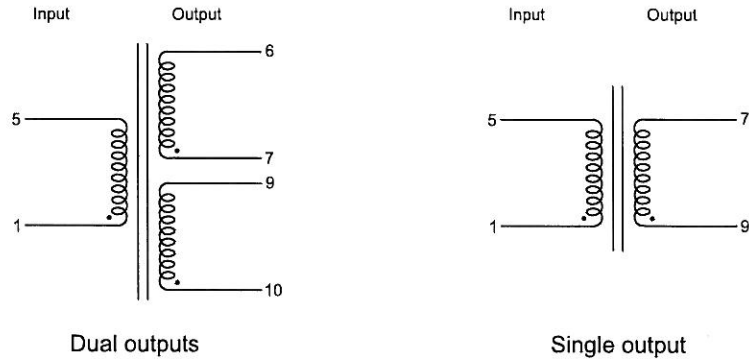
## 2. MECHANICAL SPECIFICATIONS:



A1	Changed the hi-pot from 2800V to 4200V,for 115V primary	Winston	2008-3-18
REV.	DESCRIPTION	DRAWN	DATE(M/D/Y)

TOLERANCE	SCALE NOT 1:1	UNIT mm	DATE (M/D/Y)	MODEL DESCRIPTION	
X	±0.3	DRAWN	Janise	ZETTLER MAGNETICS	MATERIAL 120° C or higher
X.X	±0.2	CHECKED			MODEL: EI 30-12.5 1.5VA
X.XX	±0.1	APPROVED			TITLE EI 30-12.5 1.5VA
THICKNESS	/				SHEET: 1 OF 2
REV.	A0				

3. SCHEMATIC DIAGRAM:



4. ELECTRICAL TABLE:

Part Number (Input: 115V)	Part Number (Input: 230V)	Secondary Voltage (V)		Secondary current (mA)	No-load Voltage (V)(max)	Ambient temperature (°C)	Rated Power (VA)
BV301S06015	BV302S06015	6±10%		250	9.7	T 70 B	1.5
BV301S09015	BV302S09015	9±10%		167	14.5	T 70 B	1.5
BV301S12015	BV302S12015	12±10%		125	19.3	T 70 B	1.5
BV301S15015	BV302S15015	15±10%		100	24.2	T 70 B	1.5
BV301S18015	BV302S18015	18±10%		83	29.8	T 70 B	1.5
BV301S24015	BV302S24015	24±10%		63	38.6	T 70 B	1.5
BV301D06015	BV302D06015	6±10%	6±15%	2×125	2×9.7	T 70 B	1.5
BV301D09015	BV302D09015	9±10%	9±15%	2×83	2×15.3	T 70 B	1.5
BV301D12015	BV302D12015	12±10%	12±15%	2×63	2×19.3	T 70 B	1.5
BV301D15015	BV302D15015	15±10%	15±15%	2×50	2×24.2	T 70 B	1.5
BV301D18015*	BV302D18015*	18±10%	18±15%	2×42	2×29	T 70 B	1.5
BV301D24015*	BV302D24015*	24±10%	24±15%	2×31	2×38.6	T 70 B	1.5

\* To be noted:\*marked transformers are non VDE approved.  
Those transformers meet all requirement of EN61558-2-4.

TOLERANCE		SCALE NOT 1:1	UNIT mm	DATE (M/D/Y)	REV.	DESCRIPTION	DRAWN	DATE(M/D/Y)
X	± 0.3	DRAWN	Janise	2008-1-16				
X.X	± 0.2	CHECKED						
X.XX	± 0.1	APPROVED						
THICKNESS	/							
REV.	A0							

MODEL DESCRIPTION			
<b>ZETTLER MAGNETICS</b>		MATERIAL	120° C or higher
		MODEL:	EI 30-12.5 1.5VA
<b>TITLE</b>			
EI 30-12.5 1.5VA			
		SHEET: 2 OF 2	

## **X-ON Electronics**

Largest Supplier of Electrical and Electronic Components

*Click to view similar products for [Zettler](#) manufacturer:*

Other Similar products are found below :

[44025](#) [A2428-221-201](#) [ACM-2002D-RN-GBH](#) [ACST-260](#) [ACST-260-1A](#) [ACST-261-1](#) [ADH20010](#) [ADH40010](#) [AH30024](#) [AH30036](#)  
[AH60012](#) [AHF06020](#) [AHF06024](#) [AHI01012](#) [AHI01016](#) [AHI01028](#) [AZ1309-4C-12A](#) [AZ1309-4C-12D](#) [AZ1309-4C-240A](#) [AZ1309-4C-24A](#)  
[AZ1309-4C-24D](#) [AZ1309-4C-48A](#) [AZ1309-4C-48D](#) [AZ1309-4C-6A](#) [AZ1309-4C-6D](#) [AZ1309P-4C-12A](#) [AZ1309P-4C-12D](#) [AZ1309P-4C-](#)  
[240A](#) [AZ1309P-4C-24A](#) [AZ1309P-4C-24D](#) [AZ1309P-4C-48A](#) [AZ1309P-4C-48D](#) [AZ1309P-4C-6A](#) [AZ1309P-4C-6D](#) [AZ1530-03-51](#)  
[AZ1530-03-52](#) [AZ1530-04-1](#) [AZ1530-08-2](#) [AZ1530-11-1](#) [AZ1530-12-2](#) [AZ1531-035-2](#) [AZ1531-05-2](#) [AZ1531-08-2](#) [AZ1531-14-2](#) [AZ1535-](#)  
[055-2](#) [AZ1535-15-2](#) [AZ162-2C-6A](#) [AZ1631-06-1](#) [AZ1631-06-1L](#) [AZ1641-4C-12D](#)