




- ### Features
- General purpose automotive relay  
Available in open frame and plastic sealed packages  
Sealed: 25.8×20.6×21.0(mm)  
Open: 18.0×23.4×17.9(mm)
  - High contact capacity 40A
  - USA or European footprints



## ORDERING INFORMATION

**CMA4 - S - DC12V - A - E**

Model	Enclosure	Coil Voltage	Contact Form	Footprint
	S - Plastic Sealed Type Blank-Open Type	DC6V, DC9V, DC12V, DC24V	A - 1 Form A C - 1 Form C	E - European footprint U - USA footprint

## SPECIFICATION

### CONTACT DATA

Contact Form	1 Form A, 1 Form C	
Contact Material	Ag Alloy	
Contact Rating	30A 14VDC Resistive (C) 40A 14VDC Resistive (A)	
Contact Resistance	Max. 100mΩ (6VDC 1A)	
Load	Max. Switching Voltage	75VDC
	Max. Switching Current	Refer to table1
	Max. Switching Power	560W
Life	Electrical	100,000 operations
	Mechanical	10,000,000 operations

### COIL DATA

Nominal Coil Power	1600mW
--------------------	--------

### GENERAL DATA

Insulation Resistance		Min. 100MΩ 500VDC
Dielectric Strength	Between open contacts	550VAC, 1min
	Between coil and contacts	550VAC, 1min
Operate Time		Max. 5ms
Release Time		Max. 3ms
Operating Temperature		-40°C to +85°C
Humidity		35~95%RH, +40°C
Shock Resistance	Endurance	1,000m/s <sup>2</sup>
	Misoperation	100m/s <sup>2</sup>
Vibration Resistance	Endurance	10~55Hz, 1.5mm double amplitude
	Misoperation	10~55Hz, 1.5mm double amplitude
Weight	Approximately 21.0g (Plastic Sealed Type) Approximately 15.0g (Open Type)	

Note: Data shown are of initial value

Table 1 (Maximum Switching Current)

Load	1 Form A	1 Form C	
		NO	NC
Contact Rating Current	40A	40A	30A
Max. Make Current	100A	100A	30A
Max. Break Current	40A	40A	30A

**COIL DATA**

Ambient Temperature: 23°C

Model	Nominal Voltage VDC	Coil Resistance $\Omega \pm 10\%$	Operate Voltage $\leq$ VDC	Release Voltage $\geq$ VDC	Coil Power mW
CMA4-(S)-DC6V	6	22.5	3.6	0.6	1600
CMA4-(S)-DC9V	9	51.0	5.4	0.9	
CMA4-(S)-DC12V	12	90.0	7.2	1.2	
CMA4-(S)-DC24V	24	360	14.4	2.4	

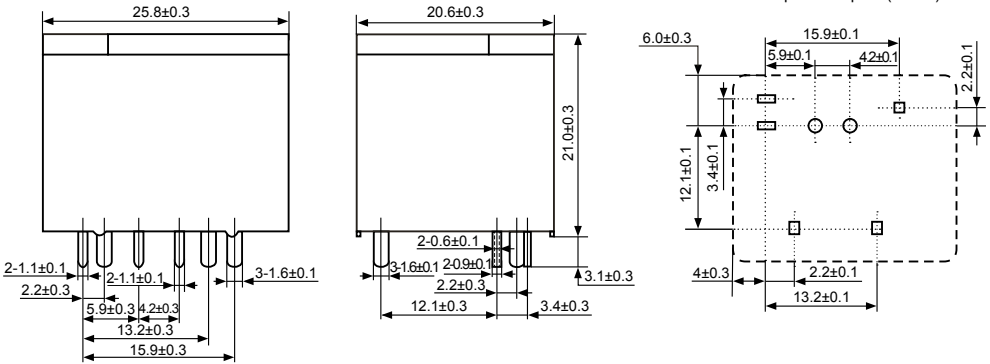
**OUTLINE, WIRING DIAGRAM, MOUNTING HOLE LAYOUT (UNIT: mm)**

Plastic Sealed Type  
(European footprint)

Outline

Mounting Hole Layout  
(Bottom View)

European footprint (11mm)

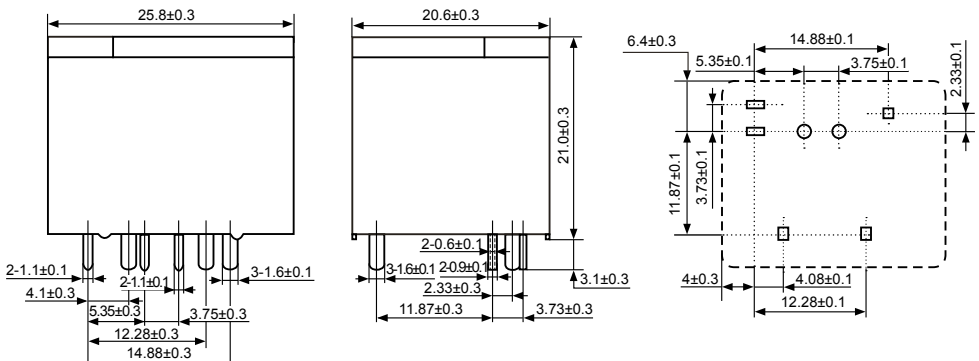


Plastic Sealed Type  
(USA footprint)

Outline

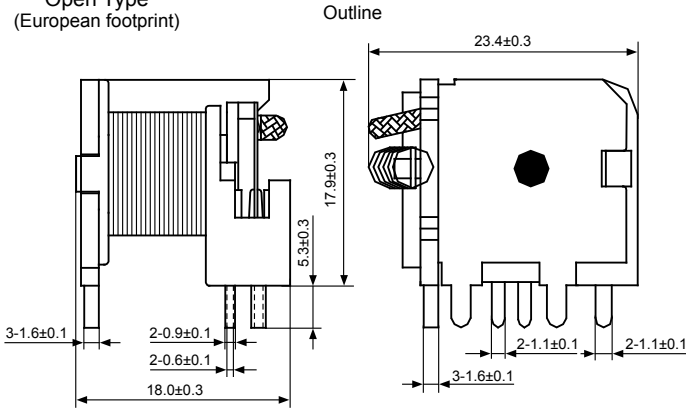
Mounting Hole Layout  
(Bottom View)

USA footprint (8mm)

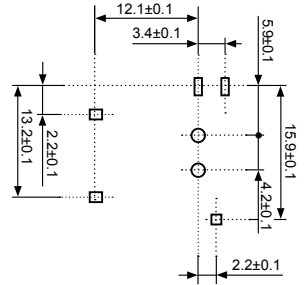


**OUTLINE, WIRING DIAGRAM, MOUNTING HOLE LAYOUT (UNIT: mm)**

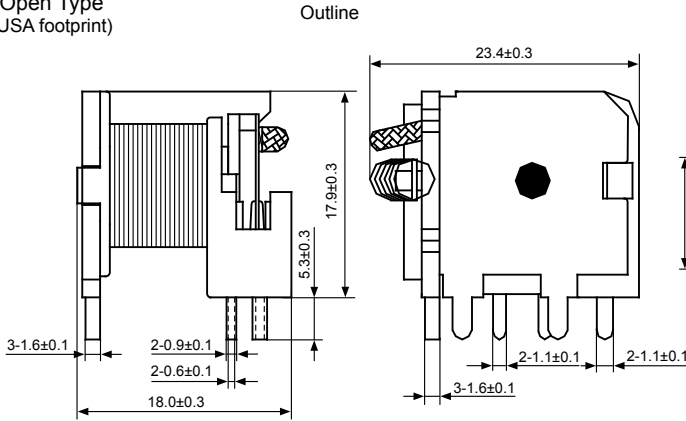
Open Type  
(European footprint)



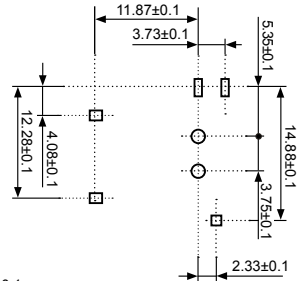
Mounting Hole Layout  
(Bottom View)



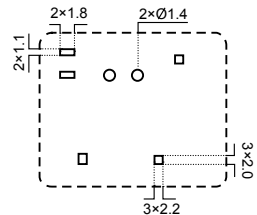
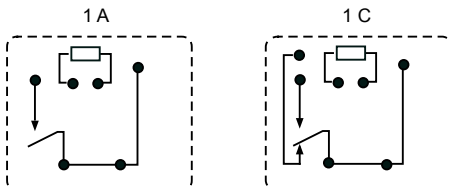
Open Type  
(USA footprint)



Mounting Hole Layout  
(Bottom View)



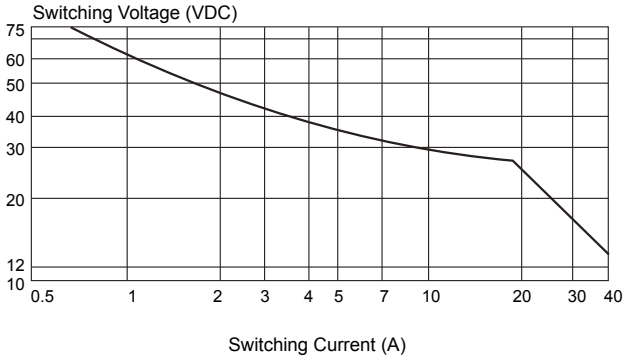
Wiring Diagram  
(Bottom View)



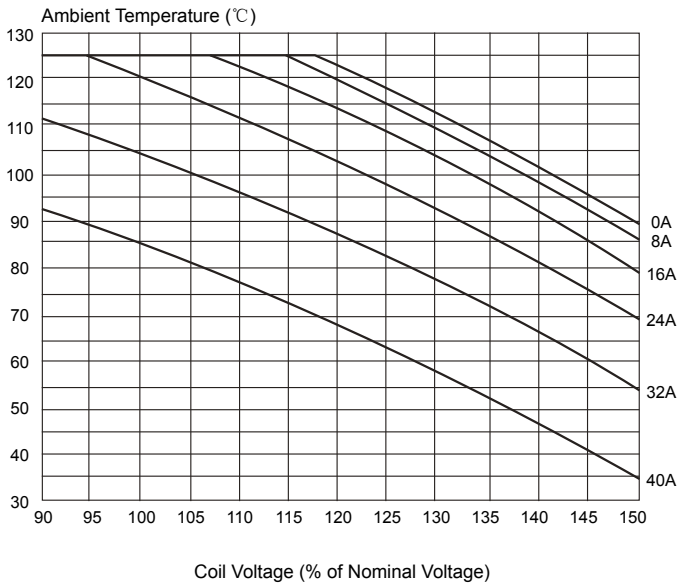
**REFERENCE DATA**

---

Limiting Curve for Power Load



Ambient Temperature vs. Coil Voltage for Continuous Duty



## X-ON Electronics

Largest Supplier of Electrical and Electronic Components

*Click to view similar products for [General Purpose Relays](#) category:*

*Click to view products by [Zhejiang](#) manufacturer:*

Other Similar products are found below :

[PCN-105D3MH,000](#) [59641F200](#) [5JO-1000CD-SIL](#) [5X827E](#) [5X837F](#) [5X840F](#) [5X842F](#) [5X848E](#) [LY2N-AC120](#) [LY2S-AC220/240](#) [LY2-US-AC120](#) [LY2-US-DC24](#) [LY3-US-AC120](#) [LY4F-UA-DC12](#) [LY4F-UA-DC24](#) [LY4F-US-AC120](#) [LY4F-US-AC240](#) [LY4F-US-DC24](#) [LY4F-VD-AC110](#) [LYQ20DC12](#) [M115C60](#) [M115N010](#) [M115N0150](#) [603-12D](#) [60HE1-5DC](#) [60HE2S-12DC](#) [61211T0B4](#) [61212T400](#) [61222Q400](#) [61243B600](#) [61243C500](#) [61243Q400](#) [61311BOA2](#) [61311BOA6](#) [61311BOA8](#) [61311C0A2](#) [61311COA1](#) [61311COA6](#) [61311F0A2](#) [61311QOA1](#) [61311QOA4](#) [61311T0D6](#) [61311TOA6](#) [61311TOA7](#) [61311TOB3](#) [61311TOB4](#) [61311U0A6](#) [61312Q600](#) [61312T400](#) [61312T600](#)