




Features	
<ul style="list-style-type: none"> <li>Low profile, height 15.8mm</li> <li>Dimensions: 29.0×12.6×15.8(mm)</li> <li>Switching capacity 16A</li> <li>Contact: 1 Form A, 1 Form B,1 Form C</li> <li>Sensitivity: 400mW,250mW</li> <li>Insulation: 5KV</li> <li>Creepage:10mm</li> </ul>	
Safety Approval	
US NO.E164730	NO.CQC09002030014
NO.50097843	NO.40043990



## ORDERING INFORMATION

**HCP3** [H] - [S] - [DC12V] - [C]

Model	Coil Sensitivity	Enclosure	Coil Voltage	Contact Form
	H-High Sensitivity (250mW) Blank-Standard (400mW)	S - Plastic Sealed Type	DC5V, DC6V, DC9V DC12V, DC24V, DC48V	A - 1 Form A B - 1 Form B C - 1 Form C

## SPECIFICATION

### CONTACT DATA

Contact Form	1 Form A,1 Form B,1 Form C	
Contact Material	Ag Alloy	
Contact Rating	Resistive: 16A 250VAC/30VDC Inductive: 8A 250VAC Cosφ=0.4	
Contact Resistance	Max. 100mΩ (6VDC 1A)	
Load	Max. Switching Voltage	440VAC/120VDC
	Max. Switching Current	16A
	Max. Switching Power	4,000VA, 480W
	Min. Switching Load	5VDC, 100mA
Life	Electrical	100,000 operations
		50,000 operations (Resistive: Cosφ=0.4, L/R=7ms)
	Mechanical	20,000,000 operations

### GENERAL DATA

Insulation Resistance	Min. 1000MΩ 500VDC	
Dielectric Strength	Between open contacts	1,000VAC, 1min
	Between coil and contacts	5,000VAC, 1min
Operate Time	Max. 10ms	
Release Time	Max. 5ms	
Operating Temperature	-40℃ to +85℃	
Humidity	35~95%RH, +40℃	
Shock Resistance	Endurance	1,000m/s <sup>2</sup>
	Misoperation	100m/s <sup>2</sup>
Vibration Resistance	Endurance	10~55Hz, 1.5mm double amplitude
	Misoperation	10~55Hz, 1.5mm double amplitude
Weight	Approximately 13.00g	

Note:Data shown are of initial value

### COIL DATA

Nominal Coil Power	250mW,400mW
--------------------	-------------

### SAFETY APPROVAL

File Number	Contact Form	Power Consumption	Coil Voltage	Contact Rating	Remarks
TUV 50097843	A/C	0.4W	5-48VDC	16A 250VAC	Ambient Temperature: 85℃
CQC09002030014 (GB/T 21711.1-2008)	A/C	0.4W	5,6,9,12,24,48,60,110VDC	16A 250VAC	Ambient Temperature: 85℃
VDE 40043990	A/B/C	0.4W	5,6,9,12,18,24,36,48VDC	16A 250VAC	Ambient Temperature: 85℃
	C	0.4W	5,6,9,12,18,24,36,48VDC	NO/NC:16A/5A 250VAC	Ambient Temperature: 105℃

ISO9001、ISO/TS16949、ISO14001 Approved

**EKE** HCP3-111

# HCP3

POWER RELAY

## SAFETY APPROVAL

File Number	Contact Form	Power Consumption	Coil Voltage	Contact Rating	Remarks
UL E164730	A/C	0.4W	5-110VDC	20A 250VAC(NO)	Insulation class:F Ambient Temperature: 85°C
	A/B/C	0.4W/0.25W	5-110VDC	16A 250VAC	Insulation class:F Ambient Temperature: 85°C
	B/C	0.4W/0.25W	5-110VDC	16A 250VAC(NC)	Insulation class:F Ambient Temperature: 85°C
	A/C	0.4W	5-110VDC	TV-5 250VAC(NO)	Insulation class:F Ambient Temperature: 40°C
	B/C	0.4W	5-110VDC	TV-5 250VAC(NC)	Insulation class:F Ambient Temperature: 25°C

Specifications subject to change without notice

## COIL DATA

Ambient Temperature: 23°C

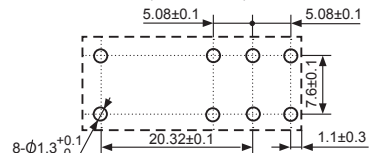
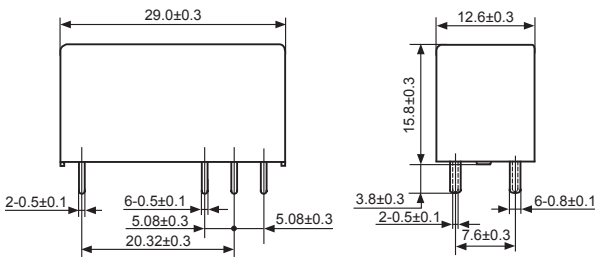
Model	Nominal Voltage VDC	Coil Resistance $\Omega$ +/-10%	Operate Voltage $\leq$ VDC	Release Voltage $\geq$ VDC	Coil Power mW
HCP3-S-DC5V	5	62.5	3.5	0.5	400
HCP3-S-DC6V	6	90.0	4.2	0.6	
HCP3-S-DC9V	9	202.5	6.3	0.9	
HCP3-S-DC12V	12	360	8.4	1.2	
HCP3-S-DC24V	24	1440	16.8	2.4	
HCP3-S-DC48V	48	5760	33.6	4.8	
HCP3H-S-DC5V	5	100	3.75	0.5	250
HCP3H-S-DC6V	6	144	4.5	0.6	
HCP3H-S-DC9V	9	324	6.75	0.9	
HCP3H-S-DC12V	12	576	9.0	1.2	
HCP3H-S-DC24V	24	2304	18.0	2.4	
HCP3H-S-DC48V	48	9216	36.0	4.8	

## OUTLINE, WIRING DIAGRAM, MOUNTING HOLE LAYOUT (UNIT: mm)

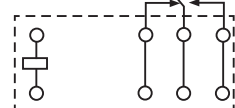
1 Form C

Outline

Mounting Hole Layout  
(Bottom View)



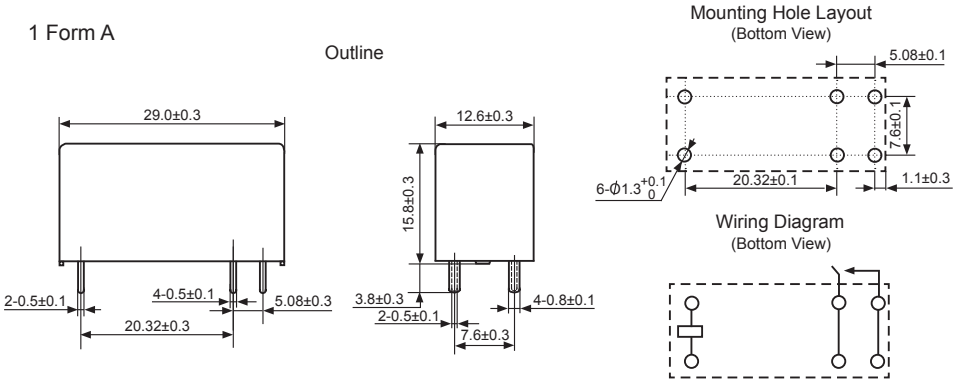
Wiring Diagram  
(Bottom View)



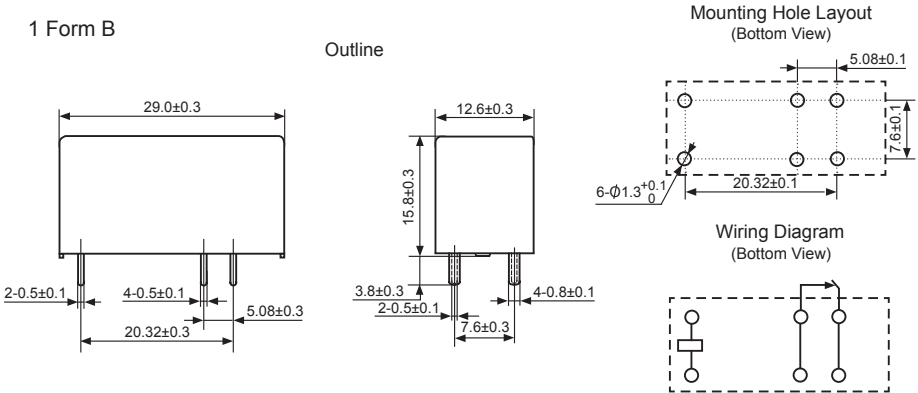
ISO9001, ISO/TS16949, ISO14001 Approved

## OUTLINE, WIRING DIAGRAM, MOUNTING HOLE LAYOUT (UNIT: mm)

### 1 Form A

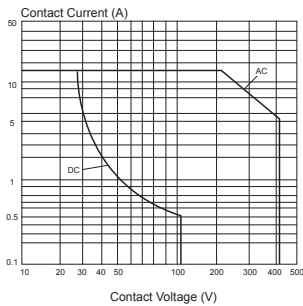


### 1 Form B

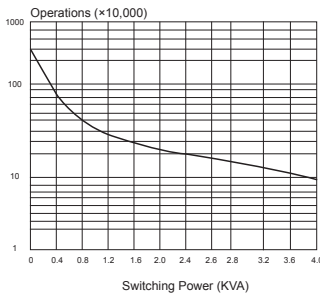


## REFERENCE DATA

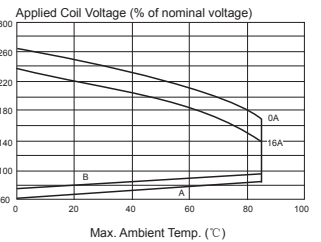
### Maximum Switching Power



### Life Curve



### Max. Ambient Temp. Vs. Coil Voltage



A: Coil temperature = Ambient temperature.  
B: 110% of nominal coil voltage at rated contact load.

## X-ON Electronics

Largest Supplier of Electrical and Electronic Components

*Click to view similar products for [General Purpose Relays](#) category:*

*Click to view products by [Zhejiang](#) manufacturer:*

Other Similar products are found below :

[PCN-105D3MH,000](#) [59641F200](#) [5JO-1000CD-SIL](#) [5X827E](#) [5X837F](#) [5X840F](#) [5X842F](#) [5X848E](#) [LY2N-AC120](#) [LY2S-AC220/240](#) [LY2-US-AC120](#) [LY2-US-DC24](#) [LY3-US-AC120](#) [LY4F-UA-DC12](#) [LY4F-UA-DC24](#) [LY4F-US-AC120](#) [LY4F-US-AC240](#) [LY4F-US-DC24](#) [LY4F-VD-AC110](#) [LYQ20DC12](#) [M115C60](#) [M115N010](#) [M115N0150](#) [603-12D](#) [60HE1-5DC](#) [60HE2S-12DC](#) [61211T0B4](#) [61212T400](#) [61222Q400](#) [61243B600](#) [61243C500](#) [61243Q400](#) [61311BOA2](#) [61311BOA6](#) [61311BOA8](#) [61311C0A2](#) [61311COA1](#) [61311COA6](#) [61311F0A2](#) [61311QOA1](#) [61311QOA4](#) [61311T0D6](#) [61311TOA6](#) [61311TOA7](#) [61311TOB3](#) [61311TOB4](#) [61311U0A6](#) [61312Q600](#) [61312T400](#) [61312T600](#)