
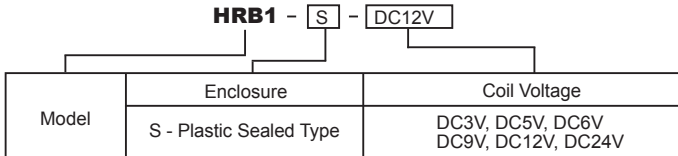




Features	
<ul style="list-style-type: none"> ▪ Microminiature relay ▪ Dimensions: 12.3×7.3×10.2 (mm) ▪ Light weight ▪ Contact: 1 Form C ▪ High sensitivity 150mW 	
Safety Approval	
NO.1369391	us NO.E164730



ORDERING INFORMATION



Remarks: 1. Available in 1 Form C only
 2. HRB1-S-DC(3-12)V Coil Power: 150mW, HRB1-S-DC24V Coil Power: 175mW

SPECIFICATION

CONTACT DATA

Contact Form	1 Form C	
Contact Material	AuAg overlay	
Contact Rating	1A 125VAC/24VDC 2A 125VAC/24VDC	
Contact Resistance	Max. 50mΩ (6VDC 0.1A)	
Load	Max. Switching Voltage	125VAC/30VDC
	Max. Switching Current	2A
	Max. Switching Power	250VA, 48W
	Min. Switching Load	5VDC, 10mA
Life	Electrical	100,000 operations
	Mechanical	5,000,000 operations

GENERAL DATA

Insulation Resistance	Min. 1,000MΩ 500VDC	
Dielectric Strength	Between open contacts	500VAC, 1min
	Between coil and contacts	1,000VAC, 1min
Operate Time	Max. 5ms	
Release Time	Max. 5ms	
Operating Temperature	-40°C to +70°C	
Humidity	35~95%RH, +40°C	
Shock Resistance	Endurance	1,000m/s ²
	Misoperation	100m/s ²
Vibration Resistance	Endurance	10~55Hz, 1.5mm double amplitude
	Misoperation	10~55Hz, 1.5mm double amplitude
Weight	Approximately 2.2g	

Note: Data shown are of initial value

COIL DATA

Nominal Coil Power	150mW
--------------------	-------

SAFETY APPROVAL

File Number	Contact Form	Power Consumption	Coil Voltage	Contact Rating	Remarks
UL E164730	C	0.15W	3-24VDC	1A 125VAC/24VDC	Ambient Temperature: 70°C
	C	0.15W	3-24VDC	2A 125VAC/24VDC	Ambient Temperature: 70°C
CSA 1369391(LR 109368)	C	0.15W	3-24VDC	1A 125VAC/24VDC	Ambient Temperature: normal

Specifications subject to change without notice

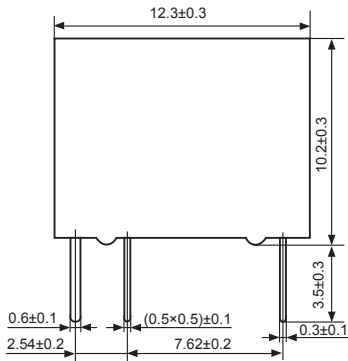
COIL DATA

Ambient Temperature: 23°C

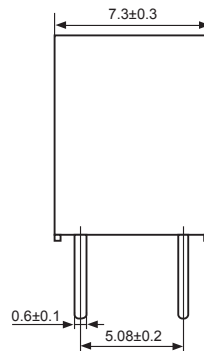
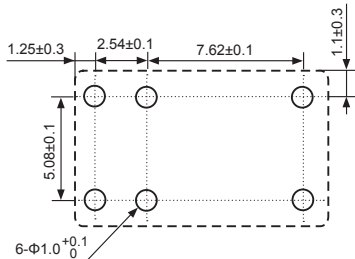
Model	Nominal Voltage VDC	Coil Resistance $\Omega \pm 10\%$	Operate Voltage \leq VDC	Release Voltage \geq VDC	Coil Power mW
HRB1-S-DC3V	3	60	2.25	0.30	150
HRB1-S-DC5V	5	167	3.75	0.50	
HRB1-S-DC6V	6	240	4.5	0.60	
HRB1-S-DC9V	9	540	6.75	0.90	
HRB1-S-DC12V	12	960	9.0	1.20	
HRB1-S-DC24V	24	3291	18.0	2.40	175

OUTLINE, WIRING DIAGRAM, MOUNTING HOLE LAYOUT (UNIT: mm)

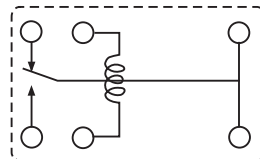
Outline



Mounting Hole Layout (Bottom View)

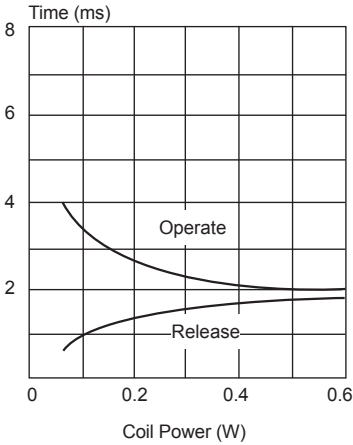


Wiring Diagram (Bottom View)

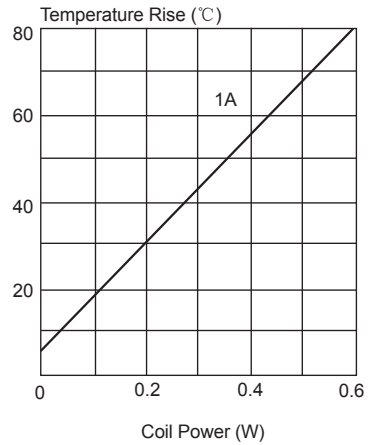


REFERENCE DATA

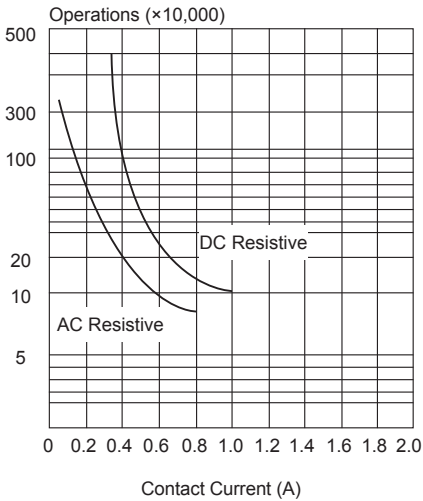
Time Curve



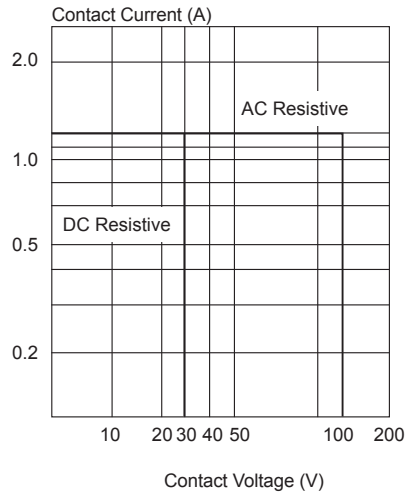
Coil Temperature Rise



Life Curves



Maximum Switching Power



X-ON Electronics

Largest Supplier of Electrical and Electronic Components

Click to view similar products for [General Purpose Relays](#) category:

Click to view products by [Zhejiang](#) manufacturer:

Other Similar products are found below :

[PCN-105D3MH,000](#) [59641F200](#) [5JO-1000CD-SIL](#) [5X827E](#) [5X837F](#) [5X840F](#) [5X842F](#) [5X848E](#) [LY2N-AC120](#) [LY2S-AC220/240](#) [LY2-US-AC120](#) [LY2-US-DC24](#) [LY3-US-AC120](#) [LY4F-UA-DC12](#) [LY4F-UA-DC24](#) [LY4F-US-AC120](#) [LY4F-US-AC240](#) [LY4F-US-DC24](#) [LY4F-VD-AC110](#) [LYQ20DC12](#) [M115C60](#) [M115N010](#) [M115N0150](#) [603-12D](#) [60HE1-5DC](#) [60HE2S-12DC](#) [61211T0B4](#) [61212T400](#) [61222Q400](#) [61243B600](#) [61243C500](#) [61243Q400](#) [61311BOA2](#) [61311BOA6](#) [61311BOA8](#) [61311C0A2](#) [61311COA1](#) [61311COA6](#) [61311F0A2](#) [61311QOA1](#) [61311QOA4](#) [61311T0D6](#) [61311TOA6](#) [61311TOA7](#) [61311TOB3](#) [61311TOB4](#) [61311U0A6](#) [61312Q600](#) [61312T400](#) [61312T600](#)