
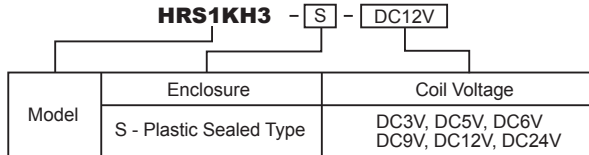




Features	
▪	Microminiature relay
	Dimensions: 15.6×10.6×11.8 (mm)
▪	High sensitivity: 200mW
▪	Contact: 1 Form A
▪	Switching capacity 3A
Safety Approval	
NO.1426410	NO.CQC12002086133
US NO.E164730	



ORDERING INFORMATION



Remarks: 1. Available in 1 Form A only 2. Coil Power 200mW

SPECIFICATION

CONTACT DATA

Contact Form	1 Form A	
Contact Material	Ag Alloy	
Contact Rating	3A 220VAC/30VDC	
Contact Resistance	Max. 50mΩ (6VDC 1A)	
Load	Max. Switching Voltage	220VAC/30VDC
	Max. Switching Current	3A
	Max. Switching Power	660VA, 90W
	Min. Switching Load	5VDC, 100mA
Life	Electrical	100,000 operations
	Mechanical	10,000,000 operations

COIL DATA

Nominal Coil Power	200mW
--------------------	-------

GENERAL DATA

Insulation Resistance	Min. 100MΩ 500VDC	
Dielectric Strength	Between open contacts	750VAC, 1min
	Between coil and contacts	1,000VAC, 1min
Operate Time	Max. 6ms	
Release Time	Max. 5ms	
Operating Temperature	-25°C to +70°C	
Humidity	35~95%RH, +40°C	
Shock Resistance	Endurance	1,000m/s ²
	Misoperation	100m/s ²
Vibration Resistance	Endurance	10~55Hz, 1.5mm double amplitude
	Misoperation	10~55Hz, 1.5mm double amplitude
Weight	Approximately 4.0g	

Note: Data shown are of initial value

SAFETY APPROVAL

File Number	Contact Form	Power Consumption	Coil Voltage	Contact Rating
UL E164730	A	0.2W	3-24VDC	3A 220VAC/30VDC
CSA 1426410	A	0.2W	3-24VDC	3A 220VAC/30VDC
CQC 12002086133	A	0.2W	3-24VDC	3A 220VAC

Specifications subject to change without notice

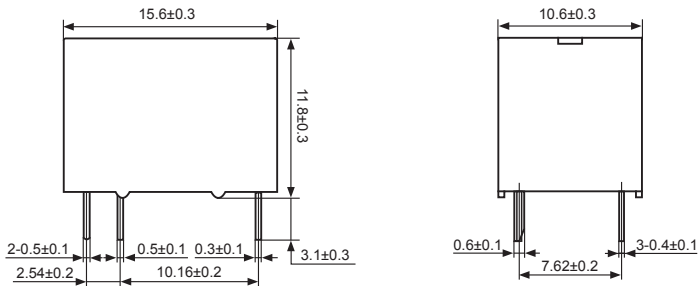
COIL DATA

Ambient Temperature: 23°C

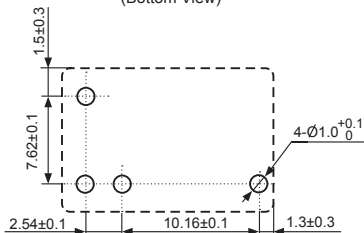
Model	Nominal Voltage VDC	Coil Resistance $\Omega \pm 10\%$	Operate Voltage $\leq VDC$	Release Voltage $\geq VDC$	Coil Power mW
HRS1KH3-S-DC3V	3	45	2.25	0.30	200
HRS1KH3-S-DC5V	5	125	3.75	0.50	
HRS1KH3-S-DC6V	6	180	4.5	0.60	
HRS1KH3-S-DC9V	9	405	6.75	0.90	
HRS1KH3-S-DC12V	12	720	9.0	1.20	
HRS1KH3-S-DC24V	24	2880	18.0	2.40	

OUTLINE, WIRING DIAGRAM, MOUNTING HOLE LAYOUT (UNIT: mm)

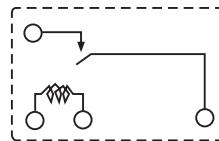
Outline



Mounting Hole Layout
(Bottom View)

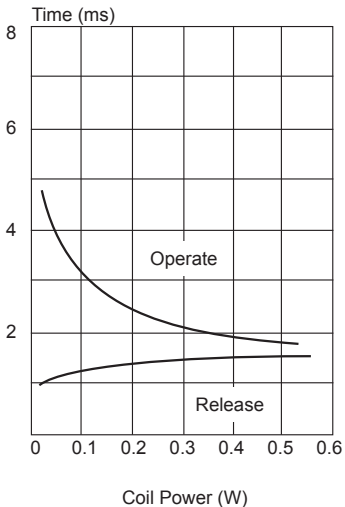


Wiring Diagram
(Bottom View)

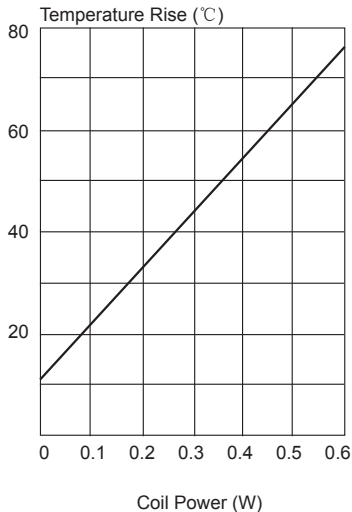


REFERENCE DATA

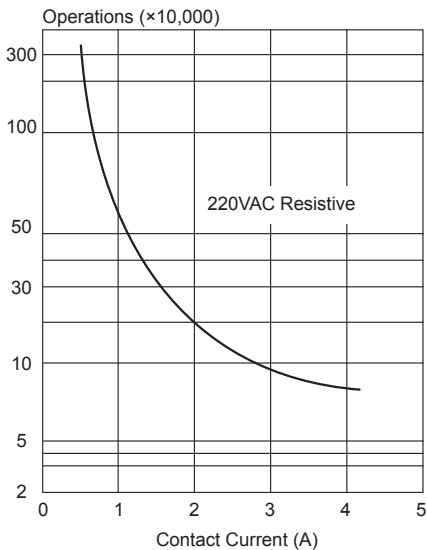
Time Curve



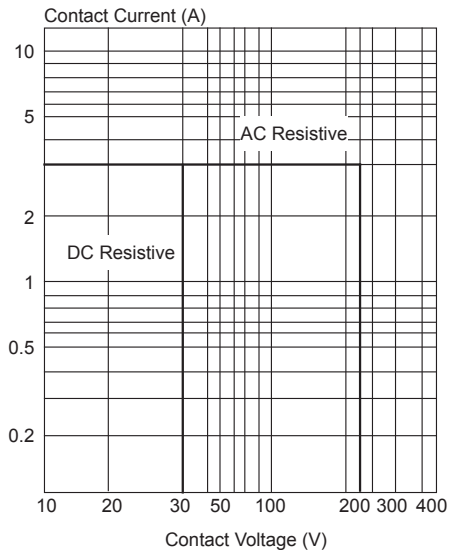
Coil Temperature Rise



Life Curve



Maximum Switching Power



X-ON Electronics

Largest Supplier of Electrical and Electronic Components

Click to view similar products for [General Purpose Relays](#) category:

Click to view products by [Zhejiang](#) manufacturer:

Other Similar products are found below :

[PCN-105D3MH,000](#) [59641F200](#) [5JO-1000CD-SIL](#) [5X827E](#) [5X837F](#) [5X840F](#) [5X842F](#) [5X848E](#) [LY2N-AC120](#) [LY2S-AC220/240](#) [LY2-US-AC120](#) [LY2-US-DC24](#) [LY3-US-AC120](#) [LY4F-UA-DC12](#) [LY4F-UA-DC24](#) [LY4F-US-AC120](#) [LY4F-US-AC240](#) [LY4F-US-DC24](#) [LY4F-VD-AC110](#) [LYQ20DC12](#) [M115C60](#) [M115N010](#) [M115N0150](#) [603-12D](#) [60HE1-5DC](#) [60HE2S-12DC](#) [61211T0B4](#) [61212T400](#) [61222Q400](#) [61243B600](#) [61243C500](#) [61243Q400](#) [61311BOA2](#) [61311BOA6](#) [61311BOA8](#) [61311C0A2](#) [61311COA1](#) [61311COA6](#) [61311F0A2](#) [61311QOA1](#) [61311QOA4](#) [61311T0D6](#) [61311TOA6](#) [61311TOA7](#) [61311TOB3](#) [61311TOB4](#) [61311U0A6](#) [61312Q600](#) [61312T400](#) [61312T600](#)