
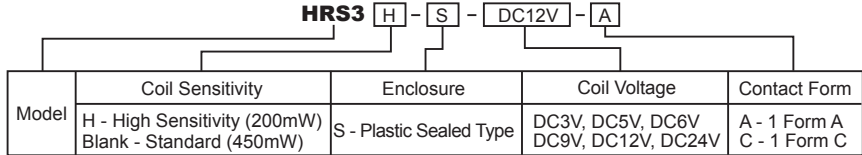




Features	
▪	Microminiature relay Dimensions: 18.6×10.4×15.8(mm)
▪	Max. Switching capacity: 10A
▪	Contact: 1 Form A, 1 Form C
Safety Approval	
NO.1063016(LR 109368)	NO.50116132
US NO.E164730 NO.E322395	
NO.CQC08002027611	



ORDERING INFORMATION



SPECIFICATION

CONTACT DATA

Contact Form	1 Form A, 1 Form C	
Contact Material	Ag Alloy	
Contact Rating	A: 10A 125VAC, 5A 250VAC/28VDC C: NO/NC: 5A/3A 250VAC/28VDC	
Contact Resistance	Max. 100mΩ (6VDC 1A)	
Load	Max. Switching Voltage	250VAC/28VDC
	Max. Switching Current	10A
	Max. Switching Power	1,250VA, 280W
	Min. Switching Load	5VDC, 100mA
Life	Electrical	100,000 operations
	Mechanical	10,000,000 operations

COIL DATA

Nominal Coil Power	200mW, 450mW
--------------------	--------------

GENERAL DATA

Insulation Resistance		Min. 1000MΩ 500VDC
Dielectric Strength	Between open contacts	1,000VAC, 1min
	Between coil and contacts	A: 3,500VAC, 1 min C: 2,500VAC, 1 min
Operate Time		Max. 10ms
Release Time		Max. 5ms
Operating Temperature		-40°C to +85°C
Humidity		35~95%RH, +40°C
Shock Resistance	Endurance	1,000m/s ²
	Misoperation	100m/s ²
Vibration Resistance	Endurance	10~55Hz, 1.5mm double amplitude
	Misoperation	10~55Hz, 1.5mm double amplitude
Weight		Approximately 6.0g

Note:Data shown are of initial value

SAFETY APPROVAL

File Number	Contact Form	Power Consumption	Coil Voltage	Contact Rating	Remarks
TUV 50116132	A/C	0.45W/0.2W	3-24VDC	NO/NC:5/3A 250VAC	Ambient Temperature: 85°C
	A	0.45W/0.2W	3-24VDC	5(1)A 250VAC	Ambient Temperature: 85°C
	A	0.45W/0.2W	3-24VDC	5(2.5)A 250VAC	Ambient Temperature: 85°C
CQC 08002027611 (GB/T 21711.1-2008)	A	0.45W/0.2W	3-24VDC	5A 250VAC	Ambient Temperature: 85°C
	C	0.45W/0.2W	3-24VDC	NO/NC: 5/3A 250VAC	Ambient Temperature: 85°C

ISO9001、ISO/TS16949、ISO14001 Approved

SAFETY APPROVAL

File Number	Contact Form	Power Consumption	Coil Voltage	Contact Rating	Remarks
UL E164730	A	0.45W/0.2W	3-24VDC	10A 28VDC	Ambient Temperature: 80°C
	A	0.45W/0.2W	3-24VDC	Tungsten filament lamp load: 8A 125VAC	Ambient Temperature: 80°C
	A	0.45W	3-24VDC	10A 125VAC	Ambient Temperature: 70°C
				5A 250VAC	Ambient Temperature: 70°C
				10A 277VAC	—
	C	0.45W	3-24VDC	NO/NC:10/3A 125VAC	Ambient Temperature: 70°C
NO/NC:5/3A 250VAC					
UL E322395	A	0.45W	3-24VDC	1/10HP 120VAC	NLDX Category (N.O.Contact side)
				1/6HP 240VAC	
CSA 1063016(LR 109368)	A	0.45W/0.2W	3-24VDC	10A 28VDC	—
Explosion-proof Certificate CNEx16.3130U	A	0.45W	12VDC	5A 250VAC	Mark: Ex nC IIC Gc
				10A 125VAC	

Specifications subject to change without notice

COIL DATA

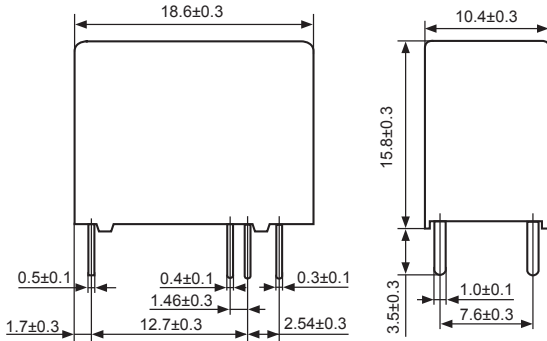
Ambient Temperature: 23°C

Model	Nominal Voltage VDC	Coil Resistance Ω +/-10%	Operate Voltage \leq VDC		Release Voltage \geq VDC	Coil Power mW
			A	C		
HRS3-S-DC3V	3	20	2.1	2.1	0.3	450
HRS3-S-DC5V	5	55	3.5	3.5	0.5	
HRS3-S-DC6V	6	80	4.2	4.2	0.6	
HRS3-S-DC9V	9	180	6.3	6.3	0.9	
HRS3-S-DC12V	12	320	8.4	8.4	1.2	
HRS3-S-DC24V	24	1280	16.8	16.8	2.4	
HRS3H-S-DC3V	3	45	2.1	2.25	0.3	200
HRS3H-S-DC5V	5	125	3.5	3.75	0.5	
HRS3H-S-DC6V	6	180	4.2	4.5	0.6	
HRS3H-S-DC9V	9	405	6.3	6.75	0.9	
HRS3H-S-DC12V	12	720	8.4	9.0	1.2	
HRS3H-S-DC24V	24	2880	16.8	18.0	2.4	

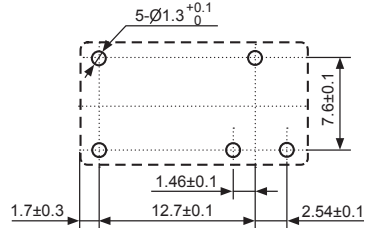
OUTLINE, WIRING DIAGRAM, MOUNTING HOLE LAYOUT (UNIT: mm)

1 Form C

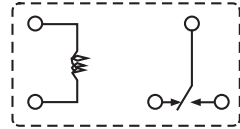
Outline



Mounting Hole Layout
(Bottom View)

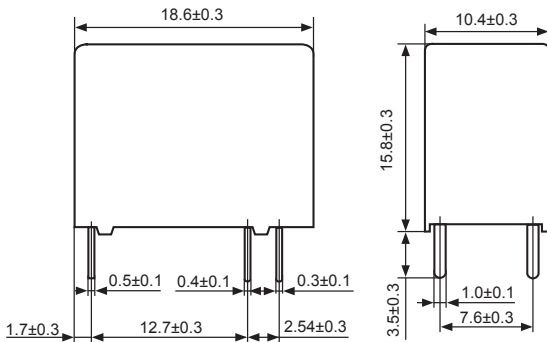


Wiring Diagram
(Bottom View)

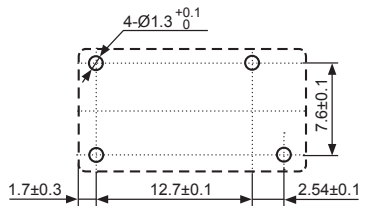


1 Form A

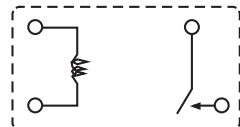
Outline



Mounting Hole Layout
(Bottom View)

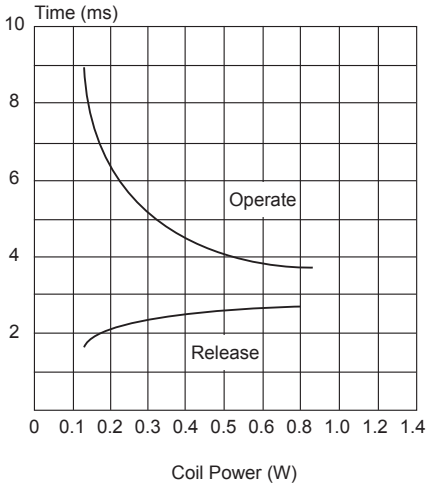


Wiring Diagram
(Bottom View)

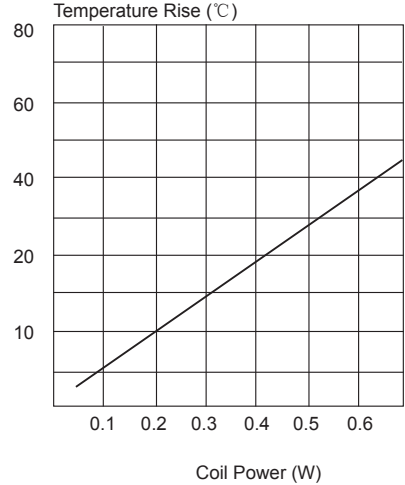


REFERENCE DATA

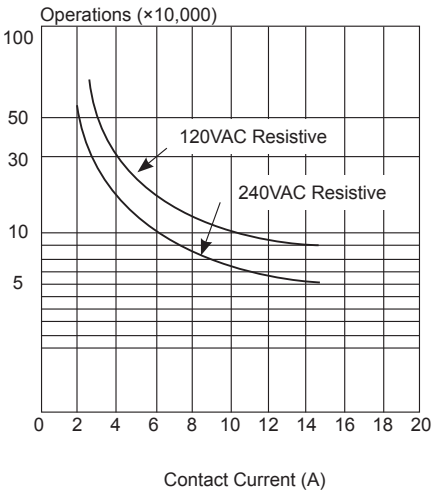
Time Curve



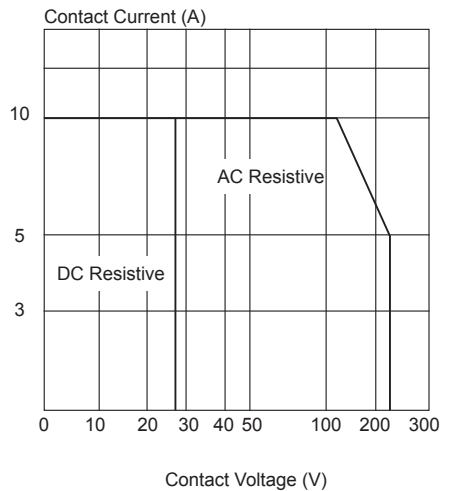
Coil Temperature Rise



Life Curves



Maximum Switching Power



X-ON Electronics

Largest Supplier of Electrical and Electronic Components

Click to view similar products for [General Purpose Relays](#) category:

Click to view products by [Zhejiang](#) manufacturer:

Other Similar products are found below :

[PCN-105D3MH,000](#) [59641F200](#) [5JO-1000CD-SIL](#) [5X827E](#) [5X837F](#) [5X840F](#) [5X842F](#) [5X848E](#) [LY2N-AC120](#) [LY2S-AC220/240](#) [LY2-US-AC120](#) [LY2-US-DC24](#) [LY3-US-AC120](#) [LY4F-UA-DC12](#) [LY4F-UA-DC24](#) [LY4F-US-AC120](#) [LY4F-US-AC240](#) [LY4F-US-DC24](#) [LY4F-VD-AC110](#) [LYQ20DC12](#) [M115C60](#) [M115N010](#) [M115N0150](#) [603-12D](#) [60HE1-5DC](#) [60HE2S-12DC](#) [61211T0B4](#) [61212T400](#) [61222Q400](#) [61243B600](#) [61243C500](#) [61243Q400](#) [61311BOA2](#) [61311BOA6](#) [61311BOA8](#) [61311C0A2](#) [61311COA1](#) [61311COA6](#) [61311F0A2](#) [61311QOA1](#) [61311QOA4](#) [61311T0D6](#) [61311TOA6](#) [61311TOA7](#) [61311TOB3](#) [61311TOB4](#) [61311U0A6](#) [61312Q600](#) [61312T400](#) [61312T600](#)