



HX064-S/HX064-P/HX064A-S/HX064A-P Low Power Quad Operational Amplifier

The HX064-S/HX064-P/HX064A-S/HX064A-P features four independent high gain operational amplifiers with internal frequency compensation. These four op-amps operate over a wide voltage range using either a single power supply or a split power supply. The device exhibits low power supply current drain, regardless of the power supply voltage, making it suitable for battery-operated applications. When your project requires a traditional op-amp function, you can simplify your design by utilizing a single +5VDC power supply commonly found in various digital systems or personal computer applications, eliminating the need for an additional 15V power supply solely for interface electronics. The HX064-S/HX064-P/HX064A-S/HX064A-P is a versatile and durable component capable of amplifying signals from various transducers, serving as a dc gain block, or performing any op-amp function. The accompanying pages provide useful instructions that will expedite the progress of your project.



SOP-14

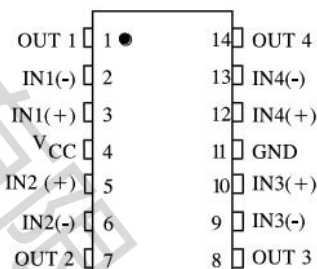


DIP-14

FEATURES

- Internally frequency compensated for unity gain
- Large DC voltage gain: 100dB
- Wide power supply range:
3V ~ 32V (or $\pm 1.5V \sim \pm 16V$)
- Input common-mode voltage range includes ground
- Large output voltage swing: 0V DC to $V_{CC}-1.5V$ DC
- Power drain suitable for battery operation
- Low input offset voltage and offset current
- Differential input voltage range equal to the power supply voltage

PIN ASSIGNMENT



Product Information

	Package Information	temperature	Orchestration	quantity
HX064-S	SOP-14	0°C~70°C	Taping	2500
HX064-P	DIP-14	0°C~70°C	Taping	1000
HX064A-S	SOP-14	-40°C~85°C	Taping	2500
HX064A-P	DIP-14	-40°C~85°C	Taping	1000

RECOMMENDED OPERATING CONDITIONS

Symbol	Parameter	Min	Max	Unit
V_{CC}	DC Supply Voltage	± 2.5 or 5.0	± 15 or 30	V
T_A	Operating Temperature, All Package Types	-40	+105	°C

MAXIMUM RATINGS			
Symbol	Parameter	Value	Unit
V _{CC}	Power Supply Voltages Single Supply Split Supplies	32±16	V
V _{IDR}	Input Differential Voltage Range ^a	±32	V
V _{ICR}	Input Common Mode Voltage Range	-0.3 to 32	V
I _{SC}	Output Short Circuit Duration	Continuous	
T _J	Junction Temperature	150	°C
T _{stg}	Storage Temperature Plastic Packages	-55 to +125	°C
I _{IN}	Input Current, per pin ^b	50	mA
T _L	Lead Temperature, 1mm from Case for 10 Seconds	260	°C

Notes

a. Split Power Supplies.

b. V_{IN}<-0.3V. This input current will only exist when voltage at any of the input leads is driven negative.

DC ELECTRICAL CHARACTERISTICS (T _A =-40 to +105°C)						
Symbol	Parameter	Test Conditions	Guaranteed Limit			Unit
			Min	Typ	Max	
V _{IO}	Maximum Input Offset Voltage	V _O =1.4V V _{CC} =5.0-			7.0	mV
ΔV _{IO} /ΔT	Input Offset Voltage	R _S =0Ω, V _{CC} =30V		7.0		μV/°C
I _{IO}	Maximum Input Offset Current	V _{CC} =5.0V			150	nA
ΔI _{IO} /ΔT	Input Offset Current Drift	R _S =0Ω, V _{CC} =30V		10		pA/°C
I _{IB}	Maximum Input Bias Current	V _{CC} =5.0V			500	nA
V _{ICR}	Input Common Mode Voltage Range	V _{CC} =30V	0		28	V
I _{CC}	Maximum Power Supply Current	R _L =∞, V _{CC} =30V, V _O =0V R _L =∞, V _{CC} =5V, V _O =0V			3 1.2	mA
AVOL	Minimum Large Signal Open-Loop Voltage Gain	V _{CC} =15V, R _L ≥2KΩ	15 25 ^a			V/mV
VOH	Minimum Output High- Level Voltage Swing	V _{CC} =30V, R _L =2KΩ V _{CC} =30V, R _L =10KΩ	26 27			V
VOL	Maximum Output Low- Level Voltage	V _{CC} =5V, R _L =10KΩ			20	mV
CMR	Common Mode	V _{CC} =30V, R _S =10KΩ	65 ^a			dB
PSR	Power Supply Rejection	V _{CC} =30V	65 [*]			dB
CS	Channel Separation	f=1KHz to 20KHz, V _{CC} =30V	-120 ^a			dB
I _{SC}	Maximum Output Short Circuit to GND	V _{CC} =5.0V			60 ^a	mA
I _{source}	Minimum Output Source Current	V _{IN+} =1V, V _{IN-} =0V,	20		50	mA
I _{sink}	Minimum Output Sink Current	V _{IN+} =0V, V _{IN-} =1V,	5			mA
V _{IDR}	Differential Input Voltage Range	All V _{IN} ≥GND or V-Supply (if used)			V _{CC_a}	V

Notes

a. =@25°C

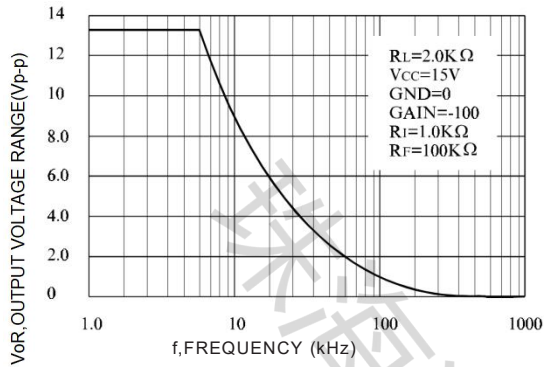


Fig 1. Large-Signal Frequency Response

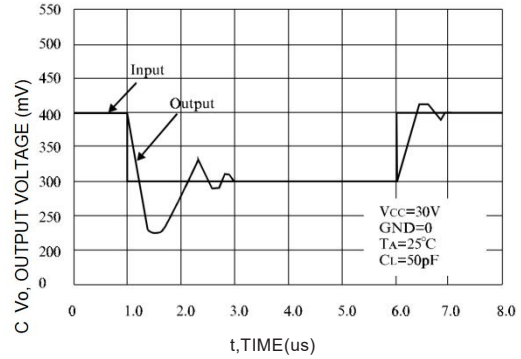


Fig 2. Small-Signal Voltage Follower Pulse Response

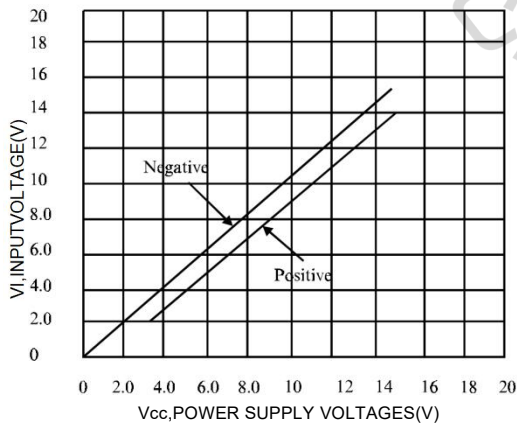


Fig 3. Input Voltage Range

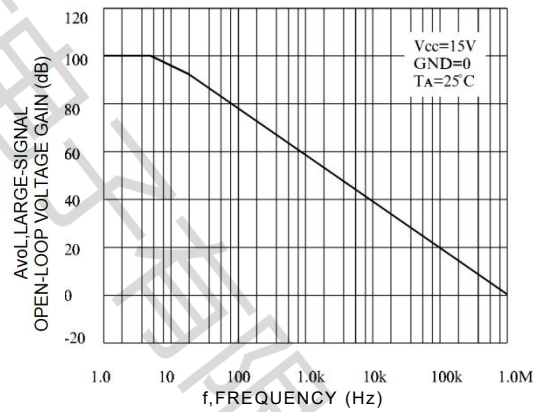


Fig 4. Open-Loop Frequency

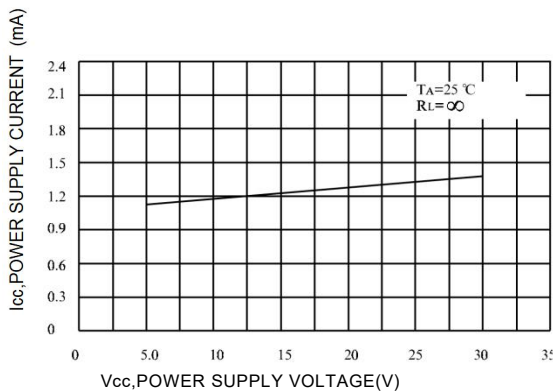


Fig 5. Power Supply Current versus Power Supply Voltage

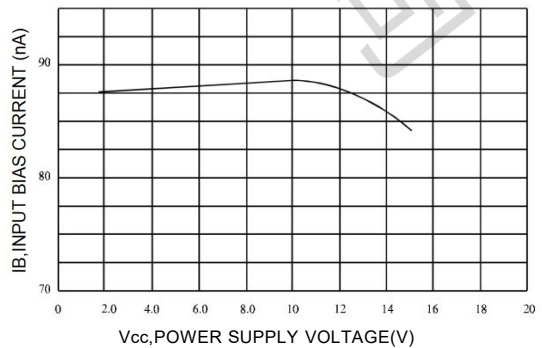
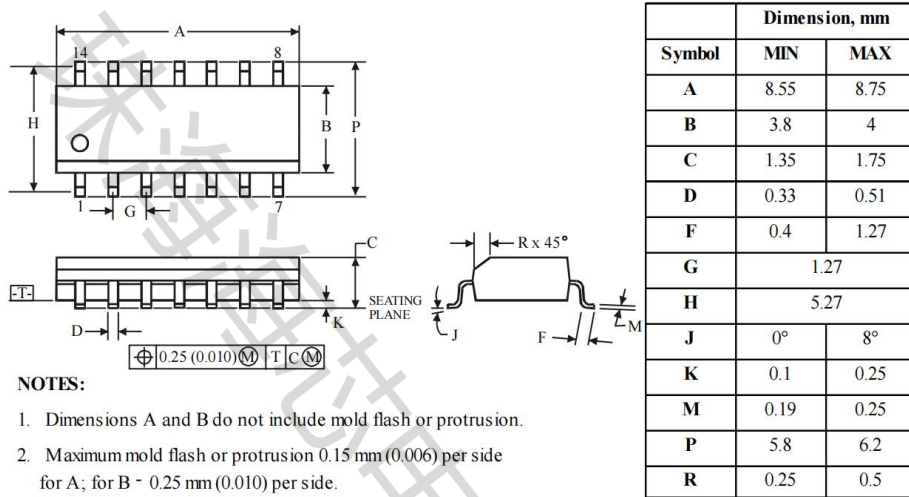


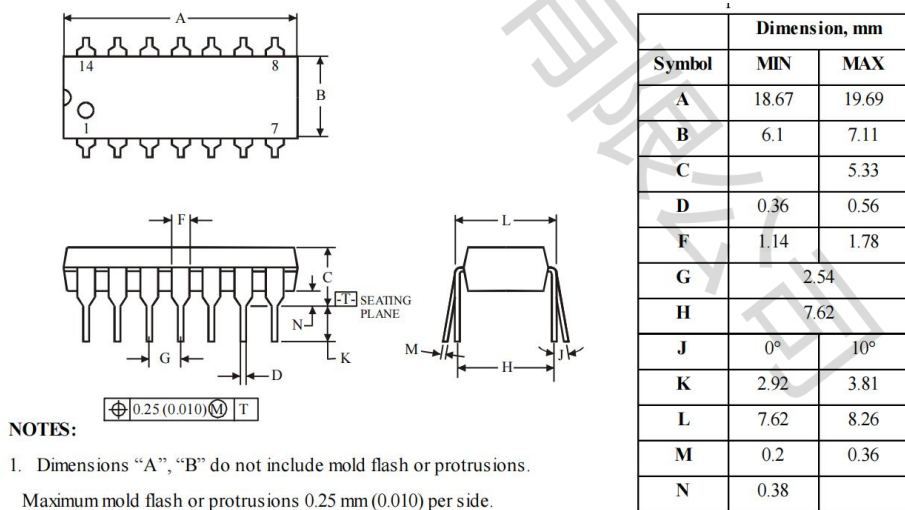
Fig 6. Input Bias Current versus Power Supply Voltage

Package Information

SOP14 (Package Outline Dimensions)



DIP14 (Package Outline Dimensions)



Disclaimer

All products due to improve reliability, function or design or for other reasons, product specifications and data are subject to change without notice.

Zhuhai Haixin Electronics Co., Ltd., branches, agents, employees, and all persons acting on its or their representatives (collectively, the "zhuhai Haixindianzi"), assumes no responsibility for any errors, inaccuracies or incomplete data contained in the table or any other any disclosure of any information related to the product.(www.haixindianzi.com)

Zhuhai Haixin makes no guarantee, representation or warranty on the product for any particular purpose of any goods or continuous production. To the maximum extent permitted by applicable law on Zhuhai Haixin relinquished: (1) any application and all liability arising out of or use of any products; (2) any and all liability, including but not limited to special, consequential damages or incidental ; (3) any and all implied warranties, including a particular purpose, non-infringement and merchantability guarantee.

Statement on certain types of applications are based on knowledge of the product is often used in a typical application of the general product Haixin Zhuhai demand that the Zhuhai Haixin of. Statement on whether the product is suitable for a particular application is non-binding. It is the customer's responsibility to verify specific product features in the products described in the specification is appropriate for use in a particular application. Parameter data sheets and technical specifications can be provided may vary depending on the application and performance over time. All operating parameters, including typical parameters must be made by customer's technical experts validated for each customer application. Product specifications do not expand or modify Zhuhai Haixin purchasing terms and conditions, including but not limited to warranty herein.

Unless expressly stated in writing, Zhuhai Haixin products are not intended for use in medical, life saving, or life sustaining applications or any other application. Wherein Haixin product failure could lead to personal injury or death, use or sale of products used in Zhuhai Haixin such applications using client did not express their own risk. Contact your authorized Zhuhai Haixin people who are related to product design applications and other terms and conditions in writing.

The information provided in this document and the company's products without a license, express or implied, by estoppel or otherwise, to any intellectual property rights granted to the Haixin act or document. Product names and trademarks referred to herein are trademarks of their respective representatives will be all.

X-ON Electronics

Largest Supplier of Electrical and Electronic Components

Click to view similar products for [Operational Amplifiers - Op Amps](#) category:

Click to view products by [ZHHXDZ](#) manufacturer:

Other Similar products are found below :

[430227FB](#) [LT1678IS8](#) [058184EB](#) [NCV33202DMR2G](#) [NJM324E](#) [M38510/13101BPA](#) [NTE925](#) [AZV358MTR-G1](#) [AP4310AUMTR-AG1](#)
[AZV358MMTR-G1](#) [SCY33178DR2G](#) [NCV20034DR2G](#) [NTE778S](#) [NTE871](#) [NTE937](#) [NJU7057RB1-TE2](#) [SCY6358ADR2G](#)
[NJM2904CRB1-TE1](#) [UPC4570G2-E1-A](#) [UPC4741G2-E1-A](#) [UPC4574GR-9LG-E1-A](#) [NJM8532RB1-TE1](#) [EL2250CS](#) [EL5100IS](#) [EL5104IS](#)
[EL5127CY](#) [EL5127CYZ](#) [EL5133IW](#) [EL5152IS](#) [EL5156IS](#) [EL5162IS](#) [EL5202IY](#) [EL5203IY](#) [EL5204IY](#) [EL5210CS](#) [EL5210CYZ](#)
[EL5211IYE](#) [EL5220CY](#) [EL5223CLZ](#) [EL5223CR](#) [EL5224ILZ](#) [EL5227CLZ](#) [EL5227CRZ](#) [EL5244CS](#) [EL5246CS](#) [EL5246CSZ](#) [EL5250IY](#)
[EL5251IS](#) [EL5257IS](#) [EL5260IY](#)