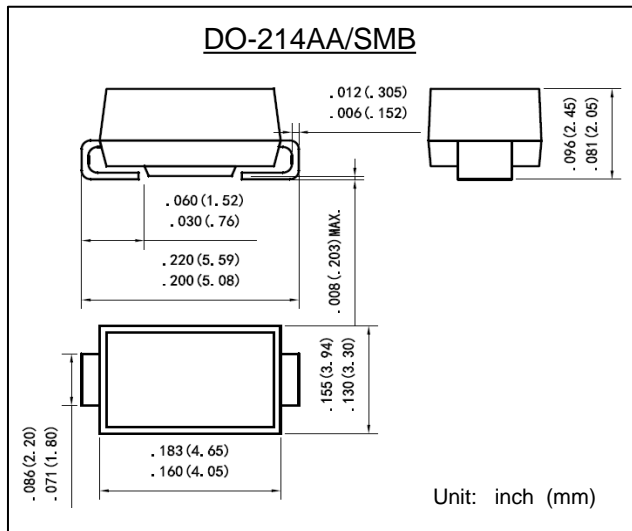


表面安装肖特基二极管  
反向电压 20 ~ 200 V  
正向电流 3.0 A

Surface Mounted Schottky Barrier Rectifiers  
Reverse Voltage 20 ~ 200 V  
Forward Current 3.0 A



## 特征 Features

- 反向漏电流低 Low reverse leakage
- 正向浪涌承受能力强 High forward surge capability
- 高信赖性 High reliability
- 高温焊接保证 High temperature soldering guaranteed:  
260°C/10 秒  
260°C/10seconds
- 引线 and 管体皆符合RoHS标准  
Lead and body according with RoHS standard
- 型号后缀“-F”标记无卤素产品  
Green compound with suffix "-F" on Marking

## 机械数据 Mechanical Data

- 封装外形:DO-214AA塑封 Case:DO-214AA Molded plastic
- 环氧树脂: UL易燃等级: 94V-0  
Epoxy: UL 94V-0 rate flame retardant
- 引脚: 镀锡,无铅 Lead: Pure tin plated, lead free

## 最大值和特性 TA = 25°C 除非另有规定。

Maximum Ratings & Characteristics Ratings at 25°C ambient temperature unless otherwise specified.

参数 Parameter	符号 Symbols	SS32B	SS33B	SS34B	SS35B	SS36B	SS38B	SS310B	SS315B	SS320B	单位 Unit	
最大可重复峰值反向电压 Maximum repetitive peak reverse voltage	$V_{RRM}$	20	30	40	50	60	80	100	150	200	V	
最大均方根电压 Maximum RMS voltage	$V_{RMS}$	14	21	28	35	42	56	70	105	140	V	
最大直流阻断电压 Maximum DC blocking voltage	$V_{DC}$	20	30	40	50	60	80	100	150	200	V	
最大正向平均整流电流 Maximum average forward rectified current	$I_{F(AV)}$	3.0									A	
正向不重复浪涌电流 8.3 ms单一正弦半波 Non-repetitive peak forward surge current 8.3 ms singlehalf sine-wave	$I_{FSM}$	80									A	
最大正向电压 @ $I_F=3.0A$ Maximum forward voltage	$V_F$	0.55			0.70		0.85		0.95		V	
最大反向电流 @ $V_{DC}$ TA= 25°C Maximum reverse current TA= 100°C	$I_R$	0.5					0.1					mA
		20					10					
典型热阻 Typical thermal resistance (Note 1)	$R_{\theta JA}$ $R_{\theta JL}$	85					20					°C/W
典型结电容 VR=4.0V,f=1MHz Type junction capacitance	$C_J$	180									pF	
工作结温 Operating junction	$T_J$	-55 --- +125					-55 --- +150					°C
存储温度 Storage temperature rang	$T_{STG}$	-55 --- +150									°C	

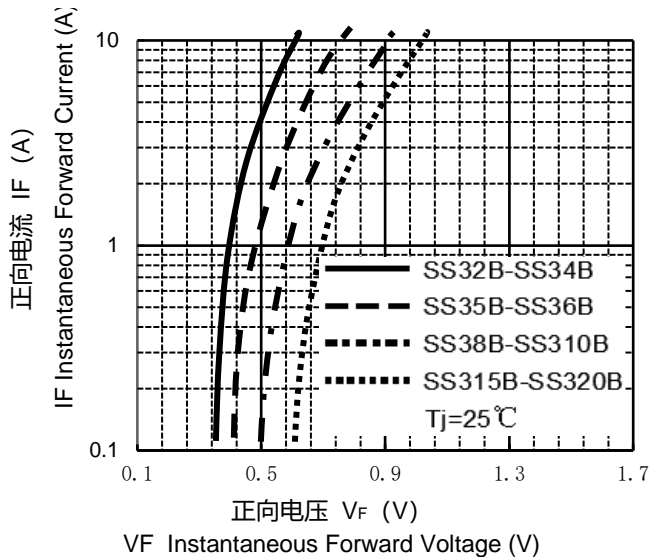
备注 Note:

- 安装在PCB板上, 从PN结到周围环境的热阻。
- Thermal resistance from junction to ambient , PCB mounted.

## 特性曲线 Characteristic Curves

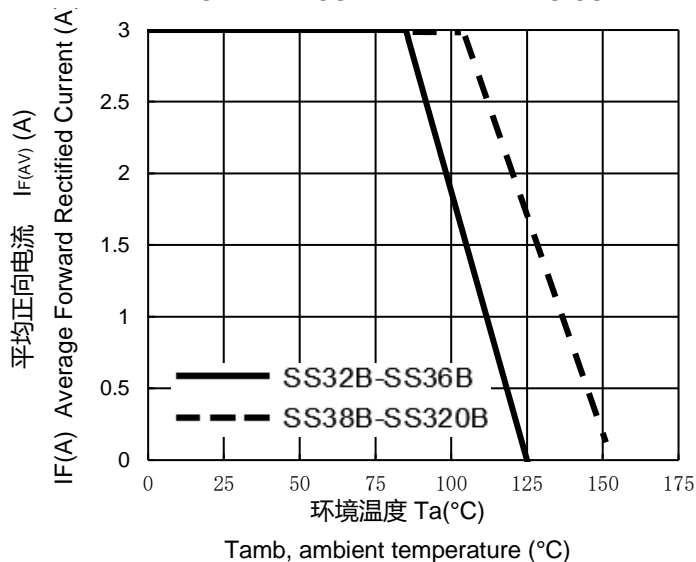
正向特性曲线 (典型值)

TYPICAL FORWARD CHARACTERISTIC



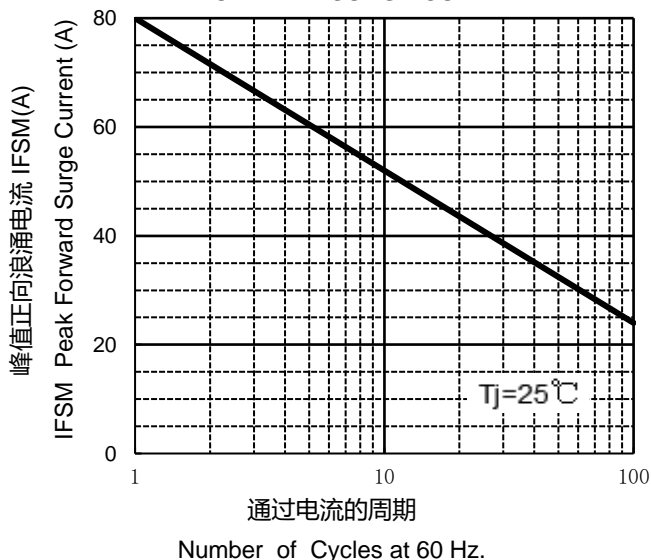
正向电流降额曲线

FORWARD CURRENT DERATING CURVE



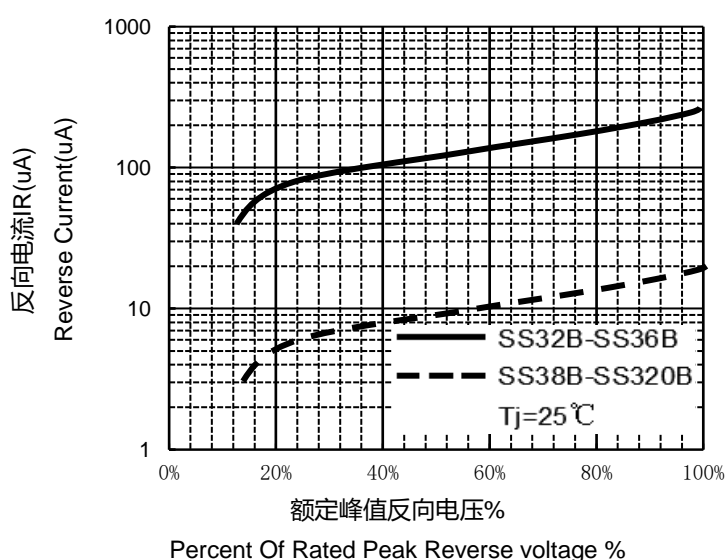
浪涌特性曲线 (最大值)

MAXIMUM NON REPETITIVE  
PEAK FORWARD SURGE CURRENT



反向特性曲线

Typical Reverse Characteristics



## X-ON Electronics

Largest Supplier of Electrical and Electronic Components

*Click to view similar products for [Schottky Diodes & Rectifiers](#) category:*

*Click to view products by [ZHIDE](#) manufacturer:*

Other Similar products are found below :

[MA4E2039](#) [MA4E2508M-1112](#) [MBR1545CT](#) [MMBD301M3T5G](#) [RB160M-50TR](#) [D83C](#) [BAS16E6433HTMA1](#) [BAT 54-02LRH E6327](#)  
[NRVBAF360T3G](#) [NSR05F40QNXT5G](#) [NTE555](#) [JANS1N6640](#) [SK310-T](#) [SS3003CH-TL-E](#) [GA01SHT18](#) [CRS10I30A\(TE85L,QM](#)  
[MA4E2501L-1290](#) [MBRA140TRPBF](#) [MBRB30H30CT-1G](#) [BAT 15-04R E6152](#) [JANTX1N5712-1](#) [DMJ3940-000](#) [SB007-03C-TB-E](#)  
[SK33B-TP](#) [NRVBB20100CTT4G](#) [NRVBM120LT1G](#) [NTSB30U100CT-1G](#) [VS-6CWQ10FNHM3](#) [CRG04\(T5L,TEMQ\)](#) [ACDBA1100LR-HF](#)  
[ACDBA1200-HF](#) [ACDBA240-HF](#) [ACDBA3100-HF](#) [CDBQC0530L-HF](#) [CDBQC0240LR-HF](#) [ACDBA260LR-HF](#) [ACDBA1100-HF](#)  
[MA4E2502L-1246](#) [10BQ015-M3/5BT](#) [NRVBM120ET1G](#) [CRS08TE85LQM](#) [PMAD1108-LF](#) [B120Q-13-F](#) [1N5819T-G](#) [B0530WSQ-7-F](#)  
[PDS1040Q-13](#) [B160BQ-13-F](#) [SDM05U20CSP-7](#) [B140S1F-7](#) [HSM560Je3/TR13](#)