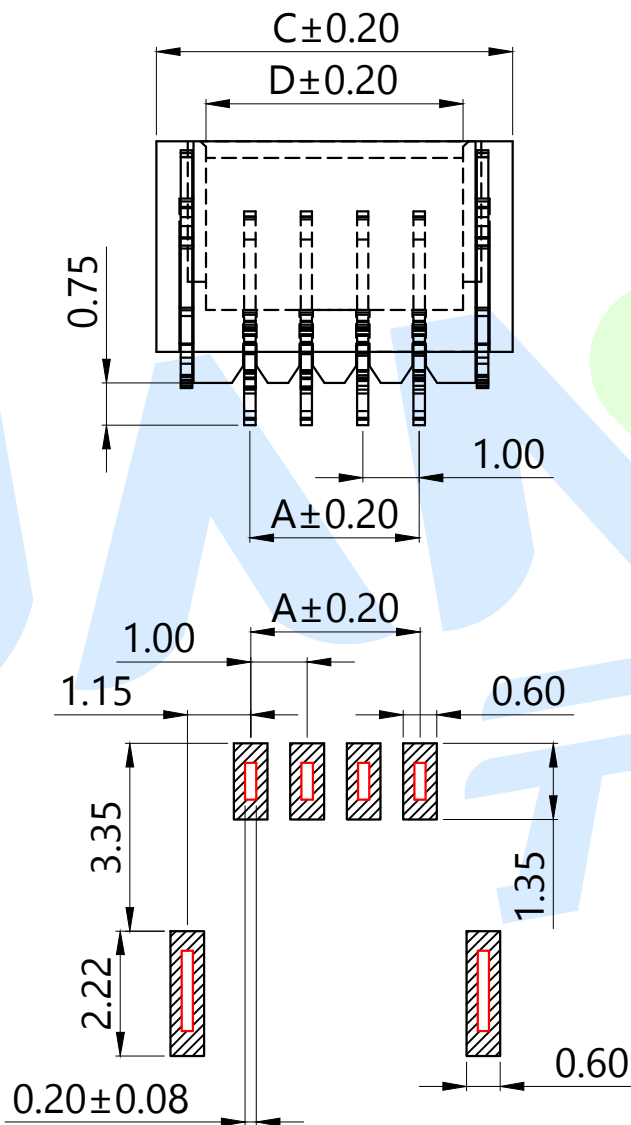
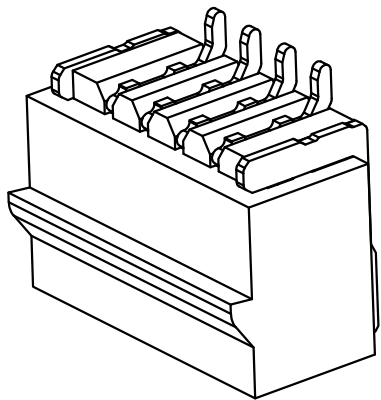
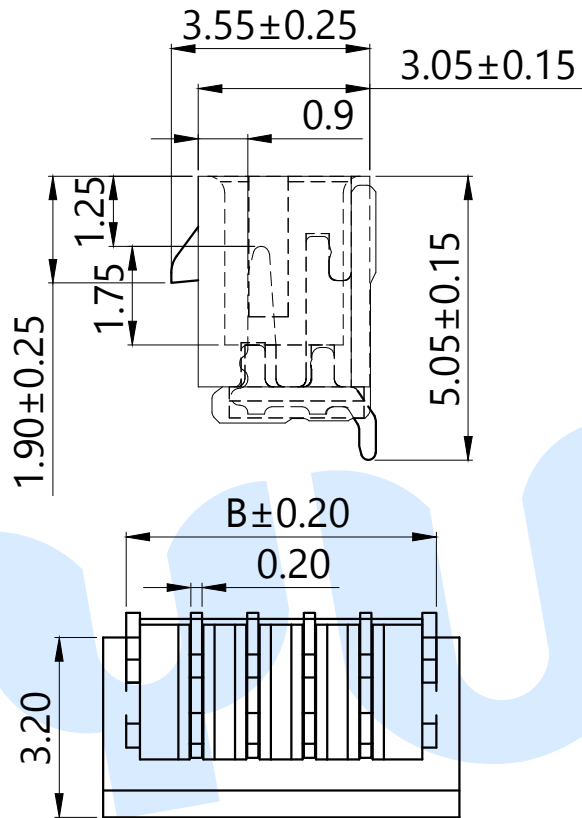


RoHS



适用线路板 (PCB LAYOUT)

Model No.	Pin	A	B	C	D
WAFER-SHB1.0-2PWT-W1	2	1.00	3.50	4.35	2.60
WAFER-SHB1.0-3PWT-W1	3	2.00	4.50	5.35	3.60
WAFER-SHB1.0-4PWT-W1	4	3.00	5.50	6.35	4.60
WAFER-SHB1.0-5PWT-W1	5	4.00	6.50	7.35	5.60
WAFER-SHB1.0-6PWT-W1	6	5.00	7.50	8.35	6.60
WAFER-SHB1.0-7PWT-W1	7	6.00	8.50	9.35	7.60
WAFER-SHB1.0-8PWT-W1	8	7.00	9.50	10.35	8.60
WAFER-SHB1.0-9PWT-W1	9	8.00	10.50	11.35	9.60
WAFER-SHB1.0-10PWT-W1	10	9.00	11.50	12.35	10.60
WAFER-SHB1.0-11PWT-W1	11	10.00	12.50	13.35	11.60
WAFER-SHB1.0-12PWT-W1	12	11.00	13.50	14.35	12.60
WAFER-SHB1.0-13PWT-W1	13	12.00	14.50	15.35	13.60
WAFER-SHB1.0-14PWT-W1	14	13.00	15.50	16.35	14.60
WAFER-SHB1.0-15PWT-W1	15	14.00	16.50	17.35	15.60
WAFER-SHB1.0-16PWT-W1	16	15.00	17.50	18.35	16.60
WAFER-SHB1.0-13PWT-W1	17	16.00	18.50	19.35	17.60
WAFER-SHB1.0-14PWT-W1	18	17.00	19.50	20.35	18.60
WAFER-SHB1.0-15PWT-W1	19	18.00	20.50	21.35	19.60
WAFER-SHB1.0-16PWT-W1	20	19.00	21.50	22.35	20.60

WAFER-SHB1.0-□□PWT-W1 (-P=盘装, 非盘装不启用)

Specifications/技术规格:

- 1.Poles/线数: 2~20P
- 2.Wire range/适用线规: AGW 32#~28#
- 3.Applicable PC board thickness/适用PC板厚度: 0.6~1.2mm
- 4.Current rating/额定电流: 1.0A
- 5.Voltage rating/额定电压: 50V DC/AC
- 6.Insulation Resistance/绝缘电阻: 100MΩ Min
- 7.Dielectric Withstanding/ 耐压: 500V AC/minute
- 8.Contact Resistance/ 接触电阻: 20mΩ Max
- 9.Operating Temperature/ 工作温度: -25℃ to +85℃

◎	Soldering lug		1	Phosphorous copper	Plating Sn
◎	Terminal			Phosphorous copper	Plating Sn
◎	Housing		1	LCP	Off White
NO.	Name	Number	Qty	Materil	Remarks

YUANDI® Yuandi Electronics Co, Ltd

design	date	name	WAFER CONNECTOR
Review	date	model	WAFER-SHB1.0-□□PWT-W1
Approved	date		

Drawing number: Proportion 1:1 unit mm gage number A4

modify Review Approved Tolerance not specified

X-ON Electronics

Largest Supplier of Electrical and Electronic Components

Click to view similar products for [Headers & Wire Housings](#) category:

Click to view products by [Zhongdi](#) manufacturer:

Other Similar products are found below :

[0015917161](#) [0022155065](#) [57102-F02-18ULF](#) [58102-G61-06LF](#) [582553-1](#) [01.001.5753.1](#) [0050291907](#) [02.125.8002.8](#) [609-3404](#) [61062-3](#)
[CSU011177004](#) [622-0430](#) [622-3653LF](#) [63453-116](#) [636-1030](#) [636-1427](#) [636-3427](#) [636-4007](#) [641938-9](#) [65495-038](#) [65692-001LF](#) [65781-018](#)
[65781-047](#) [65817-010LF](#) [65817-015LF](#) [67095-007LF](#) [67601157](#) [68631-112](#) [699319-000](#) [70.362.1628.0](#) [70-4210](#) [70-4226B](#) [70-4853B](#) [707-](#)
[5028](#) [71.350.2428.0](#) [733-134](#) [733-162](#) [760-3052](#) [MHR-64-VUAL](#) [80.063.4001.1](#) [800-90-001-10-001000](#) [801-43-002-10-013000](#)
[801-43-006-10-002000](#) [803-43-024-10-001000](#) [803-93-012-10-001000](#) [8-1437020-4](#) [819-22-004-30-001101](#) [820-22-006-30-001101](#)
[820-22-008-30-001101](#) [821-22-002-10-001101](#)