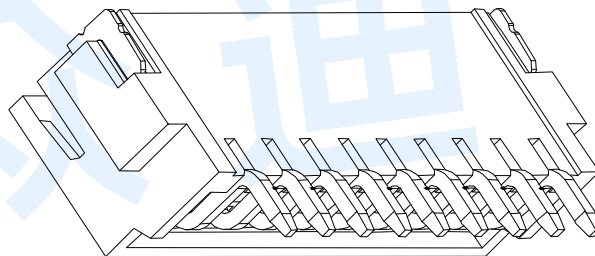
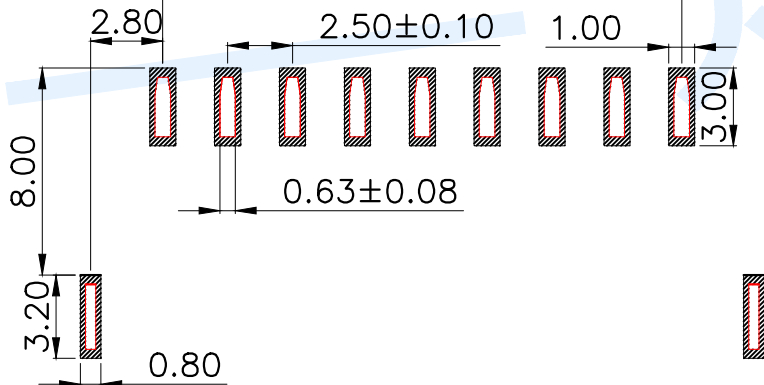
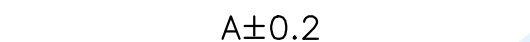
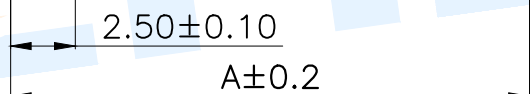
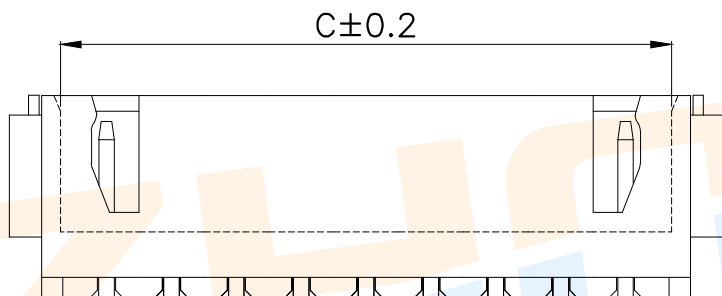
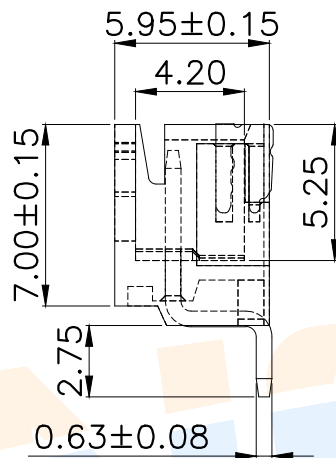
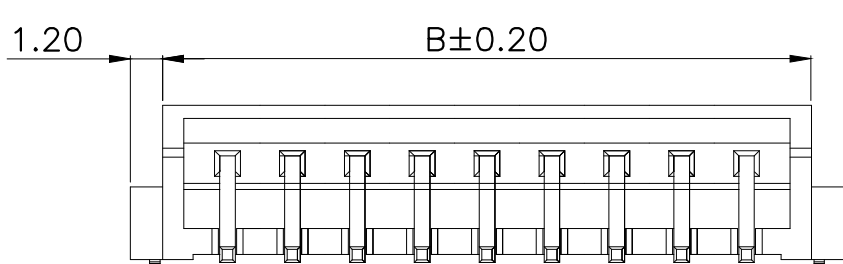


RoHS



适用线路板(PCB LAYOUT)

Model No.	Pin	A	B	C
WAFER-XH2.54-2PWT-W1	2	2.50	7.50	6.05
WAFER-XH2.54-3PWT-W1	3	5.00	10.00	8.55
WAFER-XH2.54-4PWT-W1	4	7.50	12.50	11.05
WAFER-XH2.54-5PWT-W1	5	10.00	15.00	13.55
WAFER-XH2.54-6PWT-W1	6	12.50	17.50	16.05
WAFER-XH2.54-7PWT-W1	7	15.00	20.00	18.55
WAFER-XH2.54-8PWT-W1	8	17.50	22.50	21.05
WAFER-XH2.54-9PWT-W1	9	20.00	25.00	23.55
WAFER-XH2.54-10PWT-W1	10	22.50	27.50	26.05
WAFER-XH2.54-11PWT-W1	11	25.00	30.00	28.55
WAFER-XH2.54-12PWT-W1	12	27.50	32.50	31.05
WAFER-XH2.54-13PWT-W1	13	30.00	35.00	33.55
WAFER-XH2.54-14PWT-W1	14	32.50	37.50	36.05
WAFER-XH2.54-15PWT-W1	15	35.00	40.00	38.55
WAFER-XH2.54-16PWT-W1	16	37.50	42.50	41.05
WAFER-XH2.54-17PWT-W1	17	40.00	45.00	43.55
WAFER-XH2.54-18PWT-W1	18	42.50	47.50	46.05
WAFER-XH2.54-19PWT-W1	19	45.00	50.00	48.55
WAFER-XH2.54-20PWT-W1	20	47.50	52.50	51.05

WAFER-XH2.54-□□PWT-W1 (-P=盘装, 非盘装不启用)

Specifications/技术规格:

- 1.Poles/线数: 2~20P
- 2.Wire range/适用线规: AGW 28#~22#
- 3.Applicable PC board thickness/适用PC板厚度: 1.6mm
- 4.Current rating/额定电流: 3.0A
- 5.Voltage rating/额定电压: 250V DC/AC
- 6.Insulation Resistance/绝缘电阻: 1000MΩ Min
- 7.Dielectric Withstanding/耐电压: 1000V AC/minute
- 8.Contact Resistance/接触电阻: 20mΩ Max
- 9.Operating Temperature/工作温度: -25℃ to +85℃

Ⓒ	Soldering lug		1	Brass	Plating Sn
Ⓑ	Terminal			Brass	Plating Sn
Ⓐ	Housing		1	LCP	Off White
NO.	Name	Number	Qty	Materil	Remarks

ZHONGDI® Zhongdi Electronic Technology Co., Ltd

design	date	name	WAFER CONNECTOR
Review	date	model	WAFER-XH2.54-□□PWT-W1
Approved	date		

Drawing number: Proportion 1:1 unit mm gage number A4

modify Review Approved Tolerance not specified

angle	±2'
10~30	±0.30
5~10	±0.20
~ 5	±0.10

X-ON Electronics

Largest Supplier of Electrical and Electronic Components

Click to view similar products for [Headers & Wire Housings](#) category:

Click to view products by [Zhongdi](#) manufacturer:

Other Similar products are found below :

[0015917161](#) [0022155065](#) [57102-F02-18ULF](#) [58102-G61-06LF](#) [582553-1](#) [01.001.5753.1](#) [0050291907](#) [02.125.8002.8](#) [609-3404](#) [61062-3](#)
[CSU011177004](#) [622-0430](#) [622-3653LF](#) [63453-116](#) [636-1030](#) [636-1427](#) [636-3427](#) [636-4007](#) [641938-9](#) [65495-038](#) [65692-001LF](#) [65781-018](#)
[65781-047](#) [65817-010LF](#) [65817-015LF](#) [67095-007LF](#) [67601157](#) [68631-112](#) [699319-000](#) [70.362.1628.0](#) [70-4210](#) [70-4226B](#) [70-4853B](#) [707-](#)
[5028](#) [71.350.2428.0](#) [733-134](#) [733-162](#) [760-3052](#) [MHR-64-VUAL](#) [80.063.4001.1](#) [800-90-001-10-001000](#) [801-43-002-10-013000](#)
[801-43-006-10-002000](#) [803-43-024-10-001000](#) [803-93-012-10-001000](#) [8-1437020-4](#) [819-22-004-30-001101](#) [820-22-006-30-001101](#)
[820-22-008-30-001101](#) [821-22-002-10-001101](#)